

TOKYO SKYTREE 東京スカイツリー®

TOKYO SKYTREE Traditional Techniques and Forefront Technologies from Japan

SKYTREE TERRACE TOURS (Outdoor guided tour)



In addition to Tembo Deck and Tembo Galleria, a special new floor has been revealed. Enjoy the panoramic view seen through the SKYTREE's dynamic steel frameworks. Feel the open-air breeze, light and sounds of Tokyo. A dedicated guide takes you on the tour of SKYTREE TERRACE located 155 meters above the ground.

Fee
2,500 yen (tax included)
*Tour fee will be 1,700 yen for visitors who are also visiting the observation deck.

Schedule
Weekdays (Excluding Saturdays, Sundays, public holidays, and specific days.)
Starts at 1:00 p.m. (Approx. 50 minutes each / 12 tours in total)
*Tours may be cancelled due to bad weather, etc.

Admission
• Ticket Counter / Fast Skytree Ticket Counter on the 4th floor
• SKYTREE TERRACE TOURS Counter on the 1st floor

Age limit
6 years old and older
*For more details about participation requirements and instructions, please ask our staff members.

Lighting that casts colors onto old town sceneries


Lighting patterns change among "Iki", "Miyabi" and "Nobori" alternately every day. Make sure not to miss special the lightings of each season or events as well.



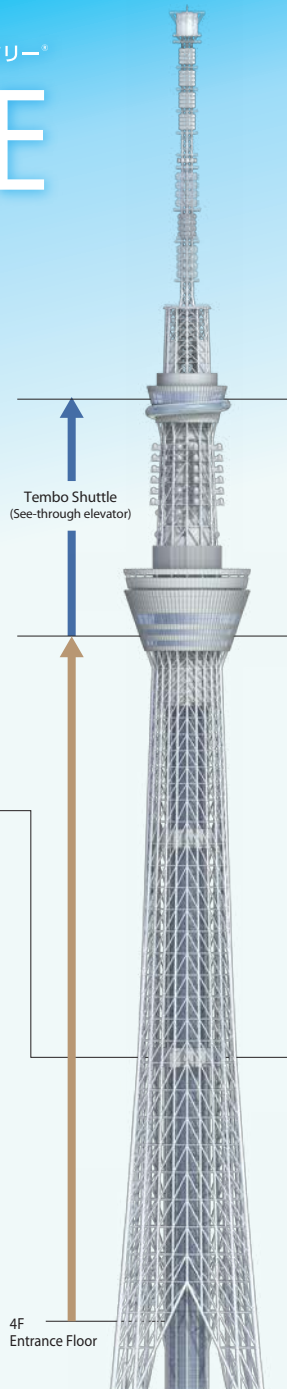
The faint blue highlights on the central pillar express a water theme in tribute to the Sumida River. SKYTREE's blue illumination conveys the full strength and intrepid spirit of Edo.



An intricate steel exoskeleton dressed in the decent Edo-murasaki theme color (bluish violet). Brilliant light as that of a gold foil accentuates the tower with elegance.



With the base color of tachibana (tangerine) that has been considered as a lucky color since ancient times, the design emphasizing verticality of a Nobori rising into the sky casts a vibrant and joyful light.



TOKYO SKYTREE Tembo Galleria (Floor 445, 450)

Tembo Galleria

A sloped 110-meter "air walk" from Floor 445 up to Floor 450. With audio effects that change with the season and weather.

Floor 445-450



★ Sorakara Point

The highest point at 451.2 meters above the ground. Visitors can enjoy seasonal limited events or other services.

Commemorative Photography (Floor 445)
Memorial photo at the highest point of the TOKYO SKYTREE!
Opening hours 8:00-21:30

Floor 450



TOKYO SKYTREE Tembo Deck (Floor 350, 345, 340)

SKYTREE® Post

Using the tower-shaped, deep red SKYTREE Post, you can send letters and postcards to family and friends in commemoration of visiting the world's tallest tower.

Floor 345



★ Glass floor

12mm thick, quadruple glazed tempered glass floors and dare to look down. The breathtaking view and magnificent beauty of TOKYO SKYTREE steel framework will move you.

Commemorative Photography (Floors 350/340)
How about taking a memorial photo against the background of the superb scenery. Please use this service as a commemoration of visiting SKYTREE (Selfy is also allowed).

Opening hours 8:00-21:30



Floor 340



Floor 350/340

Tembo Shuttles (elevators)


Lower floors ~ Tembo Deck

Four lines of Tembo Shuttles have different decorations featuring spring, summer, fall and winter respectively. The shuttles operate at the speed of 600m/minute and reach to the Tembo Deck in about 50 seconds.



Tembo Deck ~ Tembo Galleria

Two lines of Tembo Shuttle elevators have see-through front panel and ceiling to raise anticipation for observation.




Let's collect! /

Visit Commemoration Stamp

The height of TOKYO SKYTREE is ★★★★★m


The tallest tower in the world, SKYTREE! How many meters high is it? Let's start to our journey and find out the hidden answer with Sorakara-chan and other official characters of TOKYO SKYTREE!

① Tokyo Skytree Tembo Galleria



"Sorakara-chan", descended from the sky out of curiosity to TOKYO SKYTREE.
"Teppenpen", a girl who has a weakness for fads and fashions.
"Sukoburuburu", an old dog bred in shitamachi, the Tokyo traditional town area. Three of them are looking forward to meeting visitors from all over the world here at SKYTREE!

② Tokyo Skytree Tembo Deck



③ Tokyo Skytree Floor 1 THE SKYTREE SHOP



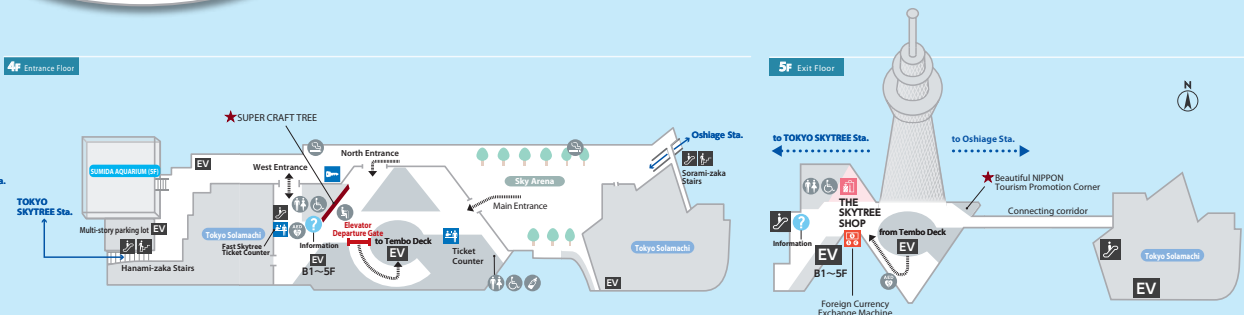
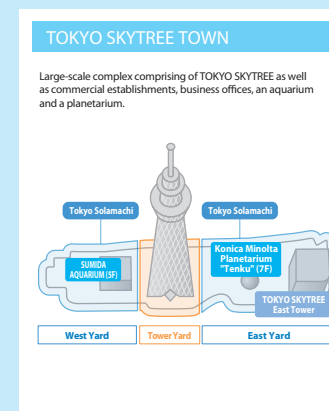
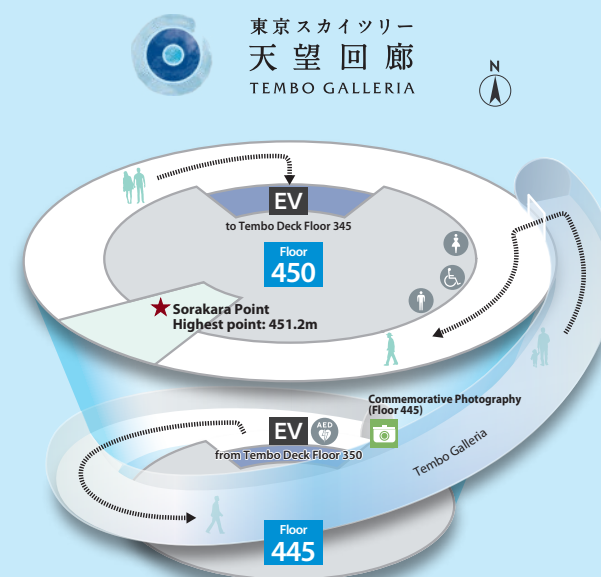
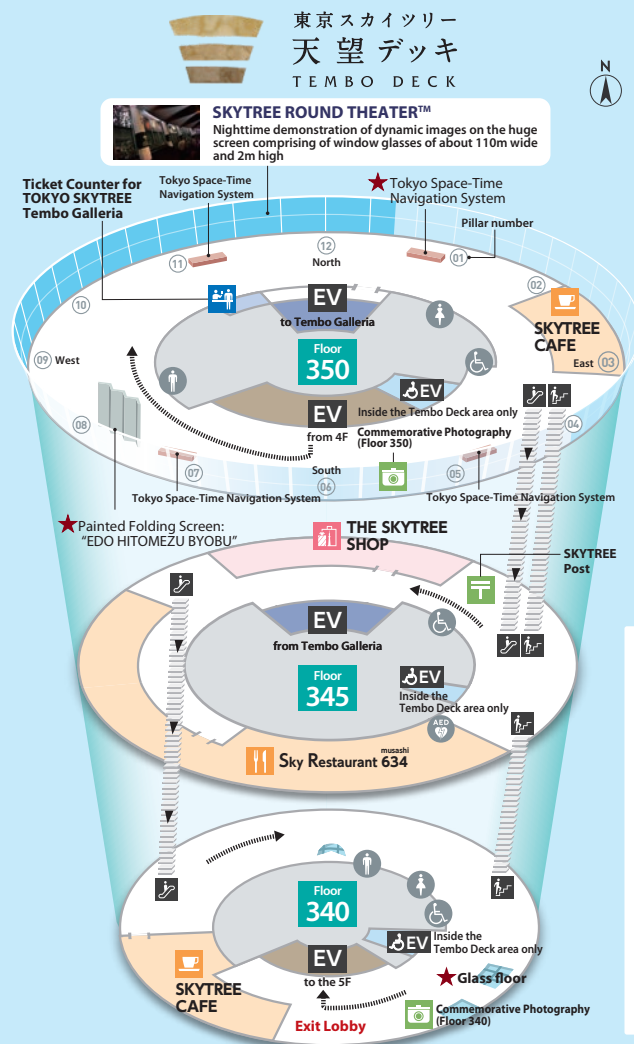
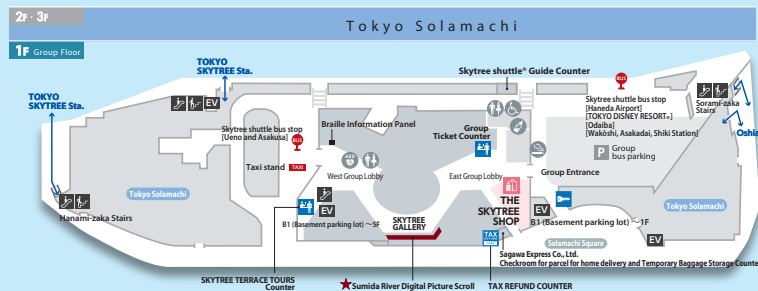
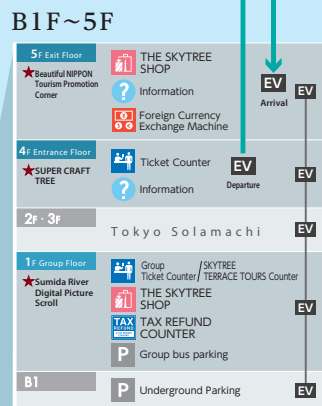
To visitors who have collected two or more stamps and purchased at least one item at the TOKYO SKYTREE official shop, THE SKYTREE SHOP

A TOKYO SKYTREE original sticker is presented by showing your stamps at settlement!

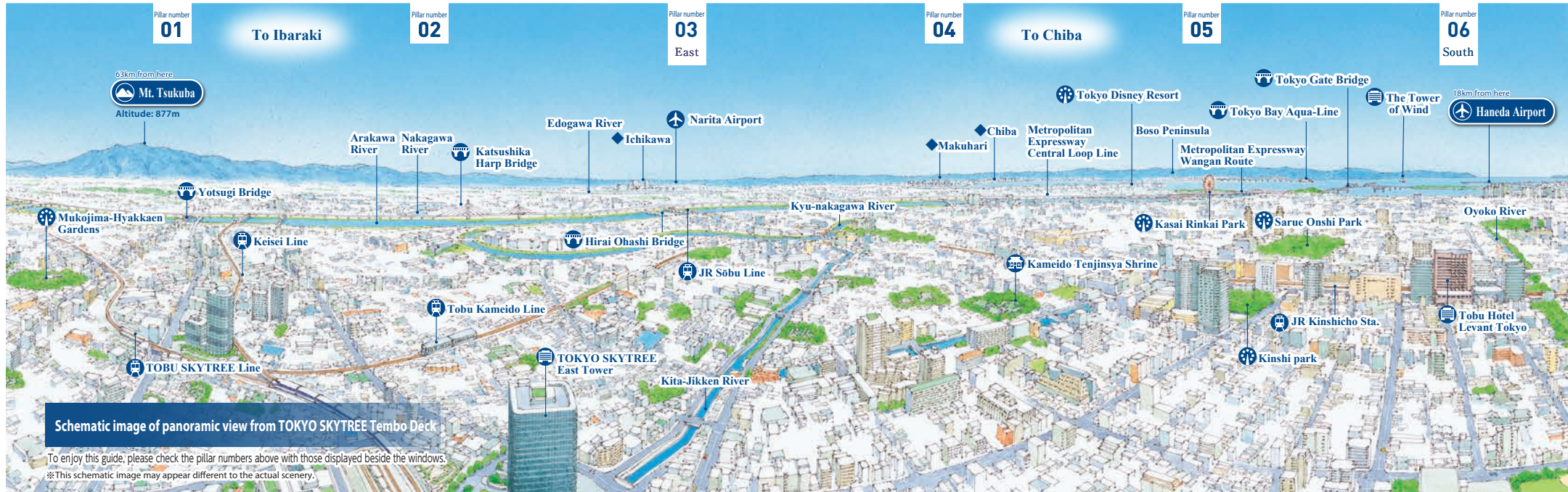
*You can obtain the gift at one of THE SKYTREE SHOPS (Floor 1, Floor 5, and Floor 345) *The image is for illustration purpose only.



We have planned various services for visitors who have entered the Tembo Deck in their birthday month. Please ask nearest staff for details.



Panoramic view from TOKYO SKYTREE TEMBO DECK



Information

THE SKYTREE SHOP



Official shops on 1F, 5F, and Floor 345.

Opening hours 8:30-21:45 (8:00-21:30 for Floor 345 only)



Tax refund of purchases is available at the TAX REFUND COUNTER on the 1st floor. (Purchases from multiple eligible stores can be combined.)

Scan the QR code on the left to find eligible stores.



Mascot dolls
Different types
¥1,026 each (tax included)



Illuminated
SKYTREE
¥2,916 each (tax included)



HONTAKASSAGOYA
TOKYO SKYTREE 345 Assortment
¥1,652 (tax included)

Only
available at
Floor 345

Floor 350



SKYTREE CAFE

Floor 350

Original beverages and soft-serve ice cream are available (Standing style).

Floor 340

Enjoy snacks and sweets with a spectacular view (Table seats with chairs).

Opening hours 8:00-21:45

(Last order 21:15)

Floor 340



Floor 345



Sky Restaurant 634 (musashi)

Enjoy the "TOKYO CUISINE". A combination of seasonal fresh vegetables and a variety of ingredients served right in the midst of Tokyo's breathtaking and spectacular metropolitan view.

Opening hours

Lunch 12:00-16:00

Dinner 17:30-23:00

Official Partners

[What is an Official Partner?]

TOKYO SKYTREE Official Partners are companies that agree with the philosophy and business concepts of this project.

Asahi Breweries, Ltd.; Asahi Group Foods, Ltd.; Asahi Soft Drinks Co., Ltd. / FUKOKU MUTUAL LIFE INSURANCE COMPANY / Hitachi, Ltd.; Hitachi Building Systems Co., Ltd. / Kikkoman Corporation / Mizuho Bank, Ltd.; Mizuho Financial Group, Inc.; Mizuho Securities Co., Ltd.; Mizuho Trust & Banking Co., Ltd. / Nissin Seifun Group Inc. / OBAYASHI CORPORATION / Panasonic Corporation / SOHGO SECURITY SERVICES CO., LTD. / Sumitomo Mitsui Trust Bank, Limited / TOSHIBA CORPORATION; TOSHIBA ELEVATOR AND BUILDING SYSTEMS CORPORATION (Alphabetical order)

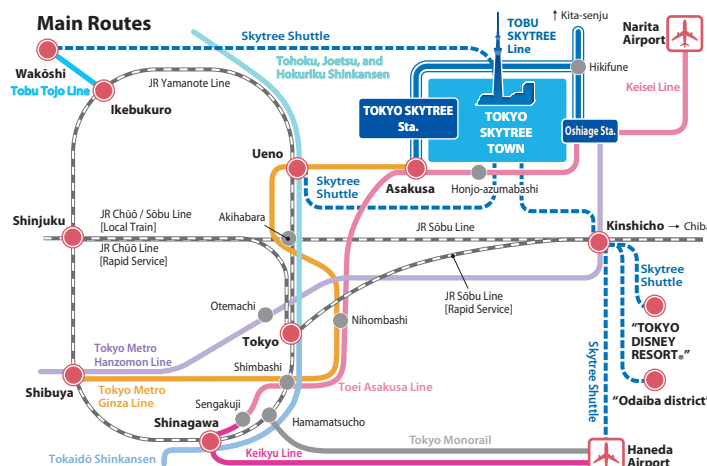
Hotels / Travel agencies

[Official travel agency] TOBU TOPTOURS CO., LTD.

[Official hotels] Tobu Hotel Levant Tokyo / Courtyard by Marriott Tokyo Ginza Hotel / Narita Tobu Hotel Airport

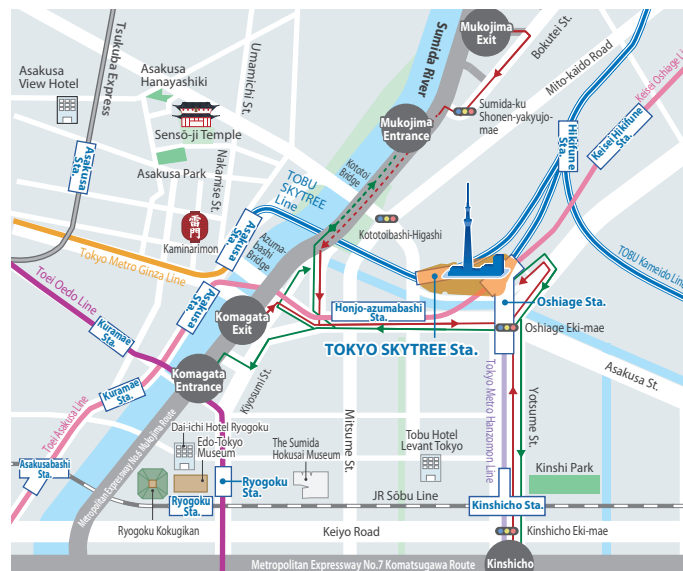
[Friendship hotels] Dai-ichi Hotel Ryogoku / Asakusa View Hotel

Access Map



* You can also take a Skytree Shuttle, one of the round-trip buses for transport between TOKYO SKYTREE TOWN and Haneda Airport, Ueno Station, "TOKYO DISNEY RESORT", "Odaiba district", Shiki Station, Asakada Station, Wakoshi Station, etc

Around SKYTREE (TOKYO SKYTREE 1-1-2 Oshiage Sumida-ku Tokyo, Japan)



For Visitors by Car → Outward routes → Return routes The dotted line traces the road under the elevated highway.

*Admission ticket for the TOKYO SKYTREE Observation deck is excluded from the discount services for the TOKYO SKYTREE TOWN car parking.

When coming by car, please use the main roads shown on the map of the neighborhood around SKYTREE. Please use public trains or buses, as parking spaces are limited in and around the facilities.

Sumida-ku Round bus (Fare: ¥100)

Also available is Sumida-ku Round bus, which departs from Oshiage Sta. and runs in three routes: northwestern area (toward Mukojima and Kanegafuchi), northeastern area (toward Yahiro and Tachibana) and southern area (toward Ryogoku and Kinshi-cho). One-way fare is ¥100.

Opening hours

8:00~22:00 [Last admission: 21:00] *Open 365 days. Depending on the time of year, opening hours are subject to change.

Admission tickets

Same-day ticket

	Ticket type	18 years old and over	12 to 17 years old	6 to 11 years old	Purchase counter
Weekdays	Tembo Deck Floor 350	¥2,100 (¥1,050)	¥1,550 (¥800)	¥950 (¥500)	4F Ticket Counter
	Tembo Galleria Floor 450	¥1,000 (¥500)	¥800 (¥400)	¥500 (¥250)	Tembo Deck Floor 350 Ticket Counter
	Combo ticket Floor 350+450	¥3,100 (¥1,550)	¥2,350 (¥1,200)	¥1,450 (¥750)	4F Ticket Counter
Holidays	Tembo Deck Floor 350	¥2,300 (¥1,150)	¥1,650 (¥850)	¥1,000 (¥500)	4F Ticket Counter
	Tembo Galleria Floor 450	¥1,100 (¥550)	¥900 (¥450)	¥550 (¥300)	Tembo Deck Floor 350 Ticket Counter
	Combo ticket Floor 350+450	¥3,400 (¥1,700)	¥2,550 (¥1,300)	¥1,550 (¥800)	4F Ticket Counter

Fast Skytree Ticket *

	Ticket type	12 years old and over	6 to 11 years old	Purchase counter
All days	Tembo Deck Floor 350	¥3,200	¥1,600	4F Fast Skytree Ticket Counter
	Combo ticket Floor 350+450	¥4,200	¥2,100	

● Children aged 5 or under are admitted free. ● Rates in () parentheses are for visitors with disabilities. The rates for visitors with disabilities shall be applicable to the same number of companions as the number of the visitors with disabilities they accompany. ● Sales of combo tickets may be suspended when crowded. ● Visit the official web site for days when the holiday rates are applicable. ● No re-entry permitted once a visitor exits. * The ticket is for foreign tourists only. Visitors can purchase a ticket without having to wait in a line. Rates for visitors with disabilities and Tembo Galleria are not available for the Fast Skytree Ticket.

Fixed date/time ticket

Admission tickets for reserved fixed dates and times to allow smooth entry. Purchase on the TOKYO SKYTREE official website or on a multi-functional copier in Seven-Eleven stores in Japan by the previous day of the entry.

Group Reservation

Group rate will be applied to advance reservation for a group of 10 or more persons. For details, call the TOKYO SKYTREE Group Reservation Center (at 03-3626-0634).

Precautions for visitors

[General]

● Staff may refuse admittance or ask you to leave if you disturb other visitors or disobey rules. ● TOBU TOWER SKYTREE Co., Ltd. and affiliates assume no responsibility for any accident, injury, loss, theft or other damages caused by the negligent behavior of visitors. ● Persons affiliated with criminal organizations will not be admitted. ● News and other media outlets may be filming or recording on the premises during business hours. At such times, staff may limit access to certain routes, observation areas or parts of TOKYO SKYTREE. Visitors will be filmed only with prior consent. ● Please refrain from occupying a space in a way that impedes others, or using baggage or other items to reserve your spot. ● Please refrain from using mobile phones in locations where doing so may disturb others.

[Prohibited Items]

● Bringing hazardous goods or any other items prohibited by TOKYO SKYTREE onto the premises is strictly forbidden. Visitors are required to undergo hand baggage and metal detector inspections before admission. ● Animals other than service dogs (dogs trained to assist people with disabilities) are not admitted to TOKYO SKYTREE. (Please note that no pet-sitting services are available on the premises.)

[Food and Beverages/Smoking]

● Smoking is prohibited on the Observation Deck; please use the designated smoking areas. Eating and drinking are permitted only in designated areas.

[Other]

● The view from TOKYO SKYTREE may be obscured due to poor weather conditions. ● Please watch your step to avoid injury, especially when opening and closing doors or using elevators, escalators or staircases. ● When TOKYO SKYTREE is crowded, staff may limit access to certain routes, observation areas, or other parts of the facility. ● The days, hours, and terms of service for the Observation Deck and other facilities may change without prior notice. ● The information listed above might be subject to change without notice.

Inquiries

TOKYO SKYTREE Call Center ☎0570-55-0634 (9:00-20:00)

*Please dial ☎03-5302-3470 when using a PHS phone, certain Internet phones, or International call.

■ TOKYO SKYTREE Official website <http://www.tokyo-skytree.jp/en/>

Also check the TOKYO SKYTREE official SNS!