

# For Passengers Bringing Cars

## Sado Kisen Ferry Boarding Information

**Niigata Port** TEL.(025)245-5111  
9-1 Bandaijima, Chuo-ku, Niigata-shi 950-0078

### How to Get to the Boarding Point

- From the Bandai Exit of Niigata Station



**Bandai Exit Bus Platform No. 3**  
100 m straight ahead out the Bandai Exit.

- 10-15 min. by bus or taxi (2.7 km)
- Bus fare: ¥210
- Taxi fare: About ¥1,200 (small taxi)

- From Niigata Airport
- 30-40 min. by taxi (8.0 km)
- Taxi fare: About ¥3,000 (small taxi)
- ※No direct bus available.

- From Niigata-Kameda IC on the Nihonkai-Tohoku Expressway
- About 30 min. by car (9 km)

- From Niigata-nishi IC on the Hokuriku Expressway
- About 30-40 min. by car (10 km)

### Ferry Port Parking Fees

- First hour: Free
- 1-5 hours: ¥100/30 min.
- 5-24 hours: ¥800
- (Please make sure to pick up your Sado Ferry Passenger Parking Card at the ticket counter.)

**Teradomari Port** TEL.(0258)75-3294  
9786-3-7 Teradomari Kamikata-machi, Nagaoka-shi 940-2502

### How to Get to the Boarding Point

- From Teradomari Station
- 15-20 min. by bus or taxi (5 km)
- Bus fare: ¥250 Taxi fare: About ¥2,100 (medium taxi)

- From Nagaoka Station
- About 70 mins. by car (30 km)
- Bus fare: ¥790

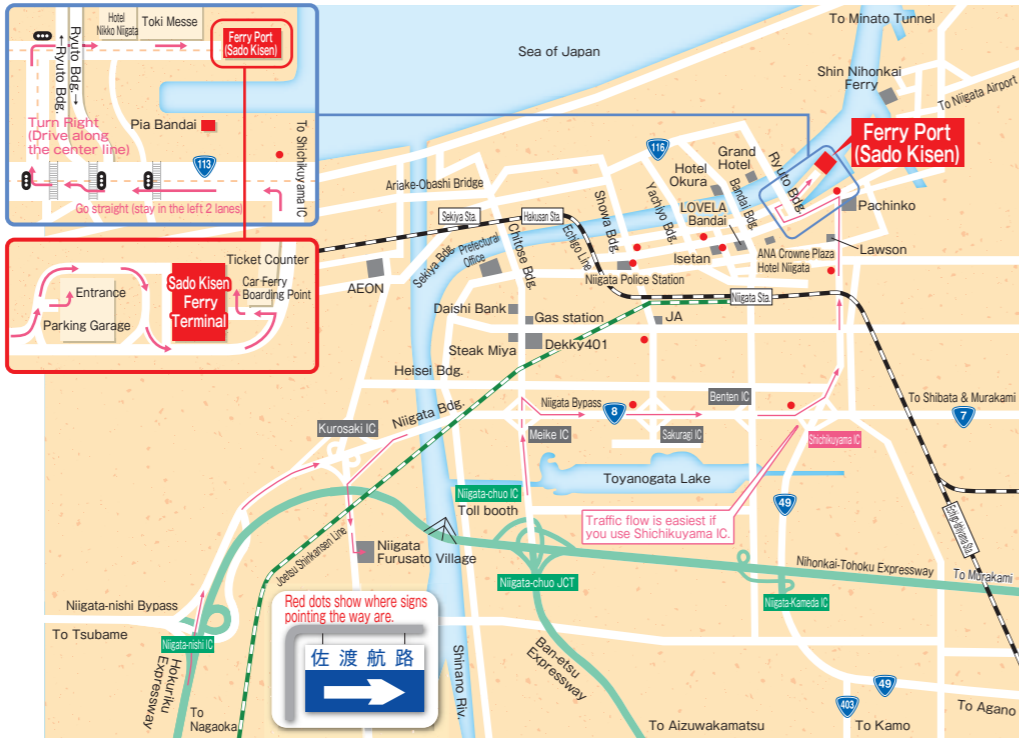
- From Nakanoshima-Mitsuke IC on the Hokuriku Expressway
- About 30 min. by car (23 km)

### Ferry Port Parking Fees

- ¥500/day (¥1,000 for overnight parking)
- (Free parking also available.)



If you plan to bring your car aboard a ship, please be sure to arrive at the port at least one hour before the scheduled departure time.  
(Events at Toki Messe, located near Niigata Port, can cause heavy traffic, so it's best to try to arrive early.)  
If the driver or one of the passengers has a physical disability, please let the staff know when checking in. That person will be given special priority when boarding the ship.  
※All taxi, bus, and parking price information shown below is accurate as of Dec. 1, 2017.



**Naoetsu Port** TEL.(025)543-3791  
1-9-1 Minato-cho, Joetsu-shi 942-0011

### How to Get to the Boarding Point

- From Naoetsu Station
- 10-20 min. by bus or taxi (1.8 km)
- Bus fare: ¥180 Taxi fare: About ¥1,000 (medium taxi)

- From Joetsu IC on the Hokuriku Expressway
- About 10 min. by car (4.5 km)

- From the East Exit of Joetsumiyoko Station



**Joetsumiyoko Station East Exit Bus Platform**  
(at the bottom of the escalator)

- 20-30 min. by bus or taxi (13.9 km)
- Connecting bus fares: ¥650 total (Kubikiji Bus Company)
- Taxi fare: About ¥4,300-4,700 (medium taxi)

- From Joetsumiyoko Sta. to Naoetsu Sta.
- Adults ¥240 children ¥120
- via the Myoko-Haneuma Line of the Echigo Tokimeki Railway

### Ferry Port Parking Fees

- Standard-sized cars: ¥50/hour
- (¥100/hour for vehicles over 6 meters long)



Contact: 一般社団法人 佐渡観光協会 TEL. (0259) 27-5000 FAX. (0259) 23-5030  
Sado Tourism Association  
Inside Sado Kisen Ferry Ryotsu Port Terminal, 353 Ryotsuminato, Sado-shi, Niigata 952-0014  
https://www.visitsado.com E-mail info@visitsado.com

Sado Tourism Hotel Federation  
TEL. (0259) 74-2428

**佐渡汽船** <http://www.sadokisen.co.jp/>

For questions, reservations, and requests, call our automated number:

**0570-200310**

※ Press 2 for ship reservations or reservation changes. Press 3 to request travel products or other inquiries.

※ If calling from a PHS mobile phone or using VoIP calling, call our ▶▶▶ Reservation Center at (025) 245-6122. Hours: 9:30 to 18:00



Video Tour of Sado



Facebook Page



Instagram Account

Any unauthorized reproduction is strictly prohibited.



# Sado Sanpo

## Sado Tourism Guide Book



Download the App!  
Search Google Play or the iOS App Store for "Sado Sanpo."



The Sado Gold Mine, Crested Ibises, Noh Plays, Beaches, Local Specialties, and more!

## There's Something Here for Everyone!

Futatsugame Beach



Sawata Beach



Nyuzaki Beach 沢崎海岸



Jinmeniwa Rock



# Picturesque Sado

## An explosion of colors, right here on Sado

Sado, where bountiful changes in appearance occur with subtle changes in the season.

On this island, be charmed by the sights and the abundant landscapes.

Make a trip to Sado and experience the colorful sights Sado has to offer.

## Index

[Featured] Picturesque Sado .....	1	Hands-on Experiences .....	11
Kinzan & Aikawa Area .....	5	The Great Outdoors .....	13
Shukunegi (Ogi) Area .....	7	Food, Souvenirs, and Local Sake .....	15
Ryotsu & Niibo Area .....	8	Accommodations .....	17
Exploring Historical Sites .....	9	Sado Kisen .....	19
Fun at the Beach .....	10	Map of Sado Island .....	21



Osado Skyline



Myokensan



Hojyobo Cherry Tree



Toki



Senkakuwan



Tassha Beach



# The Romance of Sado Island's Gold and Silver Mines!

Doyu no Warito  
(Opencast Mining Site)

## The Sado Gold and Silver Mines: Striving for Recognition as a UNESCO World Heritage Site

### Historic Site: The Sado Kinzan Gold Mine

The Sodayu Tunnel, nationally designated as a historic site, was built during the Edo era (1603–1868) and is open to the public. Guided tours are available for visitors to learn about the mines' industrial heritage and their contributions to the modernization of Japan.

Contact: Golden Sado Inc. 0259-74-2389

Admission: Sodayu Tunnel (Edo Kinzan Illustrated Scroll course) — Adults ¥900, children 6–15 ¥450  
Doyu Tunnel (Meiji Government-Controlled Mine course) — Adults ¥900, children 6–15 ¥450  
Combined Admission to Both Tunnels — Adults ¥1,400, children 6–15 ¥700

The Aikawa Gold and Silver Mine operated from the Edo era (1603-1868) until 1989. With a total output of some 78 tons of gold and 2,330 tons of silver, it served as Japan's most productive gold and silver mine. During the Edo era, this mine was controlled by the shogunate and was involved in every step of the production of *koban* coins, from mining the metal to forming the coins. After the Meiji Restoration, new technologies from the West were introduced to the mine, contributing to Japan's modernization. In 2010, Sado's mines were added to the UNESCO's list of tentative sites under the name "The Sado complex of heritage mines, primarily gold mines", and the people of Sado Island have been working hard to earn these mines full World Heritage Site recognition.




▲Scan this QR code for details!



The Gold and Silver Mines of Sado Island

### Odate Tateko (Grand Shaft)

Japan's first western-style precious metal vertical mine shaft was built in 1875 under the guidance of a German engineer and used until 1989. The shaft's steel framework, winch, and air compressor can still be found at the site.



### Takato Shrine

This shrine is dedicated to Oshima Takato, a mine captain who contributed greatly to the modernization of Sado Island's mining. He was a leading figure in the mining industry during the Meiji era (1868-1912) and his many developments led to major growth in Sado Island's mining industry.



This relic of the opencast mining performed by hand during the early Edo era (1603-1868) serves as a symbol of Sado Island's gold and silver mines. The mountain itself looks as though it was split in two with an axe.



Doyu no Warito



### Kitazawa Flotation Plant

This was Japan's first plant to use the flotation method of separation on gold and silver ore. Construction began in 1936 but plans were modified midway to take into account expectations for a major increase in production. This facility went on to process over 50,000 tons of ore in a month, making it the largest-scale plant of its kind in Asia.



### Kitazawa 50m Thickener

This thickener played a role alongside the flotation plant in the major production increases of the 20th century. It supplied water to the plant after filtering out the impurities. At 50 meters in diameter it is one of the largest facilities of its type in Japan.



### Oma Port

Completed in 1892, this port was built in order to ship out gold, silver, coal, and other products of the mine as well as to receive materials needed for production. The shoreline protection (built in the era before the popularization of concrete), the crane pedestal, and the truss bridge can still be seen today.

# Experience the Historic Charm of a Town that Once Helped Support the Tokugawa Shogunate

When rich veins of silver and gold were discovered in Aikawa during Japan's feudal era, the Tokugawa shogunate placed the town under its direct control and established a commissioner's office on the island. Aikawa grew incredibly prosperous as people came from all over Japan to work in the mining town, and the gold and silver from Sado was used to provide financial support to the shogunate government. Though many years have passed since then, many vestiges of this era, like the brick wall and the bell tower, still remain to this day as reminders of the town's history.

The Brick Wall

## Aikawa, a Mining Town that Prospered Alongside the Gold Mines



Bell Tower

The brick wall of the former Aikawa courthouse and the bell tower date back to feudal Japan. They are just some of the iconic Aikawa sights located along Kyomachi Street.

### Kinzan Gururin: Sado Aikawa Sightseeing Loop Bus

Park your car for the day and ride this loop bus for an easy way to avoid the hassles of driving and hunting for parking; enjoy a relaxed walk around Aikawa!

Day Pass Prices

- Adults ¥500, children ¥250
- Family Pass: ¥1,000 per family (Good for up to a total of 5 adults and/or children)
- A Day Pass provides a full day of unlimited rides on the Kinzan Gururin loop bus. Passholders can also receive additional bonuses from participating establishments and shops. (Details available upon inquiry.)

※Single ride fare is ¥200, but does not include any bonuses.

Bus Operation Dates

1. Daily from Apr. 28 through May 6
2. Daily from Jul. 21 through Aug. 31

Other Details

- If you collect enough stamps of the mascot character Nyanji from establishments in the area you can get a present at the Tourist Information Office
- In August, a free performance of Sado's traditional onoko drumming is held at the Sado Gold Mine as a special summer promotion

Departure/Arrival Point  
Sado City Hall Aikawa Branch

Contact:  
Sado City Tourism Promotion Division  
0259-67-7944



### Sado Bugyosho (Sado Commissioner's Office)

Sado Island was placed under the direct control of the shogunate during the development of the gold and silver mines, and consequently a government-controlled commissioner's office was built on the island. Built in 1858, the commissioner's office has burned down a number of times over the years, but a replica has been constructed that's open to the public.

0259-74-2201 Admission: Adults ¥500, children 6–15 ¥200




### Former Aikawa Jail

This jail was built in 1954 and was in use until 1972. It consists of three buildings: the office building, the cooking and storage building, and the holding building. This is open to public.

This was once a lively downtown area during Sado Island's peak mining years; it served as a main street at the time, connecting the Sado Gold and Silver Mines to the Sado Commissioner's Office. Nowadays it's less lively, but every June this street is filled with the sound of Aikawa Onko folk music to accompany the Yoi-no-Mai dance parade.



Kyomachi Street



Yozaemon Soba & Pasta



Kyomachi Chaya



Kitchoan Handicraft Workshop

### Old-Fashioned Shops along Kyomachi Street

Kyomachi Chaya 090-1428-6105

Closed Tue. Apr. through Nov., closed occasionally Dec. through Mar.

Kitchoan Handicraft Workshop 0259-74-2550

Closed Mon. and Thu. Apr. through Nov., closed occasionally Dec. through Mar.

Yozaemon Soba & Pasta 090-7832-5806

Open Fri. through Sun. and holidays.

### Aikawa Regional Guides

Hire a guide for two hours for ¥2,500 (¥1,500 for an hour).  
Aikawa Tourist Information Office  
0259-74-2220





Sankakuya Open House

## An Old-Fashioned Town Close to Ogi Port

### Sankakuya Open House

As Shukunegi's population grew, the valley was leveled and the river was filled in to make more land for houses. Sankakuya is named for its triangular shape, built to fit the shape of the plot, and stands as a testament to this village's clever use of land.

Admission: Adults ¥300, children 6-15 ¥150  
\*Open Sat., Sun., and holidays from Apr. through late Nov., and daily in Aug.



### Sado Island Ogi Folk Museum, Sengokubune Exhibition Hall

Visitors can see both the inside and outside of a replica of the *Hakusanmaru*, a *kitamae* trading ship.

0259-86-2604

Admission: Adults ¥500, children 6-15 ¥200

An Area Nationally Designated as Important to the Preservation of Traditional Architecture


### Shukunegi Ogi Area

# The History and Culture of this Trading Town Remains Vibrant

Shukunegi has been nationally designated as an Area Important to the Preservation of Traditional Architecture. This village once flourished due to the trade of *kitamae* ships, and visitors can learn about this local history at places like Seikuro's Residence, an old house now open to the public. The local architecture has a charming atmosphere as well, with stone-weighted shingle roofing visible on almost all the houses.



Scan this QR code for details!



### Seikuro Open House

Seikuro's residence has been restored to its appearance from long ago, with a beautiful wood interior stained by astringent persimmon polish and lacquered to a high shine (closed from late November through March). Visitors can also check out the nearby Kanekoya.

Admission:

Seikuro : Adults ¥400, children 6-15 ¥200

Kanekoya : Adults ¥300, children 6-15 ¥150

### Sabo Yamashita

This remodeled shed features a warm, comfortable atmosphere where guests can enjoy zenzai sweet soup, warabi mochi, matcha green tea, or the ever-popular pasta lunch special.

0259-86-1212



### Isaburo Eave Decoration

This house, once owned by a *kitamae* trading ship captain, features an eave decorated with the character for "stone." It is available for overnight stays by a single party per night.

0259-86-2782

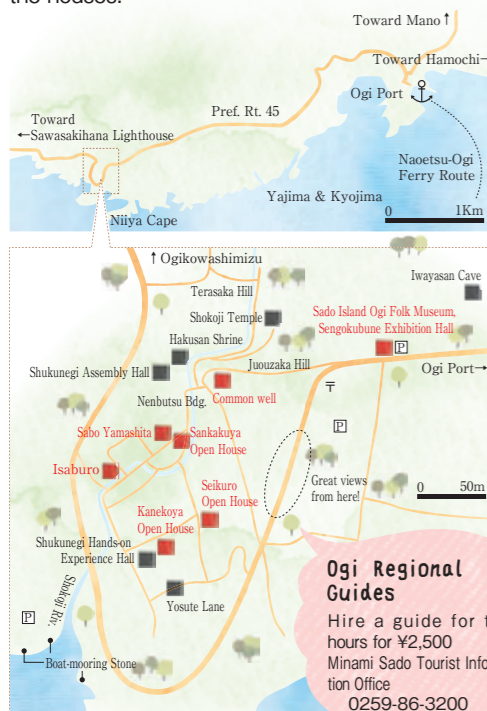
Price: Overnight stays ¥10,000 and up (parties of up to three; additional guests ¥3,500 each)

Notes: Guests may cook for themselves (¥500 fee incl. tax per rental of cooking equipment). Bath amenities: shampoo, conditioner, and soap available. Yukatas/pajamas not provided.



### Ogi Regional Guides

Hire a guide for two hours for ¥2,500  
Minami Sado Tourist Information Office  
0259-86-3200



### Ryotsu & Niibo Area

# Explore the Gateway to Sado Island

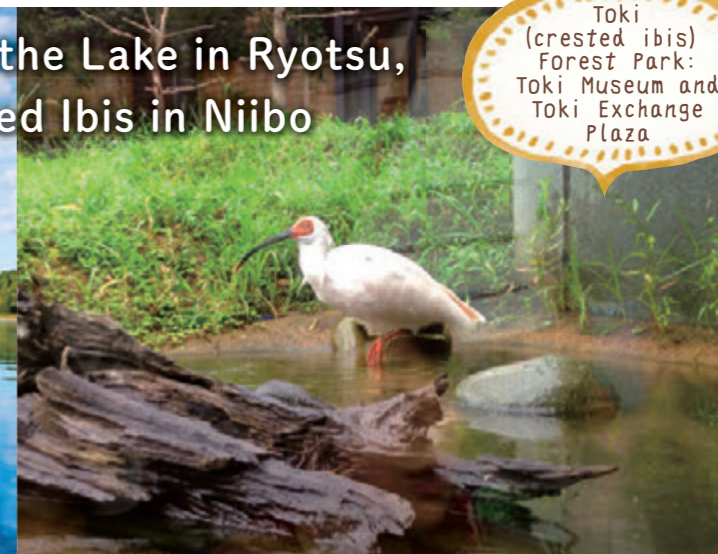
Lake Kamo

Enjoy the Sea and the Lake in Ryotsu, or See a Crested Ibis in Niibo



Lake Kamo is the largest lake in Niigata Prefecture with an area of 4.8 km<sup>2</sup> and a perimeter of 17 kilometers.

Toki (crested ibis) Forest Park: Toki Museum and Toki Exchange Plaza



In the 1858 Treaty of Amity and Commerce between Japan and the United States, Ryotsu Port was established as a subsidiary to Niigata Port, making it the gateway to Sado Island. Near the port you'll find a lively fish market and Lake Kamo, Niigata Prefecture's largest lake. The lakeside is home to a number of accommodations, and the beautiful views of both the lake and the sea make them great places for an overnight stay. Ryotsu Port is also just fifteen minutes by car from the Toki (crested ibis) Forest Park, a popular Sado Island destination.

### Sado Tokusen Ichiba Market

Offers fresh vegetables grown on Sado Island and a variety of seasonal fruits and mushrooms, as well as processed goods, handicrafts, souvenirs, and much more.

0259-22-2925

Hours: 9:30 to 16:30

Open daily (closed occasionally).



### Saito Farm

Enjoy picking all the delicious Echigohime strawberries you can eat, grown with minimal farm chemicals!

0259-67-7088

Open: Mid Feb. through end of May  
Prices: Freshly picked strawberries: Market price

30-minute All-You-Can-Eat:

¥1,200-1,800 (plus tax)

(All-you-can-eat begins in March; may vary by season)



### SADOICHI

Fresh fish, marine products, local sake and souvenirs all under one roof. Grilled squid corner and shiokara making experiences available. Taste fresh sashimi and the authentic taste of Sado at the restaurant.

0259-23-4100

Hours:

Store: Daily 8:30 to 17:30

(May vary according to season)

Restaurant: 10:00 to 14:00

(Reservation required Dec. through Feb.)



At the Toki Exchange Plaza, visitors can see crested ibises in an aviary with vegetation designed to closely mimic the natural environment of Sado Island. Watch from up close as these majestic birds fly, forage, incubate their eggs, and leave their parents' nests.

0259-22-4123

Admission: Adults ¥400, children 6-15 ¥100



Crested Ibis Standing in a Rice Field in Winter

The Niibo area is known as "the village of crested ibises."

### Ryotsu Regional Guides

Three routes available!  
Ryotsu Tourist Information Office  
0259-23-3300

### Ai-Port Sado SADO INFORMATION CENTER

This information center is just a five-minute walk from Ryotsu Port, making it a great place to start your visit to Sado Island!



## Enjoy a Journey Through Sado Island's Unique Culture

### Sado: The Island of Noh

Sado Island has long had deep ties to Noh theater; the eminent Noh actor and playwright Zeami was exiled here, and at the beginning of the 17th century, after the establishment of Noh on Sado by its first commissioner Okubo Nagayasu, Noh theater spread widely among the people of Sado Island, from the samurai class to the farmers. A number of Noh stages still remain on the island and are still used for Noh performances. In spring the Noh performances are dedicated to various shrines while June is the month of Sado Takigi Noh, with many performances at the few dozen remaining stages. In addition, Shiizaki Suwa Shrine's Noh stage is known for not just performances but also for lessons that allow members of the public to try their hand at Noh and Shimai (a simplified Noh dance performed to only chants).

Shiizaki  
Suwa Shrine  
Noh Stage

### Takigi Noh Liner Bus

This bus provides convenient service from accommodations to Takigi Noh event venues.

Liner Bus Runs for These Events:

- Tenryo Sado Ryotsu Takigi Noh (May 5, Jun. 2, Jul. 7, Sept. 8, Oct. 6)
- Daizen Shrine Takigi Noh (Jun. 3)
- Kasuga Shrine Takigi Noh (Jun. 16)
- Shoboji Temple Candlelight Noh (Jun. 16)

Fares:

- Event venue ↔ Surrounding accommodations Adults ¥500, children ¥250

\*Fares are the same for both one-way and round-trip rides.  
\*Please call for details on accommodations with bus stops.

### Liner Bus Reservations

Niigata Kotsu Sado  
Sightseeing Bus Reservation Center  
0259-52-3200  
Hours: 9:00 to 17:00

Reservations  
Required

Exploring  
Historic Spots  
Let's see the  
historic sights!


## Experience History and Traditional Culture

Sado is an island with a long history. Roughly a thousand years ago political prisoners were exiled here and during the Edo era (1603-1868), when Sado experienced great prosperity due to its gold mines, it was placed under the direct control of the shogunate government. This history illustrates how the aristocratic culture brought by those in exile, the samurai-class culture brought by the commissioners, and the merchant culture brought by the traders and sailors all played a part in creating Sado Island's current unique culture.

### Sado History & Legend Museum

The History Corner features reproductions of the 800-year-old history of Nichiren Shonin, the retired Emperor Juntoku, and Zeami, while the Legend Corner features life-size robots of an old man and an old lady telling folk stories. This museum also features a hall dedicated to the late "Living National Treasure" Sasaki Shodo. A must-see for history fans!

0259-55-2525 Admission: Adults ¥800, children 6-12 ¥400



Sado History &  
Legend Museum

### Kataribe no Sato (Storytellers' Village)

The delightful old ladies of Sado Island sing local folk songs and tell local legends in performances held here.

\*Please check directly with Sado History & Legend Museum on the operating periods and fees.



Scan this  
QR code for  
details!

## Casually Explore Sado's Historic Heritage Major Shrines and Temples



### Myoshoji Temple

This temple is said to have been built on the site where Nichiren Shonin lived from 1271 to 1273. The temple's collection includes a mandala drawn by Nichiren Shonin himself.



### Myosenji Temple

One of the three major Nichiren Buddhist temples on Sado Island, Myosenji is home to Niigata's only five-story pagoda (modeled after the pagoda at Nikko Toshogu Shrine) as well as the grave of Hino Suketomo.



### Seisuiji Temple

When the Buddhist priest Ken'o visited Sado Island on missionary work he built this temple for the benefit of those unable to visit Kiyomizu-dera Temple in Kyoto.



### Kaichoji Temple

The retired Emperor Juntoku is famously said to have planted this temple's cherry blossom tree himself, after which the single tree grew to have both single and double-flowering blossoms (Nationally Designated Natural Monument).



### Rengebuj Temple

Kondo (the main hall), said to have been built around the year 1400, has been designated as an important cultural property of Japan alongside Kobodo (the hall enshrining the statue of the priest Kobo Daishi as its main object of worship) and Kotsudo (the ossuary).



### Mano Goryo Mausoleum

The cremated remains of the retired Emperor Juntoku, who was exiled after the Jokyu Rebellion, are buried here. Manogu Shrine, which is dedicated to Emperor Juntoku, is located nearby.



### Konponji Temple

Although opinions are divided as to whether this is true or not, Konponji Temple is known for being the location where Nichiren Shonin held the Tsukahara Dialogue with monks of other sects, as well as where the fundamental sutra of Nichiren Buddhism, the Kaimokusho, was written.



### Chokokuji Temple

This temple was built based on Hase-dera Temple in Nara and houses three statues of eleven-faced Kannon that are all nationally registered as important cultural properties. Also famous for beautiful peony blossoms in May.



Senkakuwan  
Bay

Exquisite Works of Art Carved  
by the Clear Waters of the Sea

Incred-  
ible precipices tower  
some 30 meters high over  
the sea at this magnificent  
bay, earning it recognition as a  
quasi-national park and as  
one of Japan's 100 finest  
shorelines.



### Hanezaka Hill ("Z" Hill)

Hanezaka Hill, or "Z" Hill, offers some of the island's most incredible scenery and is one of the most notoriously difficult portions of the Sado Long Ride 210 cycling race course.

### Ryuodo (Blue Cave)

Sado Island's Blue Cave is accessible by kayak from the Ogi Diving Center (p. 11) or by motorboat from the Rikiya Kanko Kisen (p. 11). It's a particularly exquisite sight even with Sado Island's beautiful coastline.

### Chojagahashi Bridge

Chojagahashi Bridge looks down over Fukaura inlet, which has water so clear that you can see down to the roots of the many sea plants that grow there.



### Meotoiwa Rocks

This is a beautiful rock formation in Takose, along the Nanaura coast. These two rocks stand side by side like a husband and wife and are particularly lovely during sunsets.



### Jinmeniwa

This ten-meter-tall rock can be found on the Koshi no Nagahama shore in Mano. Its naturally occurring face-like shape is reminiscent of the Moai on Easter Island.



## So Much to do Along Sado Island's Beautiful Coastlines



Scan this  
QR code for  
details!



Sado Island is surrounded by the Sea of Japan and has plenty of breathtaking sights. The natural scenery and magnificent rock formations stand like works of art carved out by nature itself; they make for great destinations and add uniqueness to any trip around the island. The incredibly clear waters around Sado make the beaches a great destination for swimmers, with Futatsugame Beach being particularly popular among families. The island also features superb fishing and scuba diving spots. There's something here for everyone!

### Fishing

Beginning fishers and families are more than welcome! After a day of fishing, the nearby hot spring baths are a great way to relax. Overnight stays also available.

Akadomari Sport Fishing Boat Association (inside Sunrise Jogahama)  
0259-87-3215

Price: Fishing ¥2,500 per hour per person  
(Minimum two hours)

\*Fishing rods and other equipment available for rental.

Dates: May through November  
(Any other dates will require an advanced booking)

Reel in a Big One on a  
Chartered Boat!



### Enjoy Seven Swimming Beaches with Pure and Crystal Clear Waters



### Futatsugame Beach SB

Futatsugame beach was selected as one of the top 100 beaches in Japan and was awarded two stars in the *Michelin Green Guide*. Enjoy its beautiful crystal clear waters, incredible natural beauty, and convenient location (just a five-minute walk from the Sado Futatsugame View Hotel).

One of the  
Top 100  
Beaches in  
Japan!



Nyuzaki Beach SB



Tassha Beach SB



Sawata Beach SB



Sobama Beach SB



Jogahama Beach SB



Akagame Kazashima Nagisa Park Swimming Beach SB

Hands-on  
Experiences  
Let's experience  
Sado!

# Create Your Own Souvenirs -Both Crafts and Memories!



▲Scan this  
QR code for  
details!



Sado Island offers any number of incredible hands-on experiences to make for the perfect visit! Whether you decide to ride in a taraibune tub boat, pan for gold, play taiko drums, make soba noodles, make ceramics, or weave your own saki-ori textiles, these hands-on experiences are great fun for both beginners and experts alike. In addition to these cultural experiences Sado Island also offers marine sports like sea kayaking and scuba diving.



## High-speed boat leisure cruise around Kotoura Cave

Take a high-speed boat ride to view the exceptional scenery of 'Hidari Hachimon Ji' and 'Kotoura Cave' which is often referred to as the 'Blue Cave', as well as explore the scenic Ogi Peninsula.  
Sado Tourism Association 0259-27-5000  
Fares: Adults ¥2,300, Children ¥2,000  
※Will only be conducted if 2 or more people are interested  
Dates: 10 Apr. through 10 Nov.

## Marine Sports

Even beginners can have a great time riding jet skis, banana boats, dragon boats, and more!  
Otani Kogyo (Sawata Beach, Mano Coast, etc.)  
0259-52-3815

## Sea Kayaks

Sea kayaks are the perfect way to enjoy Sado's truly extraordinary scenery.  
Ogi Diving Center 0259-86-2368 Prices: ¥5,400 per person. Dates: Please consult if intended date falls during Winter  
Sado Sea Kayak Club 0259-74-2451 Prices: ¥5,500 per person. Dates: Apr. to Oct.



Experience the wonders  
of the Sea Firsthand!

There's plenty more nautical-themed fun to be had! For details,  
contact Sado Tourism Association at (0259)27-5000.



## Scuba Diving

Sado Island is one of Japan's top scuba diving destinations! Helpful instructors are available to help out so even beginners can have a great time.  
Sado Scuba Diving Association 0259-27-6383  
Ogi Diving Center (Ogi/Kotoura) 0259-86-2368  
※Please contact individual facilities for pricing information.

Reservations  
Required

Photo © Tomita Masuo



Rikiya Kanko  
Kisen

## Plenty of Hands-on Experiences Available!

## Taraibune Tub Boats

Taraibune tub boats are still used to bring in *wakame* seaweed, abalone, horned turban sea snails, and more. Rides are available at Ogi Port and Yajima & Kyojima. If you're able to handle the boat well enough you may even qualify to get a boating license!  
Ogi Port — Rikiya Kanko Kisen 0259-86-3153  
Prices: Adults ¥500, children 4 and up ¥300. Dates: Available all year.  
Yajima & Kyojima — Yajima Experience and Exchange Centre 0259-86-2992 Prices: Adults ¥500, children 6-12 ¥300. Dates: Apr. to Oct.  
Shukunegi — Shukunegi Hangiri (Shukunegi Experience and Learning Centre) 0259-86-2077 Fares: Adults ¥800 onwards Dates: Apr. to Nov.

Enjoy the Refreshing Sea Breeze  
and the Spectacular View of  
Sado's Sea Life!

## Senkakuwan Bay Glass-bottom Boats

Enjoy incredible undersea views of Senkakuwan Bay from a glass-bottom boat (15-minute ride). These boats offer an up-close view of relaxed schools of black sea bream, a must-see.

Senkakuwan Agheshima Yuen 0259-75-2311  
Fares: Adults ¥1,100, children 6-12 ¥550 (includes park admission)  
Dates: Operates mid March through late November



Experience the wonders  
of the Sea Firsthand!

There's plenty more nautical-themed fun to be had! For details,  
contact Sado Tourism Association at (0259)27-5000.

※Information shown here is accurate as of December, 2017.



You Just Might  
Hit It Big!

## Panning for Gold

By using this special pan underwater you can sift away pebbles and silt to leave behind only the denser bits of gold. You even get to keep the gold you find!

Sado Nishimikawa Gold Park  
0259-58-2021  
Prices: Adults ¥800, children 6-12 ¥700,  
children under 6 free admission  
(gold panning ¥500)

Sasagawa Village and Mt. Toramaru

A Little Farther Out...  
The landscape of the  
rural villages where  
gold mining originated  
in Nishimikawa, Sado

Gold dust was mined from ancient times up until 1989. After the mine was closed, the unique landscape that resulted from mining as well as the technology that was developed for the mine were both utilized to successfully convert the region's main industry to farming. As a result, this region was nationally designated as an important cultural landscape.



Shiozu no Sato

## Make Soba Noodles

Even complete beginners can make delicious soba noodles from start to finish with the help of a local soba expert.

Shiozu no Sato 0259-55-3311  
Price: ¥1,300 per person (plus tax).  
Dates: Available all year.

Reservations  
Required

Shukunegi Hands-on Experience Hall 0259-86-2077  
Prices: Adults ¥1,300 for 2 hours (min. 5 people)  
Children 6-18 ¥1,000 (min. 5 people)  
Open: April through late November



## Taiko Drumming

Learn from the trainees of famous taiko group Kodo! Visitors can try drumming on taiko drums that are made from giant, 600 year-old trees! Come experience the rich, deep bass of these traditional Japanese drums.

Sado Island Taiko Center (Tatakokan) 0259-86-2320  
Prices: Adults ¥2,000, children 6-12 ¥1,000  
(children under 6 free with adult admission)  
※Open to parties of 1-25 people.  
Closed Mon. (or the following Tue. if Mon. is a holiday)

Reservations  
Required



Aikawa Gino Densho Tenjikan



Salt Factory Sado Kaza Shioyama

## Experience making the finest Onigiri (rice ball) with Sado salt and rice

Making use of salt extracted from Sado sea waters and the Sado City certified rice known as 'Toki to Kurasu Sato', come experience making an Onigiri.

Sado Tourism Association 0259-27-5000  
Prices: Adults ¥1,500, children ¥1,000  
※Open to parties of 2-15 people.  
Dates: Available all year (New Year's holidays closed).

Reservations  
Required



Gyokudo Kamamoto Kiln

## Make Mumyoiyaki Ceramics

"Mumyoi" refers to the iron oxide-rich red clay that can be found near Sado's gold mines. Sado Island's distinctive mumyoiyaki ceramics are made by firing this clay at high temperatures until it has hardened. Visitors can learn from an expert and make an item all their own, no matter their skill level.

Aikawa Gino Densho Tenjikan 0259-74-4313  
Gyokudo Kamamoto Kiln 0259-52-3222  
Tsubakiya Togeikan Ceramic Art Hall 0259-63-5555

※Please contact individual facilities for pricing information.

Reservations  
Required



Make Your Own  
One-of-a-Kind  
Souvenir!



Iwakubi Shoryu Terraced Rice Fields

## Take a stroll at the GIAHS designated Iwakubi Terraced Rice Fields

Take a stroll around the symbolic GIAHS designated Iwakubi Terraced Rice Fields. Local guides will guide you around and share the history as well as the charms of the surrounding area.

Sado Tourism Association 0259-27-5000  
Prices: Adults ¥1,800, children ¥1,000  
※Open to parties of 2-20 people.  
Dates: 1 Apr. through 30 Nov.

Reservations  
Required



Shiozu no Sato

## Paint a Noroma Puppet

Noroma puppets have their origin in interludes performed between puppet shows on Buddhist teachings. Visitors can paint these miniature puppets and assemble them to take home.

Shiozu no Sato 0259-55-3311  
Price: ¥1,300 (plus tax).  
Dates: Available all year.

Reservations  
Required

Golf Courses

Tee Off with Sado's  
Breathtaking Scenery  
as Your Backdrop



Tokinosato Golf Club

## Tokinosato Golf Club

The island's only full-sized golf course is 18 holes, par-72, and offers a delightfully hilly golfing experience.

0259-55-2500  
Dates: Open all year (Closed during poor weather)

## Sakurayama Country Club

This flat, 9-hole, par-31 short course is located in the woods and is great for beginners, young golfers, or senior golfers.

0259-27-5255  
Dates: Open all year (Closed during poor weather)



## Refreshing Scenery in Full Bloom

Tobishima Kanzo Lilies (Onogame)

A spectacular monolith that looks down over the sea from a height of 167 meters.  
Season: Late May to mid-June  
※Onogame has received two stars in the Michelin Green Guide.



An Ancient Forest Full of Life  
Hageromo Giant Cedars (Osado Ishina Natural Cedar Forest walking path)  
This remarkably-shaped tree looks as though it is crawling along the ground. Roots have grown from some of the branches that now droop along the ground, and from these roots many meters-long branches have grown in turn.



Maple Trees (Osado Skyline)  
Season: Mid to late October (Free driving route open from late April through mid-November)



## A Flower-Filled Paradise: the Gift of Sado's Nature

Sado is known for having plants that can be found throughout the Japanese islands despite its separation. Various seasonal blooms all over the isle make Sado into a veritable flower paradise. Perhaps the most famous are the million or so *tobishima kanzo* lilies that bloom from late May to mid-June at Onogame, a sight that can only be called a gift from nature. There are also the giant 300-year-old *sugi* cedar trees that lie on the north side of the Osado Mountains, which rise over 600 meters above sea level. The island's incredible forests include the Niigata University Research Forest as well as the Osado Ishina Natural Cedar Forest, the latter of which contains a lovely walking path for anyone who wishes to immerse themselves in the beauty of Sado's nature.

※Entrance to the Niigata University Research Forest is restricted for conservation purposes. For details, application, please contact the Sado Tourism Association 0259-27-5000.



### 1 Tobishima Kanzo Lilies (Onogame)

A spectacular monolith that looks down over the sea from a height of 167 meters.  
Season: Late May to mid-June  
※Onogame has received two stars in the Michelin Green Guide.

### 1 Bird's-Eye Primroses (Sotokai, Mt. Donden, others)

Season: March to April

### 2 Adonis Flowers (Futatsugame, others)

Season: March to April

### 3 Dogtooth Violets (Mt. Donden, others)

Season: March to May

### 4 Cherry Blossoms (Sado Kinzan Gold Mine)

Season: Mid-April

### 5 Cherry Blossoms (Mano Park)

Season: Mid-April

### 6 Peonies (Chokokuji Temple, others)

Season: Early to mid-May

### 7 Japanese Azaleas (Osado Skyline, Mt. Donden, others)

Season: Early May to early June

### 8 Iwayuri Lilies (Kitaushima, others)

Season: Mid-May to mid-June

### 9 Japanese Wood Poppies (Mt. Donden, others)

Season: May to June

### 10 Hydrangeas (Rengebuji Temple, others)

Season: Late June to early July

### 11 Chestnut Tiger Butterflies

These butterflies only visit Sado Island in the summer.

### 12 Maple Trees (Momijiyama Park)

Season: Late October to early November

(The Momijiyama Festival is held on the last Sunday of October)

Let's go see the magnificent flowers that bloom in full throughout the four seasons!

## Let's Go Trekking!

Mt. Donden & Mt. Kinpoku Area Course

To Aikawa  
To Ishige  
To Nyugawa  
To Ryotsu Port  
To Rt. 350 & Yokoyama Bus Stop

Mr. Ichihashi, Sado Trekking Council  
0259-23-4472  
(Please contact for inquiries, reservations, comments, etc.)

Sado Trekking Council

Recommended Trekking Courses  
Roads to Trekking Courses that Allow Vehicles  
Ministry of Defense Private Road (Notification to Self-Defense Forces required before use)  
Toilets

I'll Show You the Way!

A Beautiful Trail Lined with Japanese Wood Poppies

Crossing Mt. Kinpoku in Spring

Some visitors have left trash such as drink bottles on the mountain. Please make sure to take your trash with you when you leave. Additionally, trampling on plants can hurt them, so please try to help preserve the environment.

## Enjoy the Outdoor Life! (Campground Guide)

Nyuzaki Campground (Aikawa/Takachi)  
Dates: Jul. to Aug.  
Prices: Adults ¥800, children 6-12 ¥400 (children under 6 free)  
Sado Tourism Association, Aikawa Branch Office 0259-74-2220

Sashisusoso Autocamp Grounds (Ryotsu/Washizaki)  
Dates: Open all year  
Price: ¥5,400+ per space (incl. parking for one car)  
0259-26-2345

Sekizaki Autocamp Grounds (Aikawa/Seki)  
Dates: Jul. 1 through Aug. 31  
Price: ¥4,110 per space (incl. parking for one car) (plus ¥510 administration fee)  
Kyukamura Sado 0259-78-2095

Kubota Campground (Sawata/Kubota)  
Dates: May 1 through Sept. 30  
Price: ¥200 per person per night, tents ¥1,000 (bring your own), tent rentals ¥1,500  
0259-57-2544

Auto Park Sawata (Sawata/Yamada)  
Dates: Early Apr. through Nov. (Reservations required)  
Price: ¥6,500+ per space (Discount avail. for multi-night stays)  
0259-52-3351

Convenient for Trekking and Hiking!

## Flower Viewing Liner Buses

### Kanzo Liner

From Ryotsu port via Futatsugame, this liner bus is perfect for viewing the Tobishima kanzo lilies at Onogame.

Dates: Every Sat. & Sun., from Sat. May. 26 to Sun. Jun. 10

Fares: ●Ryotsu Port ↔ Onogame & Futatsugame: Adults ¥1,000, children ¥500 (One way)  
●Aikawa bus stop/Sado City Hall Aikawa Branch ↔ Onogame: Adults ¥1,000, children ¥500

Ryotsu Route

Outbound

Zone	Ryotsu Port	Futatsugame	Onogame
No. 1	9:10	→ 10:10	→ 10:20
No. 3	12:50	→ 13:50	→ 14:00

Inbound

Zone	Onogame	Futatsugame	Ryotsu Port
No. 2	11:10	→ 11:20	→ 12:20
No. 4	14:35	→ 14:45	→ 15:45

※Buses No. 1 & 3 can be boarded only at Ryotsu Port.  
※Passengers of buses No. 2 & 4 must get off at Ryotsu Port.  
※Bus No. 1 is recommended for passengers of the car ferry arriving at Ryotsu Port at 8:30 or the jetfoil arriving at 9:00.  
※Bus No. 2 is recommended for passengers of the car ferry leaving Ryotsu Port at 12:40.  
※Bus No. 4 is recommended for passengers of the car ferry leaving Ryotsu Port at 16:05 or the jetfoil leaving at 16:25.

### Donden Liner

This liner bus connects Ryotsu Port and Donden Sanso. Great for trekking!

Dates: Daily from Sat. Apr. 28 to Thurs. May 31

Fares: ●Ryotsu Port ↔ Aoneba Trailhead: Adults ¥700, children ¥350 (One way)  
●Ryotsu Port ↔ Donden Sanso: Adults ¥1,000, children ¥500  
●Aoneba Trailhead ↔ Donden Sanso: Adults ¥700, children ¥350

Outbound

Zone	Ryotsu Port	Aoneba Trailhead	Donden Sanso
No. 1	8:50	→ 9:05	→ 9:40
No. 3	12:50	→ 13:05	→ 13:40

Inbound

Zone	Donden Sanso	Aoneba Trailhead	Ryotsu Port
No. 2	10:00	→ 10:25	→ 10:40
No. 4	14:10	→ 14:35	→ 14:50

※Bus No. 1 is recommended for passengers of the car ferry arriving at Ryotsu Port at 8:30.  
※The inbound Kinpoku Liner from Hakuundai is recommended for returning after trekking from Donden Plateau to Hakuundai via Mt. Kinpoku.  
※Bus operation dates may vary due to poor weather or snowy conditions.

### Kinpokusan Liner

Recommended for after trekking after Donden Plateau to Hakuundai via Mt. Kinpoku.

Dates: Daily from Thurs. May 3 to Thurs. May 31

Fares: ●Hakuundai → Ryotsu Port & Shiizaki Onsen: (One way) Adults ¥1,200, children ¥600

Zone	Hakuundai	Ryotsu Port	Shiizaki Onsen
No. 1	16:30	→ 17:10	→ 17:20

※Bus operation dates may vary due to poor weather or snowy conditions.

### Contact for All Liner Buses Above

Niigata Kotsu Sado Sightseeing Bus Reservation Center  
0259-52-3200 Hours: 9:00 to 17:00

Reservations Required

## Niigata University Research Forest and Other Sado Eco-Tours

This research forest is open only to visitors accompanied by a Niigata University-certified eco-tour guide.

●For Intermediate and Advanced Trekkers: Uchikai Course, Sotokai Course

●For Beginning Trekkers: Senjusugi Course

Sado Tourism Association 0259-27-5000

Group Sizes Limited Reservations Required

## Snow Crab and Alaskan Pink Shrimp

Two of Sado Island's most famous foods include crab and shrimp. The island's fresh snow crab (with its deliciously firm meat) and shrimp are both must-tries.

## Fresh Snow Crab

## Alaskan Pink Shrimp

## Pacific Oysters & Iwagaki Oysters

Outstanding in hot pot, fried, or simply grilled in the shell, the Pacific oysters of Sado are cultivated in Lake Kamo and Mano Bay and come into season in the winter. Iwagaki oysters come into season in the summer and are likewise a treat for oyster fans.

## Winter Yellowtail (Nov. to Feb.)

Sado's freshly caught yellowtail are firm and deliciously fatty from putting on weight to survive in the cold winter waters. Exceptional as sashimi, teriyaki, or simply simmered, these winter fish are a delectable way to enjoy the colder months.

## A New Local Favorite!

## Bluefin Tuna (May to Jun.)

Bluefin tuna can only be caught near Sado Island during early summer, making fresh and delicious bluefin tuna sashimi a rare treat.

## Sado Wild Yellowtail Cutlet Bowl

Wild yellowtail from Sado is breaded in flour made from locally grown rice then served on top of locally grown koshihikari brand rice. Flavored with a sauce made of flying fish and soy sauce, this Sado-only dish is an exceptional collection of local flavors.

## Restaurants Offering the Yellowtail Cutlet Bowl

Prices: Regular size ¥1,200, half size ¥980 (includes side dish, dessert, and soup)  
Participating Shops: Meotoiwa Drive-in (Aikawa), Ajisai (Sawata), Chozaburo (Niibo), and Ogiya (Ogi)

Sado Tourism Association  
0259-27-5000



## Squid & Cuttlefish

Fresh Japanese spineless cuttlefish, Pacific flying squid, and spear squid are all available year-round and are delicious as sashimi or dried overnight to really concentrate the flavor.

## Abalone & Turban Shell

The rough waves off the shores of Sado Island are home to wild abalones and turban shell sea snails that are superb served as sashimi or grilled in the shell.



# Food, Souvenirs, and Local Sake

## Discover a Treasure Trove of Delicious Foods on Sado Island

The exceptional foods and ingredients available on Sado Island as well as the fermented delicacies that are prepared with these local ingredients all make great souvenirs. Sado Island is also home to outstanding local sake; each of the island's breweries produce a distinctly unique sake, making a visit to Sado Island a must for sake aficionados.

## Sado Gohan

On Sado, the seasonal taste from long ago as well as the wisdom of the ancestors remains till this very day. The traditional taste has been passed down for generations and we intend to continue doing so... Savor on local cuisine 'Sado Gohan' during dinner or breakfast at participating hotels.

## The participating hotels are as listed below

### Ryotsu Area

Hotel New Katsura ..... 0259-27-3151  
Hotel Shiya ..... 0259-27-2127  
Sado Green Hotel Kiraku ..... 0259-27-6101  
Ryotsu Yamaki Hotel ..... 0259-23-4141  
Yoshidaya ..... 0259-27-2151  
The inn of the setting sun and lake: Aokiya ..... 0259-27-4145

### Aikawa Area

Hotel Osado ..... 0259-74-3300  
Hotel Azuma ..... 0259-74-0001

### Kuninaka Area

Hotel Yahatakan ..... 0259-57-2141  
Ryokan Urashima ..... 0259-57-3751

※Information shown here is accurate as of December, 2017.  
※The food served may defer depending on the season and the hotel. For more information, please check directly with the hotel.

※All photos are for display purposes only. Please be informed that actual food served may defer from photos.



## Cod Okijiru Stew

Freshly caught cod is cut into chunks and stewed with Sado miso for this simple fisherman's favorite. A hearty and delicious winter highlight.



## Sado Sea Plants

Enjoy the aroma of the sea with sea plants like *wakame*, *mozuku*, and *mekabu*, some of Sado Island's most iconic flavors.



## Sado Island Fruit

The warmth of the Tsushima current helps to provide Sado with an abundance of fruit through all four seasons: from outstanding Okesa persimmons and Le Lectier pears to apples, grapes, kiwifruit, and *mikan* tangerines. There's bound to be something delicious in season no matter when you visit.



## Dairy Products from Sado Nyugyo

Sado Nyugyo is Niigata Prefecture's only natural cheese producer and seller, and their dairy products have become a popular new souvenir from Sado Island.



## Hige Egg Roll Cake

Made with plenty of rich, flavorful yolks from Sado Hige chicken eggs. This light, delicate sponge cake is rolled around a fresh cream filling.



## Igoneri

An iconic local item from Sado Island, *igoneri* is made from a rare sea plant known as *igogusa* that grows on the rough beaches facing the Sea of Japan. Enjoy the marine flavor and chewy texture of this local favorite.



## Henjin Mokko Sausages

In the local dialect, "henjin mokko" means someone who is stubborn and strong-willed. These premium sausages and salamis have won a number of awards in Europe.



## Anpo Semi-dried Persimmons

Anpo semi-dried persimmons are made by hanging Sado Island's delicious Okesa persimmons out to dry in the cold of winter. This concentrates their natural sweetness to make a healthy, flavorful treat.



## Sawane Dango Dumplings

This Sawata specialty is made of sweet red bean paste wrapped in a dough of steamed rice flour. It's the perfect bite-sized snack!



## Shima Cheese

Milk, Camembert, cream cheese, dried persimmons, and other ingredients from Sado Island are combined in this cheesecake to create the wonderful aroma and rich flavor that won a Minister of Agriculture, Forestry, and Fisheries Prize in 2007.

## Makers of Outstanding Sake Sado Breweries

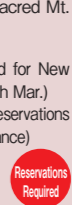


Sado's sake is made from the island's delicious rice and pure water for a crisp, clean, dry flavor that's beloved by many.

## Tenryohai Brewery

Discover the joys of sake with the brewers of Tenryohai sake, which is made with water from the sacred Mt. Kinpoku.

Hours: 9:00 to 16:30 (Closed for New Year holidays and Jan. through Mar.)  
Price: Free tours available (Reservations required at least 3 days in advance)  
Parking: 6 bus spaces  
0259-23-2111



## Hokusetsu Brewery

Hokusetsu's delicious sake is made using techniques that have been a foundational part of Japan's food culture since ancient times. Come find out why Hokusetsu has so many fans both in Japan and worldwide. Free sake taste test available.

Hours: 9:00 to 16:00 (Closed for New Year holidays)  
Price: Free tours available (Reservations required at least 1 day in advance)  
Parking: 3 bus spaces  
0259-87-3105



## Obata Brewery

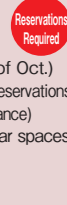
This 120-year-old brewery has won a number of awards in Japan as well as overseas, and is best known for their Manotsuru sake. An Obata sake was also chosen to be served in the first class cabin of Air France flights.

Hours: 8:00 to 17:00 (Open daily)  
Price: Free tours available (Reservation required for tour groups)  
Parking: 10 bus spaces  
0259-55-3171

## Henmi Brewery

Located in the historic town of Mano, take a tour of a brewery that's over 140 years old and sample the dozens of different sake available.

Hours: 9:00 to 17:00 (Open Apr. 1 through end of Oct.)  
Price: Free tours available (Reservations required at least 3 days in advance)  
Parking: 1 bus space or 5 car spaces  
0259-55-2046



## Kato Brewery

Founded in 1915, Kato Brewery has since relocated to the Kanai area of Sado to access the best and purest water. Their famous Kintsuru and Jogen no Tsuki brand sake make it easy to see why this brewery is so very popular.

Hours: 9:00 to 19:00  
Parking: 3 car spaces  
0259-52-6511

## Only Available at Sado Kisen Shops



## Sado Kisen Castella Cake

Made with premium ingredients from Sado Island and available in four flavors: strawberry, Le Lectier pear, milk, and Hokusetsu sake lees (deposits left after fermentation).



## Sado no Yuhi Donuts

These baked donuts are made with premium ingredients from Sado Island and are available in three flavors: strawberry, Le Lectier pear, and Hokusetsu *ume* apricot.



## Tote Bags

These Sado Kisen tote bags feature crested ibises, ships, and Sado Island itself as motifs. With so many varieties, you're sure to find a design you love.

## Sado no Tsubasa

"Wings of Sado" shortbread cookies are made with butter and salt from Sado and are shaped to evoke the image of birds flying across the island sky.



## Sado Kirameku

Premium sake with real flakes of gold leaf, brewed in support of Sado Kinzan Gold Mine's efforts toward World Heritage Site certification.

Available at: the Sado Kisen Niigata Ferry Terminal shop and the shop inside the car ferry

Let's stay  
the night!

Stay Guide



▲Scan this  
QR code  
for details!

## Relax yourself by savouring gourmet food, enjoying the picturesque scenery and soaking in an onsen

On Sado Island, there are plenty of hotels located in various areas around the island. Of course, each has their own unique style of hospitality, allowing guests to feel completely relaxed and at home.

### Sado Tourism Hotel Federation Affiliated Hotels

Unwind and enjoy your fill in a charming hotel.

Toki no Sato Sumiyoshi Onsen

#### ① Minami Ryokan

The natural Onsen (hot spring) fed by a continuous flow of hot spa waters direct from the source which goes up to 47 degrees celcius, it is often said to be the onsen where the injured Japanese crested ibis took a bath in long ago.



Hot spring type:  
Sodium Chloride Spring  
215-1 Sumiyoshi, Sado  
0259-27-5621

Toki no Sato Shiisaki Onsen

#### ② A hotel of the legend of the Japanese crested ibis and outdoor baths: Sado Green Hotel Kiraku

From every guestroom, guests will be able to take in the panoramic view of the the streets, Kamo Lake Osado and Mountain Range. Outdoor baths and private outdoor baths available (entry is free for guests staying at the hotel).



Hot spring type:  
Sodium Chloride Spring  
658 Harakuro, Sado  
0259-27-6101

Toki no Sato Shiisaki Onsen

#### ③ Hotel New Katsura

Built on high ground overlooking Lake Kamo, guests will be able to take in a panoramic view of the lake. This hotel is mentioned in the legend [Toki no Kizu Yu]



Hot spring type:  
Sodium Chloride Spring  
696-1 Harakuro, Sado  
0259-27-3151

Toki no Sato Shiizaki Onsen

#### ④ The inn of the setting sun and lake: Aokiya

Standing at the top of the hill overlooking Lake Kamo, guests will be able to take in the panoramic view of the lake from all rooms. Truly a peaceful inn.



Hot spring type:  
Sodium Chloride Spring  
658-3 Harakuro, Sado  
0259-27-4145

Ryotsu Onsen

#### ⑤ Sado Grand Hotel

All rooms face the lake, giving the guests an extraordinary view. The hotel is designed by Kiyonori Kikutake, a renowned architect in Japan.



Hot spring type:  
Sodium Chloride Spring  
4918-1 Kamo Utashiro, Sado  
0259-27-3281

Ryotsu Onsen

#### ⑥ Hotel Shiiki

This hotel is nestled at the lakeside of Lake Kamo where the seasonal colors are reflected into the lake, allowing guests to relax in its tranquility and reflect on their journey.



Hot spring type:  
Sodium Chloride Spring  
4916-7 Kamo Utashiro, Sado  
0259-27-2127

Akitsu Onsen

#### ⑦ Ryotsu Yamaki Hotel

At this hotel, the seasonal plants and flowers enveloped in elegance, the view of the glittering lake, and the songs of the sea will heal your senses.



Hot spring type:  
Sodium Chloride/Hydrogen Carbonate Spring  
66 Akitsu, Sado  
0259-23-4141

Sado Lake Kamo Onsen

#### ⑧ Oyado Kagetsu

A Ryokan (Japanese-styled inn) with a long history, it is known for being a inn of beauties. In addition to being located along Lake Kamo, it is also conveniently close to the shopping street.



Hot spring type:  
Sodium Hydrogen Carbonate Spring  
262 Ryotsu Ebisu, Sado  
0259-27-3131

Sado Lake Kamo Onsen

#### ⑨ Kohan no Yado Yoshidaya

An inn where the traditional taste of a long-established restaurant and the natural spring water outdoor bath located on the rooftop overlooking the horizon can be enjoyed.




Hot spring type:  
Sodium Hydrogen Carbonate Spring  
261-1 Ryotsu Ebisu, Sado  
0259-27-2151

Sado Lake Kamo Onsen

#### ⑩ Hotel Toho

This hotel is located 5 minutes away from Ryotsu Port, close to the shopping street. Guests will be able to enjoy the extraordinary view from the bath located on the 8th floor of the hotel.



Hot spring type:  
Sodium Chloride/Hydrogen Carbonate Spring  
224 Ryotsu Ebisu, Sado  
0259-27-6131



This mark indicates that the inn/hotel is a 'Sado Meshi Run (accommodation facility who makes use of local produce) Recognised Shop'.

Sado produced ingredients which are used in restaurants outside of the island are recognised by Sado in 'Sado Meshi Run'

#### ⑪ SADO Futatsugame View Hotel

Located at the Northern tip of Sado, this hotel overlooks the picturesque Futatsugame.



1116-2 Washizaki, Sado  
0259-26-2311

Aikawa Onsen

#### ⑫ Hotel Mancho

A long established hotel overlooking the Sea of Japan. The in-house art gallery displays exhibits from the Edo Period.



Hot spring type:  
Simple hot spring  
58 Aikawa Oritomachi, Sado  
0259-74-3221

Aikawa Onsen

#### ⑬ Ryokan Doyu

A Japanese-style inn where all rooms have an ocean view. Enjoy the delicious seafood against the backdrop of the beautiful setting sun, and the scenery of fishing boats lit up by fire used as fish lures.



Hot spring type:  
Simple hot spring  
58 Aikawa Kabuse, Sado  
0259-74-3381

Aikawa Onsen

#### ⑭ Hotel Meoto

Facing Meotoiwa Rocks, guests will be able to view the waves crashing onto shore up close. This hotel prides itself on their fresh seafood dishes.



Hot spring type:  
Simple hot spring  
1267-5 Takase, Sado  
0259-76-2511

Aikawa Onsen

#### ⑮ Hotel Azuma

A long-established hotel situated by the seaside known to be the hotel closest to the setting sun.



Hot spring type:  
Simple hot spring  
548-1 Aikawa Oura, Sado  
0259-74-0001

Aikawa Onsen

#### ⑯ Hotel Familio Sado Aikawa

All rooms have an ocean view allowing guests to enjoy the sun setting into the Sea of Japan and enjoy the soothing hot spring facility.



Hot spring type:  
Simple hot spring  
1267-1 Ogawa, Sado  
0259-75-1020

Osado Onsen

#### ⑰ Hotel Osado

Situated on the high ground of picturesque Kasugazaki, take in the view of the vast Sea of Japan from the outdoor bath.



Hot spring type:  
Sodium/Calcium Chloride Hydrogen Carbonate Spring  
288-2 Aikawa Kabuse, Sado  
0259-74-3300

Nagata Misaki Onsen

#### ⑱ Hotel Misaki

Offering hospitality to the best of the abilities, this is a hotel where you can enjoy the sound of the crashing waves while taking a soak in the Onsen (hot spring) or while enjoying a meal.



Hot spring type:  
Sodium Chloride-Hydrogen Sulfate Spring  
170 Tachibana, Sado  
0259-76-2131

Sawata Onsen

#### ⑲ Ryokan Irumi

This ryokan is unique in that it has black colored hot springs and a tatami bath. They serve fresh seafood and their specialty menu is okoze (stonefish).



Hot spring type:  
Sodium Hydrogen Carbonate Spring  
782 Kubota, Sado  
0259-52-3521

Sawata Onsen

#### ⑳ Ryokan Urashima

This ryokan is designed by one of Japan's leading architects is modern in its design and utilize fresh fish directly bought from the fish markets



Hot spring type:  
Sodium Chloride Spring  
978-3 Kubota, Sado  
0259-52-3751

Sado Yahata Onsen

#### ㉑ Hotel Yahatakan

Situated in the middle of a pine forest, this hotel is often associated with the Imperial Household. It is a renowned hotel that prides itself on the Yahata Onsen hot spring waters.



Hot spring type:  
Sodium Chloride Spring  
2043 Yahata, Sado  
0259-57-2141

Ogi Onsen

#### ㉒ Kamomeso

This is an hotel with an Onsen which is fed by a continuous flow of hot spa waters direct from the source and serves seafood caught from the surrounding area.



Hot spring type:  
Sodium/Calcium Chloride Hydrogen Carbonate Spring  
11-7 Ogimachi, Sado  
0259-86-2064

Choose an accomodation  
based on your style  
and purpose!

### Other accommodation information

#### Ryotsu, Niibo, Hatano Area

Maruka Ryokan	27-2325
Yutakaya Ryokan	27-2242
Jugetsukan Hotel	27-7069
[Sumiyoshi Onsen / Hot spring type: Sodium Chloride Spring]	
Hotel Amanogawaso	27-3215
Donden Sanso	23-2161
Onogameso	26-2368
Masuyaso	26-2428
Guesthouse Tsushimaso	29-2101
Fukusukeya Ryokan	26-2358
Minshuku Sado Shoya	27-7370
Ryoso Saka	29-2236
Ryokan Yoshiya Honkan	26-2117
Ryokan Futatsugameso	26-2134
Minshuku Sankeikan	26-2440
Yamasaso	26-2416
Nakajima Ryokan	26-2354
Guesthouse Yamamoto	26-2231
Minshuku Ohana	22-3028
Green Village Patio House	22-2719
Koganeso	66-2545
[Hatano Onsen / Hot spring type: Sodium Chloride Spring]	
Denpaku Sado - Gururi to Tarai Yuu no Yado	03-6439-5540

#### Aikawa Area

Senkakuso	75-2226
Tamatsubaki	75-2836
Guesthouse Sudareso	75-2600
Guesthouse Doi	75-2128
Guesthouse Tsukasa	76-2926
Minshuku Shikishimaso	76-2640
Minshuku Nanauraso	76-2735
Minshuku Shiosai	76-2103
Minshuku Takimoto	74-3103
Guesthouse Himezakiso	75-2153
Sado Belle Mer Youth Hostel	75-2011
Sado Sotokaifu Youth Hostel	78-2911

#### Sawata, Kanai, Mano Area

Iseya Shinkan	57-3089
Ryokan Kadoya	57-2649
Guesthouse Third Place	57-2500
Sea Side House in Shimafumi	51-1515
Kanecho Ryokan	52-3918
Ryokan Kiyose	52-6554
Nakafuji Ryokan	63-2566
Minshuku Tokaen	63-2221★
Itoya	55-2019★
Seikaiso Guesthouse	55-3151
Shiozu no Sato	55-3311
Pension Nagakura	55-2930
Nagahamaso	55-2511
Benten Seaside	58-2215
Guest Villa on the Beach	58-7077

#### Ogi, Hamochi, Akadamari Area

Oyado Takaraya	86-3165
Ryokan Yamato	86-2076
Ogi Diving Center	86-2368
Iwayaso	86-3356
Guesthouse Suehiroso	86-2523
Sado Seaside Villa	86-3609
Guesthouse Shimizuso	86-2538
Guesthouse Matashichi	86-3029
Ogi Sakumaso Youth Hostel	86-2565
Hananoi Inn (Hananoi Group Ogi no Yuu bath)	86-2331★
[Sado Onsen / Hot spring type: Alkaline Simple Hot Spring]	
Asatei	86-3151
Guesthouse Noto	86-3703
Minshuku Takayama	86-3573
Fusebemura	88-3616
Nikaiya Ryokan	87-2050
Sunrise Jogahama	87-3215
[Akadamari Jogahama Onsen / Hot spring type: Sodium Chloride Hydrogen Carbonate Spring]	
Akadamari Resort Village Management Centre	87-3121
Kengyozaeki	87-3081
Oiya Ryokan	87-2012
Guesthouse Genjiuro	87-2968
Minshuku Azuma	87-2972
Guesthouse Niemon	87-2986
Sunken Hearth Inn Magashiro	090-1693-5768

※Add 0259 to all indicated phone numbers

※(★) indicated is a 'Sado Meshi Run Recognised Shop'



# Every Trip is a Breathtaking Experience when Traveling on a Sado Kisen Ferry

Sado Kisen Ferries offer a safe and pleasant voyage to every passenger, as well as reliable and speedy cargo transportation.



CHECK!



Take a commemorative photo!

Transform yourself abroad the Car Ferry now!

On board ferries [Tokiwamaru], [Okesamaru] and [Akane], the car ferry sisters' costumes are available for rental free of charge! Lots of fun for everyone of all ages!



\*The car ferry sisters are characters of the 3 car ferries run by Sado Kisen.

Niigata ↔ Ryotsu



## Car Ferry [Tokiwamaru]


A high class hotel within a ferry, making your ride a pleasant one.

With the majestic Toki is set as the motif for the design, this ferry connects Niigata to Ryotsu and takes 2 hours 30 minutes one-way. Within the ferry, there is a observatory lounge, 1st class cabin with chairs, 2nd class cabin with chairs, kids room, etc, fully furnished. Your ride will definitely be comfortable and pleasant.


- Travel time: 2 hours 30 minutes
- Maximum speed: 19.1 knots (35.5km/h)
- Maximum capacity: 1,500 passengers
- Load capacity of vehicles: 28 large buses and 8 passenger vehicles or 168 passenger vehicles
- Gross tonnage: 5,380 tonnes
- Total length: 125m



Entrance Hall



1st Class Cabin with Chairs



Observatory Lounge on the 5th Floor  
\*Anyone can use it.



Tokiwa Burger

Stuffed into the bread which is famous among Sado people - 'Nakagawa's Bread' (Nickname: Naka-pan), is a piping hot crab cream croquette and snow crab from the Sado's very own 'Yakichimaru'. The collaboration between the two gives a new mouthfeel to this crab-filled burger.



### Tokiwamaru Original Goods

An array of merchandise available for purchase on board the ferry ranging from T-shirts to bags.

Naoetsu ↔ Ogi




## High-Speed Car Ferry [Akane]

Takes 100 minutes to get to Sado. As though you're flying, the feeling of the ferry speeding over the ocean is very refreshing.

Commissioned in Spring 2015, a new type of high-speed car ferry (double-hull boat) was introduced. Referred to as a 'New Love', this ferry connects Ogi and Naoetsu Port. The 1st class cabin (Toki Class) and 2nd class cabin is reserved seating only. As all seats are reclining, you will be able to unwind and enjoy your ride.



Toki Class (1st Class) with Chairs



2nd Class with Chairs



Kids Room

- Travel time: 1 hours 40 minutes
- Maximum speed: 30 knots (55.6km/h)
- Maximum capacity: 628 passengers
- Load capacity of vehicles: 7 large buses and 91 passenger vehicles or 152 passenger vehicles
- Gross tonnage: 5,702 tonnes
- Total length: 89.7m



Akane Burger

This is sold on board Akane and at Ogiya which is located just beside Ogi Port. Tender roast beef and fresh vegetables drizzled with aurora sauce gives the burger a mild and delicious taste.

Niigata ↔ Ryotsu

## Jetfoil [Ginga][Tsubasa][Suisei]



Suisei



Tsubasa

Similar for all 3  
Travel time: 1 hours 5 minutes  
Maximum speed: 47 knots (87km/h)  
Maximum capacity: 250 passengers



Ginga

Niigata ↔ Ryotsu

## Car Ferry [Okesamaru]



- Travel time: 2 hours 30 minutes
- Maximum speed: 23.4 knots (43.3km/h)
- Maximum capacity: 1,705 passengers
- Load capacity of vehicles: 32 large buses and 48 passenger vehicles or 290 passenger vehicles
- Gross tonnage: 5,862 tonnes
- Total length: 134.7m



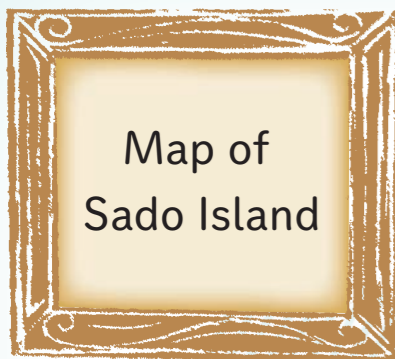
Sado Braised Beef Burger

Teradomari ↔ Akadomari

## High-Speed Ferry [Ibis]



- Travel time: 1 hours 5 minutes
- Maximum speed: 25 knots (46.3km/h)
- Maximum capacity: 216 passengers
- Gross tonnage: 263 tonnes
- Total length: 47.08m



## Map of Sado Island

# Sado Island Offers Plenty to Discover and Rediscover!



True Sado: Sado Official Tourist Information

Scan this QR code for details!

Sado Island has a perimeter of 281.7 km and an area of 855.1 km<sup>2</sup>, making it about ten times the size of Izu Oshima Island, about 1.4 times the size of Tokyo or Awaji Island, and about 2/3 the size of Okinawa's main island. Due to Sado's size, it's easiest to get around by rental car or taxi. Bicycle rentals are also a convenient way to go between close destinations, such as from Ryotsu Port to the Toki Forest Park or from the Ogi Marine Plaza to Shukunegi (one-way rentals and a delivery system are available). You can pick the best way to get around for your visit to Sado!

※There are accommodation facilities who have prepared rental bicycles for rent.

- Legend**
- Scenic View
  - Shrine
  - Temple
  - Former Mine
  - Hot Spring
  - Campground
  - Lighthouse
  - Historic Remains
  - Sightseeing Facility, Other
  - Swimming Beach
  - Sunset Viewing Spot
  - Public Toilet
  - Gas Station
  - Numbers Indicate Distances in km
  - Usable by Large Buses
  - Usable by Medium Buses
  - Usable by Microbuses
  - Natural Beauty
  - Designated Swimming Beach
  - Facilities/Temple/Shrine

Selected as one of the 100 Best Beaches in Japan by the Ministry of the Environment

## Access from Overseas



## Main Access Routes



## Car Rentals

Contact	TEL.
Ryotsu — Sado Steam Ship	0259-27-5195
Ryotsu — Watanabe Sansho Rent-a-Car	0259-27-5705
Ryotsu — Nippon Rent-a-Car Service	0259-23-4020
Ryotsu — Times Car Rental	0259-24-7211
Ryotsu — Island Rent-a-Car	0259-23-2455
Ryotsu — Rose Rental (Niconico Rent-a-Car Sado Ryotsu)	090-1883-9747
Ogi — Suniyoshi Gas Station (Niconico Rent-a-Car Sado Ogi)	0259-86-2095
Ogi — Sado Rent-a-Car	0259-86-3010
Ogi — Aburaya Rent-a-Car	0259-67-7791
Akadomari — Maesado Unso/Sado Rent-a-Car	0259-87-3101
Hatano/Ogi — HS Rent-a-Car	0120-66-2170
Niibo/Ogi — JA Rent-a-Car	0259-22-3133
Sawata — Minagawa Jihan	0259-57-2425

※If you plan to visit during popular travel seasons, early reservations are recommended.

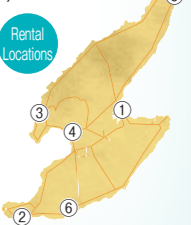
## Sightseeing Taxis

Contact	TEL.
Ryotsu — Minato Taxi	0259-27-2181
Ryotsu — Sado Kanko Taxi	0259-23-4116
Aikawa — Sado Kanko Taxi Aikawa Branch Office	0259-74-3228
Sawata — Chuo Taxi	0259-52-3161
Sawata — Naito Taxi	0259-52-2174
Mano — Naito Taxi	0259-55-2177
Sawata — Okesa Kanko Taxi	0259-51-1111
Kanai — Okesa Kanko Taxi	0259-63-3348
Sawata — Niigata Kotsu Sado Taxi Department	0259-57-5123
Ogi — Niigata Kotsu Sado Taxi Department	0259-86-2114
Hamochi — Niigata Kotsu Sado Taxi Department	0259-88-2101

## Bicycle Rentals

Contact	TEL.
① Ryotsu — Sado Tourism Association Ryotsu Port Tourist Info. Office	0259-27-5000
② Minami Sado — Sado Tourism Association Minami Sado Tourist Info. Office	0259-86-3200
③ Aikawa — Sado Tourism Association Aikawa Tourist Info. Office	0259-74-2220
④ Sawata — Niigata Kotsu Sado Tourist Information Office	0259-57-2121
⑤ Sotokaifu — Sado Futatsugame View Hotel	0259-26-2311
⑥ Maehama — Sado Steam Ship Akadomari Port	0259-87-3101

- ★ First 2 hours: ¥500
- ¥200 for each additional hour
- ★ One-day (24 hour) rental: ¥2,000
- ★ Delivery and one-way rentals available! (¥1,100 each)



## Driving Times from Each Port

From Ryotsu Port	50 min. (25 km) → Aikawa
	30 min. (16 km) → Sawata
	35 min. (18 km) → Mano
	80 min. (41 km) → Ogi Port
From Akadomari Port	20 min. (15 km) → Ogi Port
	75 min. (40 km) → Ryotsu Port
	40 min. (22 km) → Mano
	50 min. (28 km) → Sawata

From Ogi Port	45 min. (23 km) → Mano
	55 min. (28 km) → Sawata
	75 min. (38 km) → Aikawa