

Practical Travel Guide - 403

KANAZAWA and NOTO PENINSULA



Japan National
Tourism Organization
日本政府観光局



To download PDF

In collaboration with
Tourist Information Centers in the area



Ishikawa Prefecture is located in the middle of the Hokuriku region. The shape of the Prefecture is long and narrow from the

southwest to the northeast, and is 100.9 km from east to west and 198.4 km from north to south.

KANAZAWA

Kanazawa (金沢), pop. 463,933 (Sep. 2019), the capital of Ishikawa Prefecture, is a veritable storehouse of nature and history. This city, originally a small village, remained for nearly 400 years from 1580 under the control of the Maedas, the second largest clan in feudal Japan, and gradually developed into an important industrial, administrative and cultural center. Its modern industries are textile, machinery, metal working, and electronics. It is also home to time-honored industries that turn out highly refined traditional products, such as Kaga-yuzen silk fabrics, Kutani and Ohi pottery, and various artistic objects made

from paulownia such as gold lacquer ware. In the area of culture, Noh dramas of the Kaga-Hosho school, tea ceremony and flower arranging are especially enjoyed by the citizens.

Kanazawa is one of the few typical castletowns still remaining in Japan. Here, one can see many winding paths and blind alleys which form a labyrinth effectively designed to thwart an enemy's attack. The streets lined on either side with latticed doors and earthen walls remind one of old Japan. The city's scenic beauty is particularly enhanced by the crystal clear waters of the Sai and Asano Rivers flowing through the city.

Access:

By Air:

From	To	Operated by	Approx. Travel Time	Access to Downtown
Haneda (Tokyo)	Komatsu (Ishikawa)	JAL, ANA	1 hr.	[To Kanazawa Sta.] - By Airport Bus 40 min. ¥1,130
Narita (Chiba)		ANA, IBX	1 hr. 20 min.	

Note: Airfares vary depending on the season.

By Train (JR):

From	To	By	Approx. Travel Time	Price*
Tokyo	Kanazawa	JR Hokuriku Shinkansen "Kagayaki"	2 hrs. 35 min.	¥14,380
		JR Hokuriku Shinkansen "Hakutaka"	3 hrs. 10 min.	
Osaka		JR Ltd. Exp. "Thunderbird"	2 hrs. 50 min.	¥7,790
			2 hrs. 20 min.	¥7,020
Kyoto		JR Ltd. Exp. "Shirasagi"	2 hrs. 50 min.	¥7,460
Nagoya				

*Fare + express charge (with seat reservation, normal season)

By Bus:

From	To	Approx. Travel Time	Price*	Ticketing & Operator
Shinjuku Sta. & Ikebukuro Sta. (Tokyo)	Kanazawa Sta.	Shinjuku: 7–8 hrs. Ikebukuro: 8–9 hrs.	¥5,000 – ¥8,800	Japan Bus Online (JR Bus & Seibu Bus)
Tokyo Sta.		8 hrs. 30 min.	¥4,200 – ¥9,200	Japan Expressbway Bus Net (JR Bus)
Kyoto Sta.		5–7 hrs.	¥3,400 – ¥4,900	Hankyu Highway Bus & Hokutetsu Bus (06)6866-3147
Osaka Sta.		4 hrs. 35 min.	¥3,600 – ¥5,100	
Kyoto Sta.		5 hrs. – 8 hrs.	¥2,600 – ¥8,800	Japan Expressway Bus Net (JR Bus)
Osaka Sta.				
Nagoya Sta.		3 hrs. 45 min.	¥4,630	Japan Expressway Bus Net (JR Bus, Meitetsu Bus & Hokutetsu Bus)

Note: The price may vary depending on your departure date & time.

*See p. 8 for admission and opening times.

Places of Interest:

(Numbers correspond to those on the City Map on page 4/7)

① **Oyama-jinja Shrine** (尾山神社), 7 min. bus ride to Minami-cho Oyama Jinja Shrine bus stop, then a 3-min. walk., was built in 1873 originated from Utatsu Hachiman Shrine built in 1599 in dedication to the first Lord Toshiie Maeda. It is noted for the unique design of three-story “Shinmon” gate, built with the cultural influence of Europe and China in 1875.

② **Nagamachi Bukeyashiki-ato** (Nagamachi Samurai Residence District 長町武家屋敷跡), 10 min. bus ride to Korinbo bus stop, then a 5-min. walk. This traditional samurai residential area, lined with earthen walls, is located west of Korinbo and alongside the Onosho canal. The area is said to have got its name from the fact that the family of a chief retainer named Naga, who owned 33,000 koku (1 koku = 5.119 bushels = 180L) of rice, resided there for many generations. The lane is paved with flat stones and lined on both sides with earthen walls, which give it a marvelous traditional atmosphere. At present, the mansion of the Nomura family built in mid-19th century still stands here, as it was in the feudal period. Also, you will see a restored traditional merchant shop, former Nakaya pharmacy built in 1878, which houses the Shinise (long-established shops) Memorial Hall introducing folk culture in the town.

The Nomura Residence (野村家), a 5-min. walk from Korinbo Bus Stop, a 10-min. bus ride from Kanazawa Sta., is the old houses of the Maeda clan's samurai warriors of the mid-19th century. The house is surrounded by traditional tile-roofed mud walls and located in the Nagamachi District. One can enter the Nomura Family residence, which is famous for its elaborate rooms and garden. Hours: 8:30–17:30 (Apr.–Sep.), –16:30 (Oct.–Mar.). Closed: Dec. 26–27, Jan.1–2. Admission: ¥550.

③ **Nagamachi Yuzen-kan** (長町友禅館), near Korinbo Bus Stop, a 10-min. bus ride from Kanazawa Sta., offers a complete explanation of the Yuzen dyeing process and a chance to see Yuzen hand-painting techniques. Hours: 9:30–17:00. Closed: Tue., Wed. & Dec.–Feb.. Admission: ¥350.

④ **Kanazawa Castle Park** (金沢城公園), 20 min. by bus from Kanazawa Sta. to Kenrokuen-shita Bus Stop, then a 5-min. walk, is famous for the site of Kanazawa Castle which has been the residential castle of the Maeda family since Toshiie Maeda first entered the castle in 1583 and basic fortifications began. In 1881 all the castle walls apart from Ishikawamon Gate, were destroyed by fire. To preserve this precious cultural asset, the restoration project as a public park has been started from 1996. The restoration work of the western gate called Nezumitamon is now going on, and is scheduled to open in 2020. Hours: 7:00–18:00 (Mar.–Oct. 15), 8:00–17:00 (Oct.16–Feb.). Admission: ¥320 (Free Admission to Castle Park Grounds).

⑤ **Kenrokuen Garden** (兼六園), 15 min. by bus from Kanazawa Sta., is considered one of the three most beautiful landscape gardens in Japan along with Kairakuen in Mito and Korakuen in Okayama. The garden, first laid out in 1676 and enlarged to its present size of about 11 ha. in the early 1800s, was an outer garden of Kanazawa Castle. True to the name of Kenroku (lit. “Combined Six”), it boasts six prominent features, namely, vastness, seclusion, artificiality, venerability, water ways and panoramic view. Hours: 7:00–18:00 (Mar.–

Oct. 15), 8:00–17:00 (Oct. 16–Feb.). Admission: ¥320.

Shigure-tei Tea House (茶室時雨亭) in Kenrokuen Garden, Renchiochin, the building and its garden that used to stand here, was destroyed in the great fire of 1759, and when it was rebuilt in 1773, the villa called Shigure-tei was built here in front of the water fountain. That building was demolished in the beginning of the Meiji Period, and reproduced again on this spot in 2000. Its 10-mat and 8-mat sized tatami rooms have been partially restored from the floor plan of the time. Hours: 9:00–16:30. Closed: Dec. 29–Jan. 3.

⑥ **Seisonkaku** (成巽閣), in the southeast of Kenrokuen Garden, is a lovely two-story structure of splendid design (now designated as an important Cultural Property) built in 1863 by the 13th lord of the Maeda family for his mother's retirement residence. It houses a rich collection of art objects handed down in the Maeda family from generation to generation. Hours: 9:00–17:00. Closed: Wed. (or the following day after the holiday when Wed. falls on a national holiday), Dec. 29–Jan. 2. Admission: ¥700.

⑦ **Traditional Art & Craft of Ishikawa** (石川県立伝統産業工芸館), next to Seisonkaku, the museum displays Kutani pottery, Kaga Yuzen dyeing, Wajima lacquerware, gold leaf and other traditional craft products. Hours: 9:00–17:00 (enter by 16:45). Closed: 3rd Thu. (Apr.–Nov.), every Thu. (Dec.–Mar.) & New Year holiday. Admission: ¥260 (Permanent exhibition on the 2nd floor).

⑧ **Ishikawa Prefectural Museum of Art** (石川県立美術館), 5 min. walk from Seisonkaku, offers the best permanent collection of Kutani pottery, dyed fabrics, old Japanese paintings and various other art objects. Hours: 9:30–18:00. Closed: during the periods of changing exhibits & New Year holiday. Admission: ¥370.

⑨ **Ishikawa Prefectural History Museum** (石川県立歴史博物館), 5 min. walk from Dewamachi Bus Stop, displays historical and cultural implements from the Paleolithic to Modern ages. The building itself was built about a century ago and designated as an important Cultural Property. Hours: 9:00–17:00. Closed: Irregularly. Admission: ¥300.

⑩ **Kaga-Honda Museum** (加賀本多博物館), next to Ishikawa Prefectural History Museum, exhibits art objects, armor and household utensils of the Hondas, the chief retainer of the Maeda lords. Hours: 9:00–17:00. Closed: Thu. (Dec.–Feb.), Dec. 29–Jan. 3. Admission: ¥400.

⑪ **21st Century Museum of Contemporary Art, Kanazawa** (金沢21世紀美術館), next to Kanazawa City Hall, the museum has fabulous collections of contemporary art as their permanent exhibition. Also, offers several workshops and other temporary exhibitions. Hours: 10:00–18:00 (Sun.–Thu.), –20:00 (Fri. & Sat.). Closed: Mon. (or the following day after the holiday when Mon. falls on a national holiday) & New Year holiday. Admission: depend on exhibitions. More details: <https://www.kanazawa21.jp/en/>

⑫ **Kanazawa Nakamura Memorial Museum** (金沢市立中村記念美術館), behind Ishikawa Prefectural Library. The museum, once the residence of Nakamura Eishun, a wealthy sake brewer, houses a collection of old Kutani pottery and tea

*See p. 8 for admission and opening times.

ceremony utensils. Hours: 9:30–17:00. Closed: Dec.29–Jan.3 & period of changing exhibits. Admission: ¥310.

13 **Ishikawa Prefectural Noh Theater** (石川県立能楽堂), 15 min. by bus from Kanazawa Sta. Hours: 9:00–17:00. Tel: (076)264-2598 (Need to contact before visiting)

14 **Gyokusen-en** (玉泉園), close to Kenrokuen-shita Bus Stop. One can walk around this Edo-style garden and taste Matcha tea served with sweets (¥1,500 with admission) while appreciating the beauty of the garden. Tea ceremony experience (¥3,000 with admission; reservation required by 3 days before you visit) is also offered. Hours: 9:00-17:00. Closed: Irregularly. Admission: ¥700.

15 **Myoryuji Temple** (妙立寺), 15 min. by bus from Kanazawa Sta. to Hirokoji Bus Stop, then a 5-min. walk, this is famous for its complicated structure and tricky devices such as staircases, labyrinthine corridors, hidden chambers, secret tunnels and trick doors, hence its common name Ninja-dera (Temple of the Ninja). Hours: 9:00–16:30(Sat. & Sun. & national holiday), –16:00 (weekday winter season) Closed: Jan. 1 Admission: ¥1,000 Tel. (076)241-0888 (reservation required)

16 **Kutani Pottery Kosen Kiln** (九谷光仙窯), 20 min. by bus from Kanazawa Sta. to Nomachi Bus Stop, then a 5-min. walk, is the one and only kiln in Kanazawa City founded in 1870. It demonstrates the entire process of making Kutani pottery. Hours: 9:00–17:00 Closed: Jan. 1 “Etsuke” or Drawing

experience (reservation required in advance): ¥1,300-5,400.

17 **Ochaya Shima** (お茶屋志摩), 10 min. by bus from Kanazawa Sta. to Hashiba-cho Bus Stop. After 5 min. walk, you will go into the small alleys of Higashi Chaya district lined with former Geisha houses built in the early 19th century featuring wooden latticed windows and large doors, retaining the atmosphere of this former entertainment quarter. One can see the interior of Shima house. Hours: 9:00–18:00 (Mar.–Nov.), –17:00 (Dec.–Feb.). Admission: ¥500.

18 **Kanazawa Yasue Gold Leaf Museum** (金沢市立安江金箔工芸館), 10 min. by “Kanazawa Loop Bus” (right loop) from Kanazawa Sta. to Hashiba-cho Bus Stop, then a 5-min. walk, offers an attentive explanation of gold leaf making process. Visitors can join a workshop and actually touch a piece of gold leaf. 99 percent of Japan’s gold leaf is produced in Kanazawa. Hours: 9:30–17:00. Closed: Dec. 29–Jan. 3. Admission: ¥310.

19 **D.T. Suzuki Museum** (鈴木大拙館), 15 min. by “Kanazawa Loop Bus” (right loop) from Kanazawa Sta. to Honda-machi Bus Stop, then a 5-min. walk. Hours: 9:30–17:00. Closed: Mon. (or the following day after the holiday when Mon. falls on a national holiday) & Dec. 29–Jan. 3. Admission: ¥310.

20 **Yuwaku Onsen** (湯涌温泉), 50 min. by bus from Kanazawa Sta., is a quiet and rural hot spring resort lying at the foot of Mt. lo.

Accommodations:

Numbers ① – ⑳ correspond to those on the map on page 4/7

Name of Facility	Tel.	Fax	Room rate (¥)
Kanazawa:			
① Smile Hotel Kanazawa (BH)	(076)263-0011	(076)263-0014	¥
② Murataya Ryokan (R)	(076)263-0455	(076)263-0456	¥
③ Kanazawa Central Hotel (BH)	(076)263-5311	(076)262-1444	¥
④ Kanazawa Manten Hotel Ekimae (BH)	(076)265-0100	(076)265-0120	¥
⑤ Hotel Mystays Kanazawa Castle (BH)	(076)223-6300	(076)265-6365	¥
⑥ Pongyi (GH)	(076)225-7369	–	¥
⑦ Hotel Mystays Premier Kanazawa (BH)	(076)290-5255	(076)290-5254	¥
⑧ The Share Hotels Hatchi (Y)	(076)256-1100	(076)256-1101	¥
⑨ Hotel Hinodeya (BH)	(076)231-5224	(076)221-2426	¥
⑩ The Share Hotels KUMU Kanazawa (GH)	(076)282-9600	(076)282-9612	¥¥
⑪ ANA Holiday Inn Kanazawa Sky (H)	(076)233-2233	(076)233-1407	¥
⑫ Kaname Inn Tatemachi (H)	(076)208-3580	(076)222-2332	¥¥
⑬ Nakayasu Ryokan (R)	(076)231-3128	(076)232-3250	¥
⑭ APA Hotel Kanazawa Ekimae (H)	(0570)00-8111	(076)231-8112	¥
⑮ ANA Crowne Plaza Hotel Kanazawa (H)	(076)224-6111	(076)224-6100	¥¥
⑯ Kanazawa New Grand Hotel (H)	(076)233-1311	(076)233-1591	¥¥¥
⑰ Kanazawa Tokyu Hotel (H)	(076)231-2411	(076)263-0154	¥¥
⑱ Garden Hotel Kanazawa (BH)	(076)263-3333	(076)263-7761	¥
⑲ Kanazawa Hakuchoro Hotel Sanraku (H)	(076)222-1212	(076)222-1120	¥¥
⑳ Hotel Nikko Kanazawa (H)	(076)234-1111	(076)234-8802	¥¥
Yuwaku Onsen:			
Kanaya Ryokan (R)	(076)235-1211	(076)235-1214	¥
Atarashiya (R)	(076)235-1011	(076)235-1024	¥¥

Remarks:

H = Hotel
R = Ryokan
BH = Business Hotel
Y = Youth Hostel
P = Pension
GH = Guesthouse

Rate per person

¥¥¥ = more than 15,000 yen
¥¥ = 8,001 yen – 15,000 yen
¥ = 8,000 yen or less

*Standard basis rate (no meals, taxes included)

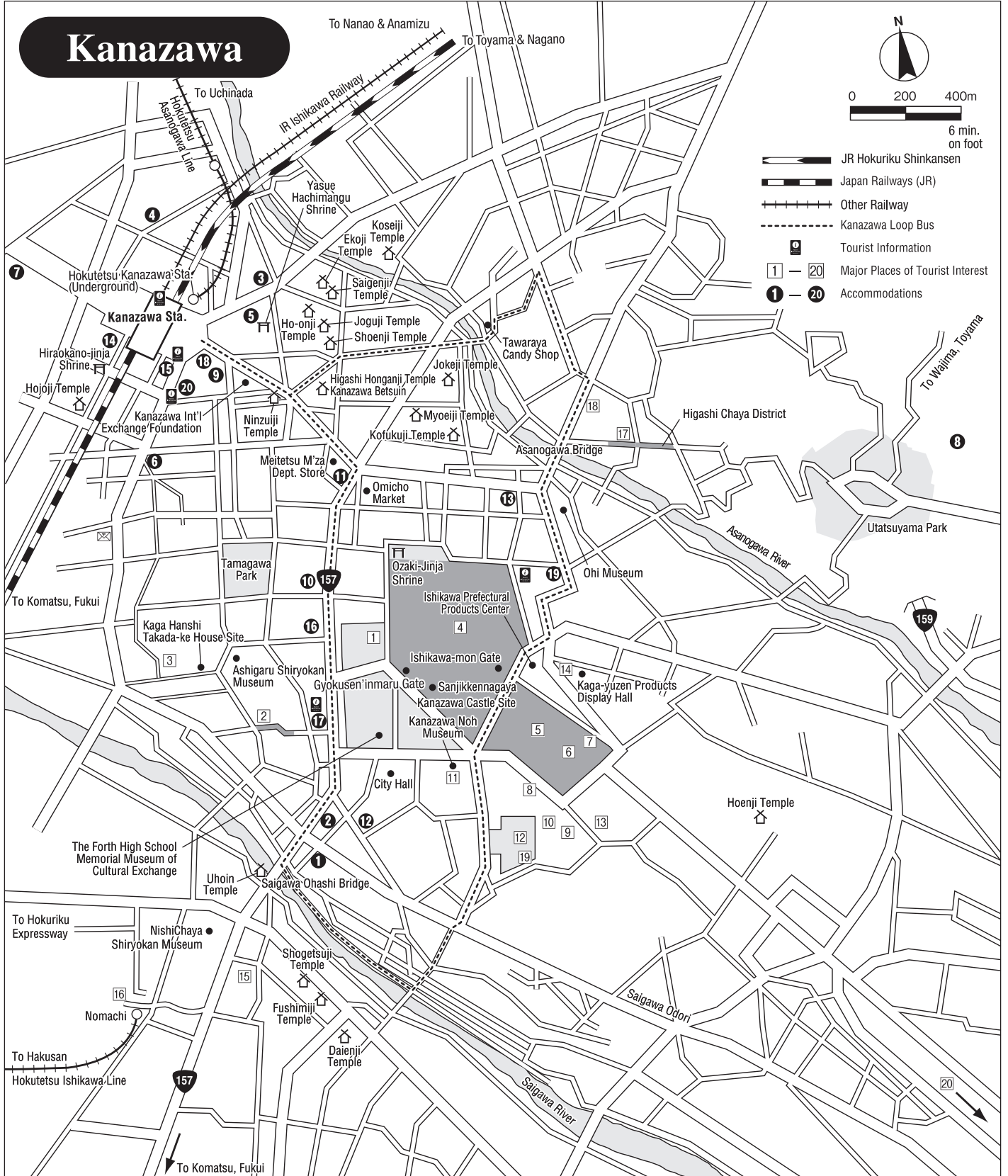
*See p. 8 for admission and opening times.

One-day Walking Route in Kanazawa :

Kanazawa Sta. 7 min. 2 Nagamachi Samurai Residence District 10 min. 1 Oyama-jinja Shrine 3 min.
 the Loop bus walk walk to Gyokusen'inmaru gate

4 Kanazawa Castle Park 5 Kenroku-en Garden 11 21 Century Museum of Contemporary Art
 in front of Ishikawa-mon gate in front of Mayumizaka gate

..... 6 min. Hashiba-cho bus stop 5 min. 17 Higashi Chaya District 15 min. Ohmi-cho Market 10 min. Kanazawa Sta.
 the Loop Bus walk walk the Loop Bus



NOTO PENINSULA

Noto Peninsula (能登半島), projecting into the Japan Sea, makes up the northern half of Ishikawa Prefecture. While the west coast is rugged and eroded, the east coast is calm and favored by many indentations which shelter the coastline. Covered almost entirely by mountains and hills, and washed by the Japan Sea, the peninsula is noted for its wild and picturesque

scenery. Noto's landscape of green farm areas (Satoyama) and coastal fishing areas (Satoumi) are an intimate part of the local people's way of life, living closely with nature. In 2011, Noto's Satoyama and Satoumi were the first areas in Japan chosen as Globally Important Agricultural Heritage Systems (GIAHS).

Access to Noto Peninsula: By Train (JR)

From	To	By	Approx. Travel Time	Price*
Tokyo	Kanazawa	JR Hokuriku Shinkansen "Kagayaki"	2 hrs. 35 min.	¥14,380
		JR Hokuriku Shinkansen "Hakutaka"	3 hrs. 10 min.	
Osaka		JR Ltd. Exp. "Thunderbird"	2 hrs. 50 min.	¥7,790
			Kyoto	2 hrs. 20 min.
Nagoya		JR Ltd. Exp. "Shirasagi"	2 hrs. 50 min.	¥7,460
Kanazawa	Wakura Onsen	JR Ltd. Exp.** "Noto Kagaribi", "Hanayome Noren" and "Thunderbird"	55 min.	¥2,800

*Fare + express charge (with seat reservation, normal season)

**Nationwide Japan Rail Pass and regional JR West passes covering this area can be used on non-JR section between Kanazawa and Tsubata.

To Noto Peninsula (by Air)

From	To	Operated by	Approx. Travel Time	Access to Downtown
Tokyo (Haneda Airport)	Noto Airport	ANA	1 hr.	[To Anamizu Sta.] - By local Bus 20 min. ¥340
				[To Wajima] - By express Bus 25 min. ¥590

*Fare + express charge (with seat reservation, normal season)

Access around Noto Peninsula:

From	To	By	Approx. Travel Time	Price
Kanazawa	Wakura Onsen	JR Hokuriku Gran Exp. Bus	1 hr. 30 min.	¥1,500
	Wajima	Wajima Line Exp. Bus "Wajima Tokkyu"	2 hrs. 20 min.	¥2,300
	Suzu	Suzu Line Exp. Bus "Suzu Tokkyu"	3 hrs. 10 min.	¥2,730
	Ushitsu	Suzuushitsu Line Exp. Bus "Suzu Ushitsu Tokkyu"	2 hrs. 40 min.	¥2,520
	Togi	Togi Line Exp. Bus "Togi Kyuko"	2 hrs. 20 min.	¥1,960
Nanao	Anamizu	Noto Railway Local Train	50 min.	¥850
		Noto Railway Sightseeing Train (Casual Course) "Satoumi Satoyama go" (Weekdays except Wednesday)		¥1,160
		Noto Railway Sightseeing Train (Yuttari [upper] Course) "Satoumi Satoyama go" (Weekends & Holidays)		¥1,530 (round ticket)
Anamizu	Wajima	Hokutetsu Okunoto Bus (3 routes)	35 - 55 min.	¥760 - ¥1,330
Wajima	Ushitsu	Hokutetsu Okunoto Bus	1 hr. 15 min.	¥1,290
Ushitsu	Suzu	Hokutetsu Okunoto Bus (3 routes)	40 min. - 1hr. 25 min.	¥820

Note: Please check train or bus connections at local Tourist Information Centers before you visit.

For bus information: Hokuriku Tetsudo Bus Tel. (076) 237-5115 (in JP)

Regular Sightseeing Bus routes in the area (with a Japanese-speaking guide) are provided by Hokuriku Tetsudo Bus.

Tel. for reservation: 076-234-0123

Wajima – go (Kanazawa Sta.–Wajima Sta.–Wajima Market / Wajima Museum of Urushi Art -Shiroyone Senmaida-Kiriko-Art Museum-View Sunset-Ganmon-Chirihama Beach-Kanazawa Sta.) 8 hrs. ¥7,500

Asaichi – go (Wakura Onsen–Wajima Sta.–Wajima Market / Wajima Museum of Urushi Art -Kiriko Art Museum-View Sunset-Ganmon-Myojoji Temple-Chirihama Beach-Kanazawa Sta.) 8 hrs. ¥7,000

*See p. 8 for admission and opening times.

Places of Interest:

Chirihama Beach Scenic Drive (千里浜なぎさドライブウェイ), a 25 min. walk from Hakui Sta., extending for a distance of 8 km between Imahama and Chirihama beaches, presenting magnificent scenery as one drives along the beach.

Noto-Kongo (能登金剛), a 29 km scenic stretch of coast between **Fukura** (福浦) and **Togi** (富来 : 1 hr. 5 min. by bus from Hakui Sta.), is noted for its oceanic beauty marked by fantastic rock formations. Noto-Kongo Pleasure Boat is useful to visit dynamic and strange-looking rocks there. Hours: 8:00-16:00 (mid-Mar.–mid-Nov.). Cruising time: 20 min. Admission: ¥1,100.

Hatago Rocks: a 1 hr. bus ride from Hakui Sta. to Urukami Bus Stop and 10 min walk is another bizarre looking rocks named Hatagoiwa. The bigger one and the smaller one are combined with a rice-straw rope like the noted husband and wife rocks dedicated to a Shinto deity in Ise, Mie Pref..

Ganmon (巖門): A translucent cave mouth, 6 meters wide, 15 meters tall, 60 meters deep, and permeated with cape bedrock, where long ago, Minamoto Yoshitsune and his followers are said to have hidden themselves from Minamoto Yoritomo.

Wajima (輪島) is noted for its lacquerware known as *Wajima-nuri*, chiefly consisting of household utensils. The city is particularly featured by the Morning Market held on the **Asaichi-dori Avenue** (朝市通り) from 8:00 to 12:00 daily, except for the 2nd and 4th Wednesday of each month and Jan. 1–3, with stands set up by women from fishing villages and nearby farms to sell farm products. In the city, all within easy walking distance, are **Wajima Lacquerware Hall** (輪島塗会館), where one can observe Wajima lacquerware process (Hours: 8:30–17:00. Admission: ¥300.), **Wajima Museum of Urushi (Lacquerware) Art** (輪島漆芸美術館), which offers some 30-50 number of master works of lacquer (Hours: 9:00–17:00. Admission: ¥630.), and **Kiriko Art Museum** (キリコ会館), where “*Kiriko*”, tall and majestic festival lanterns, partially made from Wajima lacquerware, are exhibited (Hours: 8:00–17:00. Admission: ¥630.)

Shiroyone Senmaida (白米千枚田), a 20-min. bus ride from Wajima Sta. unfolds magnificently a traditional Japanese landscape of Satoyama, created by nature and the people. A continued bus ride to the Sosogi Bus Stop, and a 10-min. walk extends this stretch of the scenic coast Sosogi Coast (曾々木海岸) for another 2 km. Huge rocks including Madoiwa Rock, cliffs and caves combine to create many spots of thrilling beauty.

Rokkozaki (禄剛崎) a 50-min. bus ride from Michi no Eki Suzunari, and a 5-min. walk from Noroshi bus stop is Cape Rokkozaki. On the tip of Noto Peninsula, stands a white lighthouse with a spectacularly panoramic view.

Mitsukejima-Island (見附島), a 5-min. walk from the Mitsukejima Bus Stop (Ushutsu-Suzu and Anamizu-Suzu Route), is a 28-meter-tall rock, a noted symbol of Noto. Sunrise behind the island is worth viewing.

Tsukumo-Bay (九十九湾) Near Mitsukejima-Island, is the indented coast of Tsukumo Bay, also worth visiting. A pleasure boat is available to cruise around the bay and see the beautiful Horaijima Island on the clear blue water.

Sosogi Coast (曾々木海岸), 35 min. by bus from Wajima Sta. to Sosogi Bus Stop, and a 20 min. walk, is a stretch of scenic coast extending for 2 km. Huge rocks, cliffs and caves combine to create many spots of thrilling beauty.

Wakura Onsen (和倉温泉), 4 km by bus from Wakura-Onsen Sta., situated at the tip of Cape Bente, is one of the most famous hot spring resorts in Japan. Island-studded Nanao Bay, into which the cape juts, presents the most picturesque scenery. It is a hot spring in the sea where 1,200 years ago a fisherman was said to have discovered a wounded egret bathing. With its abundant natural surroundings and beautiful coastal scenery, it's a well-known base from which to enjoy marine leisure as well as the Noto Peninsula National Park.

Noto-jima Island (能登島), 30 min. by bus from JR Wakura-Onsen Sta. to Bijutsukan-mae Bus Stop. Noto-jima Island is located in Nanao Bay off the Noto Peninsula. Surrounded by the sea in all directions, it is a place of scenic beauty. Rich in the fruits of the mountains and ocean, it warmly greets visiting travelers. There are many places and things to see on the island, including the Noto-jima Aquarium, Noto-jima Glass Art Museum, glass handicrafts, the market. The Noto-jima Koda festival (last Sat. in July), attracts visitors as and the Noto-jima Koda Fire Festival (last Sat. in July), one of the three major fire festivals in Japan.

Masuhogaura Beach (増穂浦), a 10-min. walk from Togi Bus Stop, has been chosen one of the 55 best bathing beaches in Japan. When summertime comes around, the water quality is good, and many beachgoers come to this beach to enjoy a safe and light-hearted swim. This is also one of “The 3 best spots in Japan for small shellfish” along with Yuigahama Beach in Kamakura and Wakanoura Beach in Kii. You can see charming shellfish like carpenter tellin all over the sand. You can also sit on the world's longest bench and watch the quiet sunset.

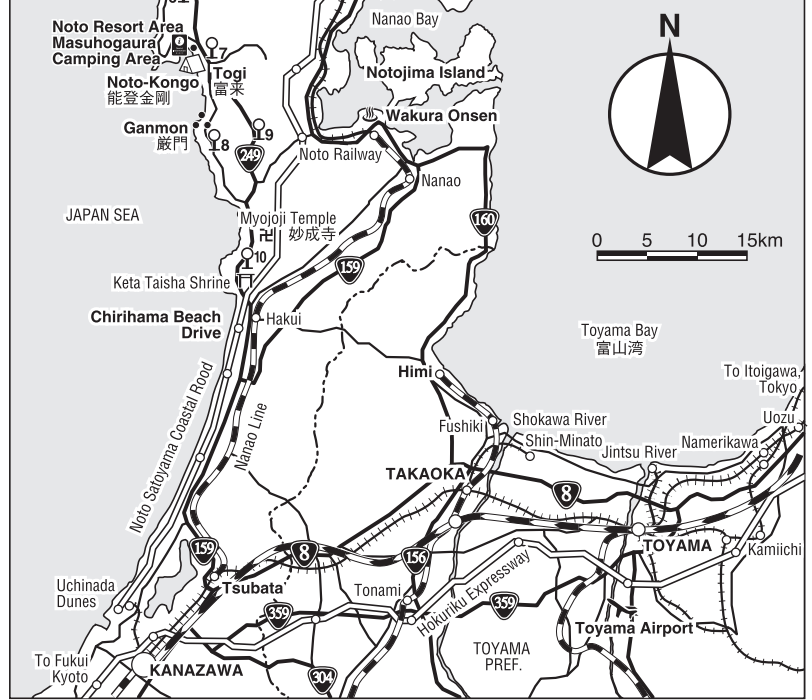
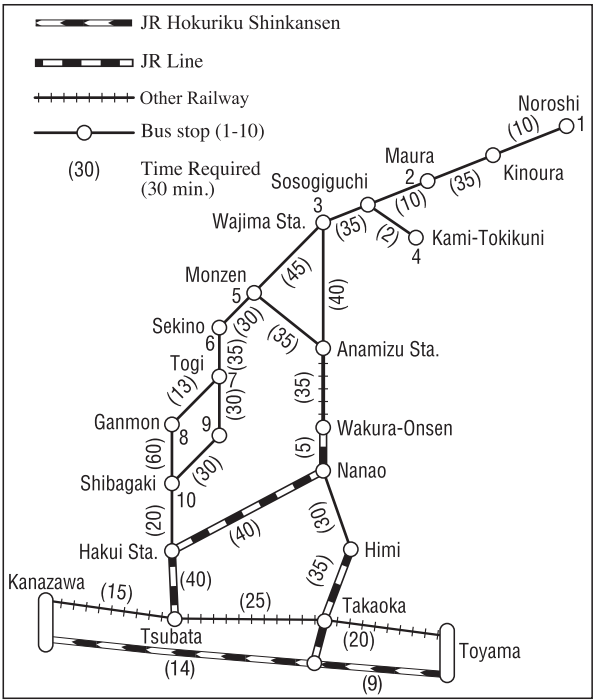
Resort Area Masuhogaura(Camping Area) Cabin, Hut or Rental Tent is available Tel. (0767)42-2125

*See p. 8 for admission and opening times.

Noto Peninsula



Traffic Network



Accommodations:

Name of facilities	Tel.	Fax.	Room rate (¥)	Name of facilities	Tel.	Fax.	Room rate (¥)
Wajima:				Wakura:			
Isaribi (M)	(0768)22-2410	(0768)22-2410	¥	Suzuhana (R)	(0767)62-2420	(0767)62-0766	¥¥
Shionari-so (M)	(0768)22-2520	(0768)22-1623	¥	Biwanso (R)	(0767)62-2323	(0767)62-2322	¥¥¥
Wajima (M)	(0768)22-4243	(0768)22-5969	¥	Suzu:			
Kaigandori (M)	(0768)22-5622	(0768)22-5632	¥	Matsuda-so (M)	(0768)82-1117	(0768)82-6117	¥
Shinbashi Ryokan (R)	(0768)22-0236	(0768)22-5626	¥	Shiojima-so (M)	(0768)84-1252		¥
Umibe (M)	(0768)22-0943	(0768)22-1016	¥	Tazaki-so (M)	(0768)84-1258	(0768)84-1170	¥
Mangetsu (M)	(0768)22-4488	(0768)22-0223	¥¥	Notojiso (PL)	(0768)84-1621	(0768)84-1620	¥
Tanaka (M)	(0768)22-5155	(0768)22-5165	¥¥	Noto Isaribi YH (Y)	(0768)74-0150	(0768)74-0150	¥
Wajima Yashio (R)	(0768)22-0600	(0768)22-9119	¥¥¥	Other areas:			
Takaoka:				Noto Chirihama (NR)	(0767)22-4121	(0767)22-4314	¥¥
Daibutsu Ryokan (R)	(0766)21-0075	(0766)22-0075	¥				

Remarks:

R = Ryokan

Y = Youth Hostel

M = Minshuku (family run inn)

PL = People's Lodge

NR = National Park Resort

Rate per person

¥¥¥ = more than 15,000 yen

¥¥ = 8,001 yen – 15,000 yen

¥ = 8,000 yen or less

*Standard basis rate (no meals, taxes included)

[Good to know] Admission and opening times at tourist attractions:

- Last entry to the most of attractions is 30 min. before the closing time.
- In general, if their weekly closing day (most are on Mon.) falls on a national holiday, they are open on the day and are closed on the following day after the holiday(s).
- Most are closed throughout / a part of New Year holiday period (especially Dec. 29–Jan. 3).
- Please visit the official website of each place / your nearest tourist information center for the updates.





Japan Official Travel App





Download on the App Store



GET IT ON Google Play

JNTO TIC (Tourist Information Center)

TIC of Japan National Tourism Organization is your helping hand while in Japan. Its main services are providing travel information and free literature on Japan such as tourist spots, transportation, and suggesting tour itineraries, etc.

1F, Shin-Tokyo Bldg., 3-3-1 Marunouchi, Chiyoda-ku, Tokyo
100-0005 Tel. 03-3201-3331 (in Japan)
Open daily from 9:00 to 18:00 (Closed on Jan. 1)
<https://www.japan.travel/en/plan/tic/>



Goodwill Guide Groups offer tourists from overseas local tours guided in English or other languages. The guides are registered with JNTO and display the badge shown. As they are volunteers, there is no charge for their service. You are only expected to pay for their transportation, admission to tourist facilities if you visit any and their meals if you eat with them.

JNTO Website

<https://www.japan.travel/en/plan/list-of-volunteer-guides/>

**TOURIST INFORMATION in the area**

Ishikawa Prefecture Kanazawa Tourist Information Center:
Kanazawa Hyakubangai, 1-1 Kinoshinbo-machi, Kanazawa city, Ishikawa
Hours: 8:30-20:00 Tel. (076)232-6200

To find other Tourist Information Centers, visit <https://tic.jnto.go.jp/>



JNTO Website: <https://www.jnto.go.jp>

All information, including transportation schedules, fares, prices and accommodation charges which is contained in this leaflet is based on data as of October 2019, and is subject to change without notice. While every effort is made to ensure the accuracy of all information, regrettably errors do occasionally occur. Therefore, you should check with organizations concerned for updated and accurate information on your chosen destination. JNTO shall not be liable for any loss or damage of whatever nature that may arise as a result, directly or indirectly, from the use of any of the information or material contained in this leaflet.

© 2019 Japan National Tourism Organization. All rights reserved. Reproduction in whole or in part without written permission is prohibited.

Printed in Japan