

Niigata in Japan Ski Guide



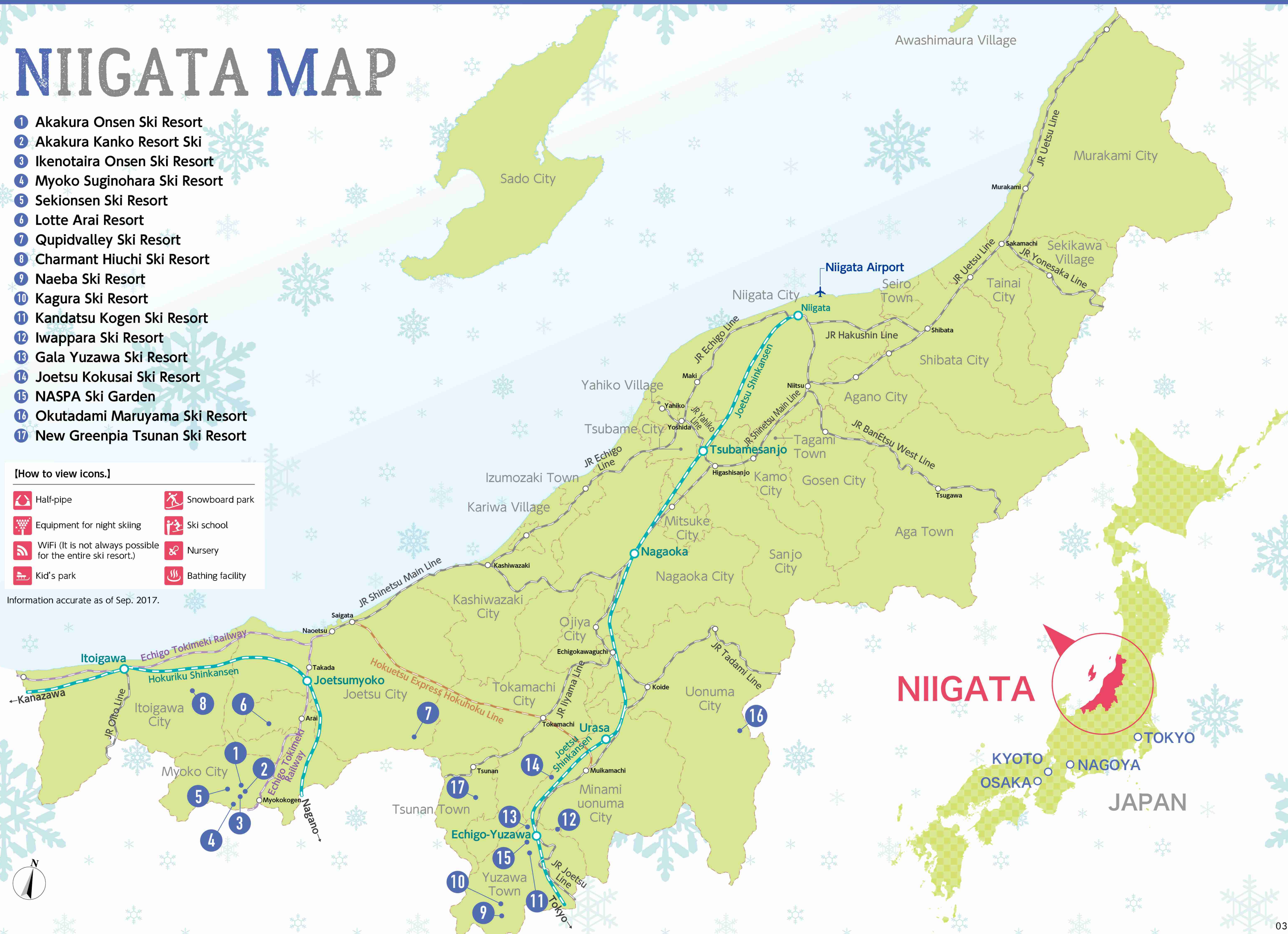
NIIGATA MAP

- 1 Akakura Onsen Ski Resort
- 2 Akakura Kanko Resort Ski
- 3 Ikenotaira Onsen Ski Resort
- 4 Myoko Suginohara Ski Resort
- 5 Sekionsen Ski Resort
- 6 Lotte Arai Resort
- 7 Qupidvalley Ski Resort
- 8 Charmant Hiuchi Ski Resort
- 9 Naeba Ski Resort
- 10 Kagura Ski Resort
- 11 Kandatsu Kogen Ski Resort
- 12 Iwappara Ski Resort
- 13 Gala Yuzawa Ski Resort
- 14 Joetsu Kokusai Ski Resort
- 15 NASPA Ski Garden
- 16 Okutadami Maruyama Ski Resort
- 17 New Greenpia Tsunan Ski Resort

[How to view icons.]

	Half-pipe		Snowboard park
	Equipment for night skiing		Ski school
	WiFi (It is not always possible for the entire ski resort.)		Nursery
	Kid's park		Bathing facility

Information accurate as of Sep. 2017.



01

Akakura Onsen Ski Resort

Address Akakura Onsen, Myoko City

Phone number 0255-87-2125

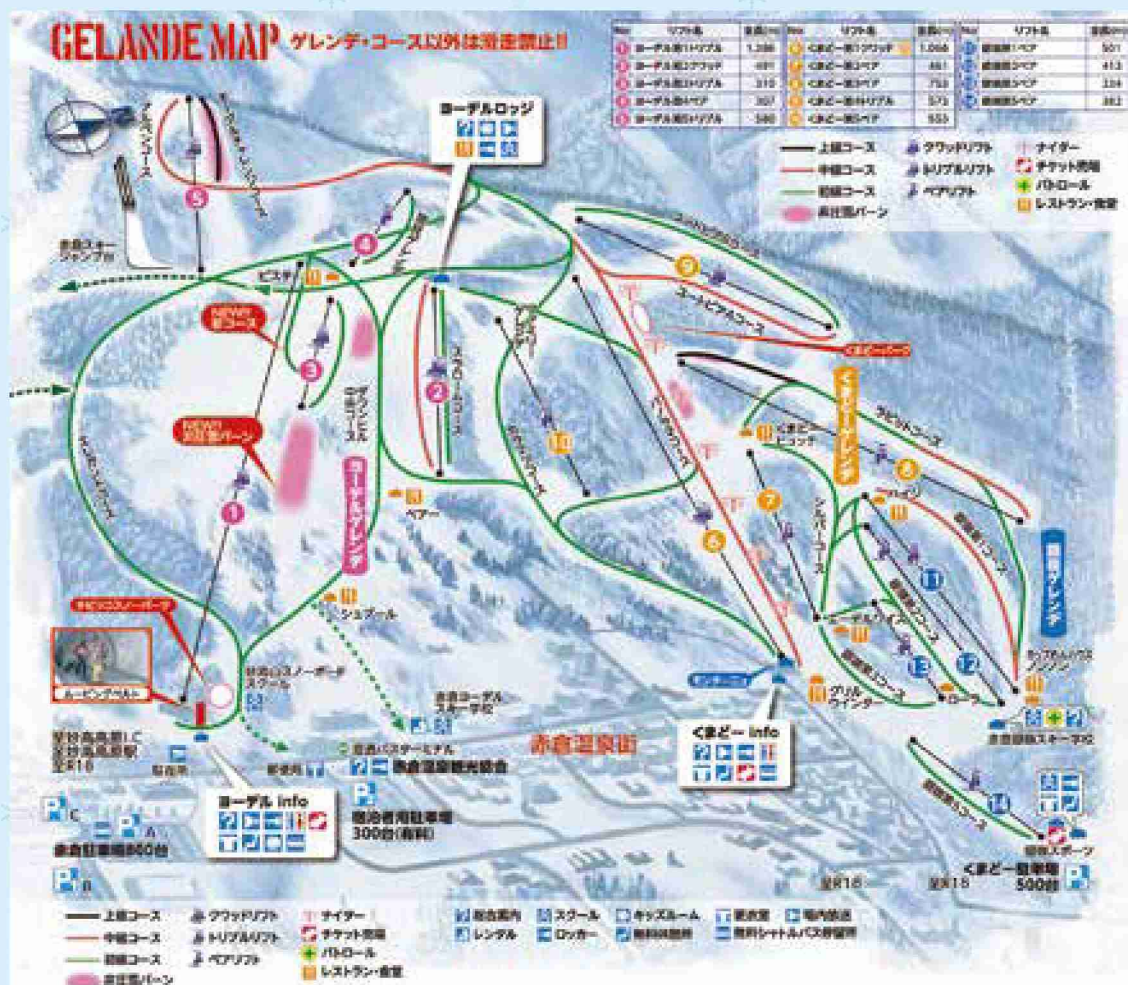

<http://www.akakura-ski.com>

Directions

Expressway About 8 minutes by car from the Myoko Kogen Exit on the Joshin-etsu Expressway

Bullet train About 60 minutes by bus from Joetsu Myoko Station on the Hokuriku Bullet Train Line

With a variety of courses from powder to wide gentle slopes, you are sure to have an enjoyable time the whole day. Small children can enjoy slides, seesaws and sleds in the Kid's Snow Park. No need to worry about crowds when eating because there are many restaurants on the slopes. Everybody from beginners to advanced skiers, adults and children, are sure to be satisfied!



Course levels



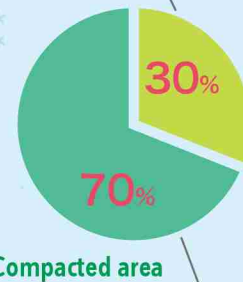
Course size

Maximum slope angle (°)	Longest skiing distance (m)
43°	2.8km
Number of courses	Number of lifts
17	14
Number of gondolas	
0	

Ski resort facilities



Ungroomed snow area



02

Akakura Kanko Resort Ski

Address 216 Tagiri, Myoko City **Phone number** 0255-87-2503


<http://www.akr-ski.com>

Directions


Expressway About 8 minutes by car from the Myoko Kogen Exit on the Joshin-etsu Expressway

Bullet train About 60 minutes by shuttle bus from Joetsu Myoko Station on the Hokuriku Bullet Train Line

Designated as the first international ski resort in Japan on December 12, 1937. You can enjoy a long cruise of 4,500 meters from the 5th Lift Station of the hotel. A free ride park is also set in the course. There is also an exclusive area for children who cannot go on the slopes.



Course levels



Course size

Maximum slope angle (°)	Longest skiing distance (m)
32°	4.5km
Number of courses	Number of lifts
10	6
Number of gondolas	
1	

Ski resort facilities



Half-pipe



Equipment for night skiing



WiFi



Kid's park



Board park



School

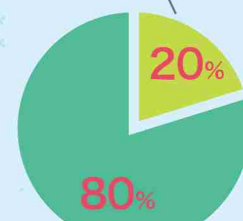


Nursery



Bath

Ungroomed snow area



Compacted area



03

Ikenotaira Onsen Ski Resort

Address 2457-1 Ikenotaira Onsen, Myoko City

Phone number 0255-86-2370


<http://www.ikenotaira.info>

Directions

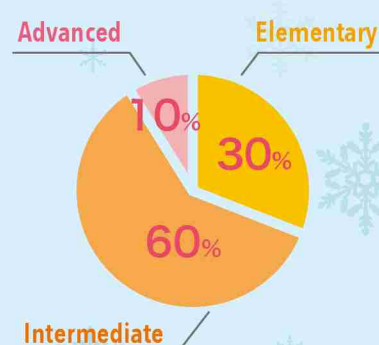
Expressway About 5 minutes by car from the Myoko Kogen Exit on the Joshin-etsu Expressway

Bullet train About 50 minutes by bus from Joetsu Myoko Station on the Hokuriku Bullet Train Line

There are a variety of 10 courses on the popular Ultra-Wide Bahn, Alpen Brick and Kayaba ski slopes with two tree-run courses of ungroomed snow which many fans love. Kid's Garden is ideal for children's winter sports debuts. Hot springs are also close where you can dine and relax after skiing.



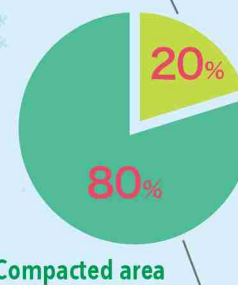
Course levels




Course size

Maximum slope angle (°)	Longest skiing distance (m)
28°	4km
Number of courses	Number of lifts
10	6
Number of gondolas	
0	

Ungroomed snow area



Ski resort facilities



04

Myoko Suginohara Ski Resort

Address Suginosawa, Myoko City **Phone number** 0255-86-6211

<http://www.princehotels.co.jp/ski/myoko/>

Directions

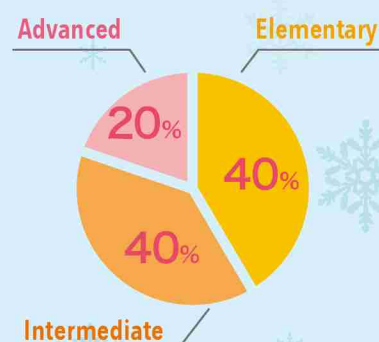
Expressway About 10 minutes by car from the Myoko Kogen Exit on the Joshin-etsu Expressway

Bullet train About 70 minutes by bus from Joetsu Myoko Station on the Hokuriku Bullet Train Line

Everyone from children to adults can fully enjoy winter sports here because about 80 percent of the 8,500 meter long and spacious ski slope for skiing is for beginners and intermediate skiers. You can enjoy fluffy powder in the ungroomed area.



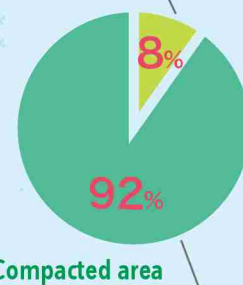
Course levels



Course size

Maximum slope angle (°)	Longest skiing distance (m)
38°	8.5km
Number of courses	Number of lifts
17	4
Number of gondolas	
1	

Ungroomed snow area



Ski resort facilities



05

Sekionsen Ski Resort

Address Sekionsen, Myoko City **Phone number** 0255-82-2316

<http://www.sekionsen.com>

Directions

Expressway About 30 minutes by car from the Myoko Kogen Exit on the Joshin-etsu Expressway

Bullet train About 15 minutes by bus from Sekiyama Station via the Tokimeki Railway after arriving at Joetsu Myoko Station on the Hokuriku Bullet Train Line

A ski area located in one of Japan's top heavy snow areas with a high ratio of experiencing powder. Our famous 1-meter-depth snow overnight is second to none, and you can enjoy skiing till early May. The Terrain Park in spring has the oldest history in Japan and is popular with many skiers and snowboarders.



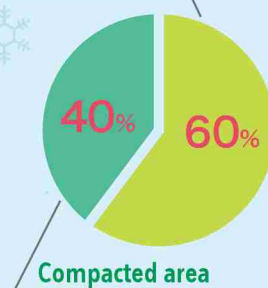
Course levels



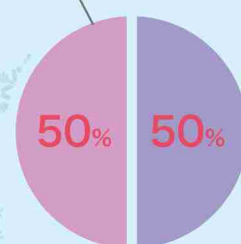
Course size

Maximum slope angle (°)	Longest skiing distance (m)
45°	2km
Number of courses	Number of lifts
4	2
Number of gondolas	
0	

Ungroomed snow area



Skier



Snowboarder

Ski resort facilities



Half-pipe



Equipment for night skiing



WiFi



Kid's park



Board park



School



Nursery



Bath


<http://lottearairesort.com>

Directions

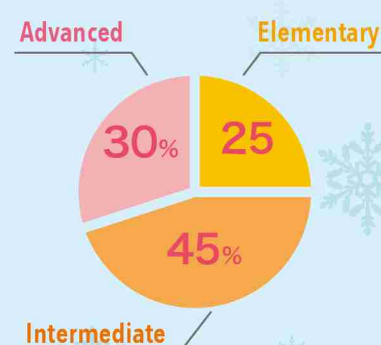
Expressway About 8 minutes by car from the Arai Smart Exit on the Joshin-etsu Expressway

Bullet train About 30 minutes by shuttle bus from Joetsu Myoko Station on the Hokuriku Bullet Train Line

You can enjoy skiing in a vast area on Mt. Ogenashi that boasts overwhelming snowfall. The magnificent location that overlooks the ocean on a fine day is also another attraction. There are all-day dining, Italian and Japanese restaurants in the resort hotel as well as Snow Space Hot Springs and Pool, a hot spring springing from 1,750 meters underground.



Course levels



Course size

Maximum slope angle (°)	Longest skiing distance (m)
38°	5.2km
Number of courses	Number of lifts
11	4
Number of gondolas	
1	

Ski resort facilities



Equipment for night skiing



WiFi



Kid's park



School



Nursery



Bath

07

Qupidvalley Ski Resort

Address 4820 Sugawa, Yasuzuka Ward, Joetsu City **Phone number** 025-593-2041

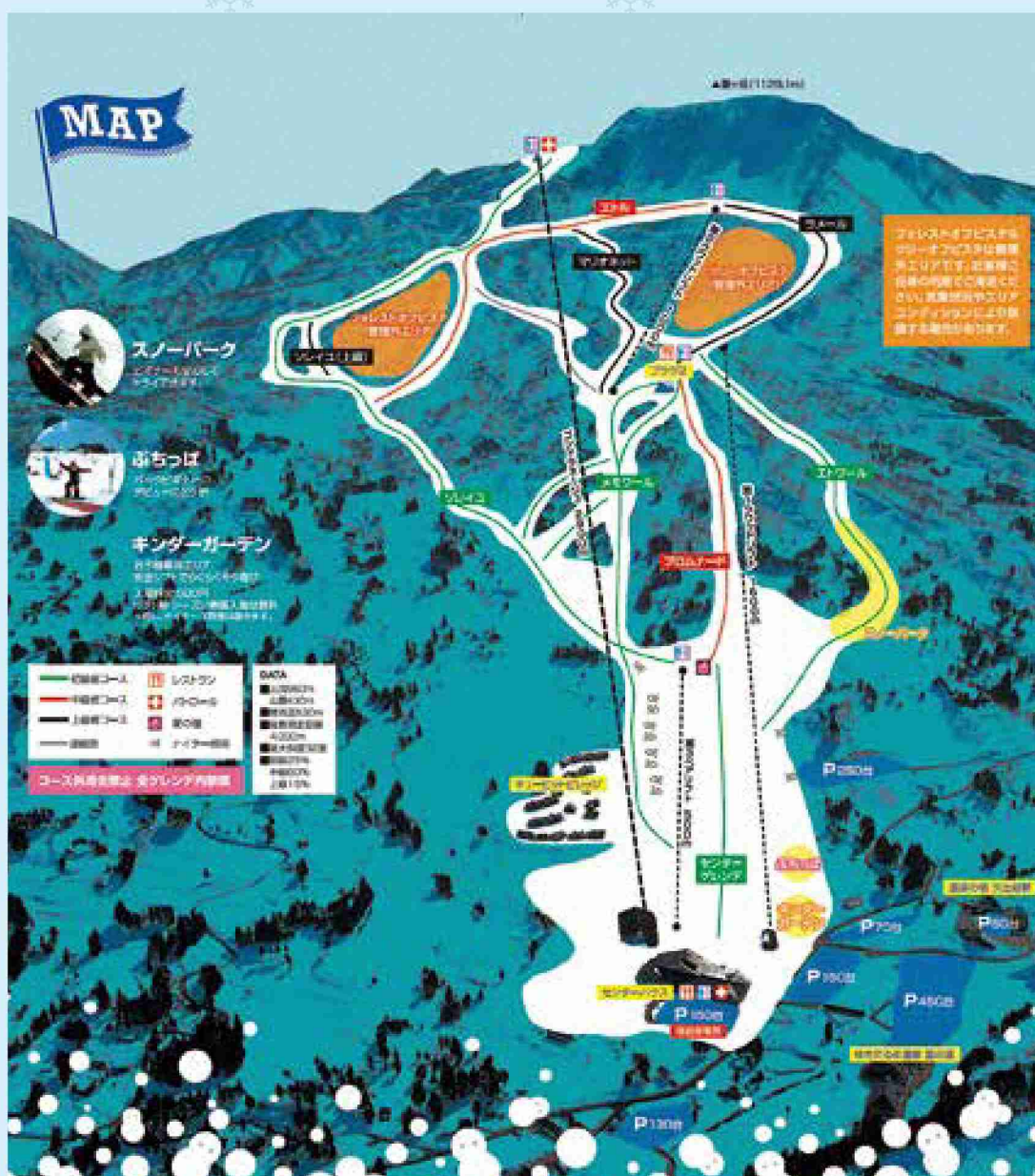

<http://www.yukidaruma-kogen.com>

Directions

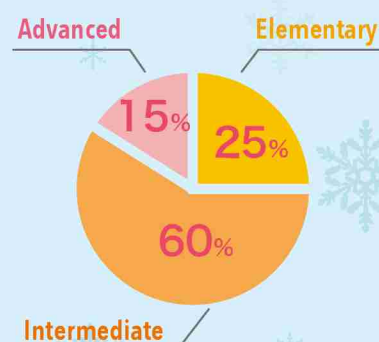
Expressway About 40 minutes by car from the Kakizaki Exit on the Hokuriku Expressway

Bullet train About 15 minutes by shuttle bus from Mushigawa Osugi Station via the Hokuhoku Line after arriving at Joetsu Myoko Station on the Hokuriku Bullet Train Line

The northern slope overlooking the Sea of Japan and the 4 km long ski courses that even beginners can enjoy are laid out for beginners and intermediate skiers. You can enjoy skiing with your children. We have a snow park, a powder area and a kid's park. We also hold fun events every week. Our rental shop uses the Brand Viking system that enables you to choose whatever items you like.



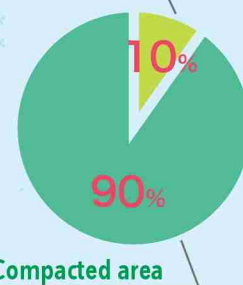
Course levels



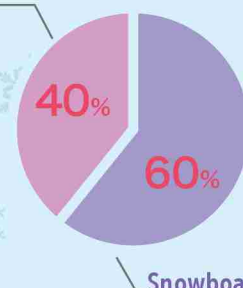
Course size

Maximum slope angle (°)	Longest skiing distance (m)
32°	4km
Number of courses	Number of lifts
9	3
Number of gondolas	
1	

Ungroomed snow area



Skier



Ski resort facilities

Half-pipe	Equipment for night skiing
WiFi	Kid's park
Board park	School
Nursery	Bath

08

Charmant Hiuchi Ski Resort

Address 1821 Nishi-hiyama, Itoigawa City **Phone number** 025-568-2244

<http://charmant-hiuchi.jp>

Directions

Expressway About 30 minutes by car from the Nou Exit on the Hokuriku Expressway

Bullet train About 60 minutes by shuttle bus from Itoigawa Station on the Hokuriku Bullet Train Line

Three fifths of the area is ungroomed snow. A ski area located in a heavy snow area where snow coverage of 5 meters is normal. With deep snow coverage, you can ski in a vast ungroomed area. If you are lucky, you can fully enjoy floating in the powder. We are open till early May.



Course size

Maximum slope angle (°)

37°

Longest skiing distance (m)

2.7km

Number of courses

16

Number of lifts

3

Number of gondolas

0

Ski resort facilities



Half-pipe



Equipment for night skiing



WiFi



Kid's park



Board park



School



Nursery

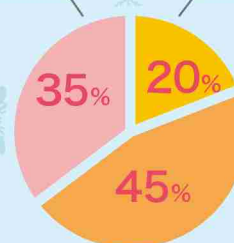


Bath

Course levels

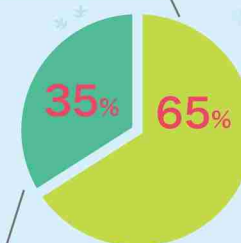
Advanced

Elementary



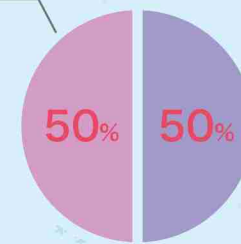
Intermediate

Ungroomed snow area



Compacted area

Skier



Snowboarder



09

Naeba Ski Resort

Address 202 Mikuni, Yuzawa-machi, Minamiuonuma-gun

Phone number 025-789-4117

<http://www.princehotels.co.jp/ski/naeba>

Directions

Expressway About 35 minutes by car from the Yuzawa Exit on the Kan-etsu Expressway

Bullet train About 40 minutes by bus from Echigo Yuzawa Station on the Joetsu Bullet Train Line

World Cup competitions have been held here many times. Is popular and world-class. Naeba Prince Hotel nearby offers ample facilities such as restaurants, shops and a hot spring. You can come any time and have fun because events are held often. We will make you smile all the time.



Course size

Maximum slope angle (°)

32°

Longest skiing distance (m)

4km

Number of courses

24

Number of lifts

10

Number of gondolas

3

Ski resort facilities



Half-pipe



Equipment for night skiing



WiFi



Kid's park



Board park



School



Nursery

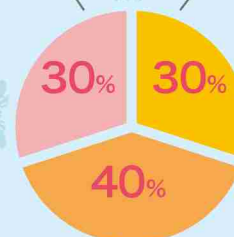


Bath

Course levels

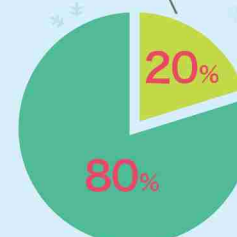
Advanced

Elementary



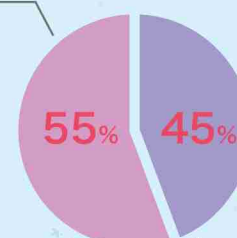
Intermediate

Ungroomed snow area



Compacted area

Skier



Snowboarder



10

Kagura Ski Resort

Address 742 Mitsumata, Yuzawa-machi, Minamiuonuma-gun

Phone number 025-788-9221

<http://www.princehotels.co.jp/ski/kagura/>

Directions

Expressway About 10 minutes by car from the Yuzawa Exit on the Kan-etsu Expressway

Bullet train About 20 minutes by bus from Echigo Yuzawa Station on the Joetsu Bullet Train Line

The main slope is located at an altitude of 1,700 meters where you can enjoy good snow and courses with fresh snow. The Forest Expert Course with Romance Lift No. 5 is something you must see. A total of 23 courses are linked to the adjacent Naeba Ski Resort with a gondola line. One of the attractions is all the courses available to ski.



Course size

Maximum slope angle (°)

32°

Longest skiing distance (m)

6km

Number of courses

23

Number of lifts

17

Number of gondolas

3

Ski resort facilities



Half-pipe



Equipment for night skiing



WiFi



Kid's park



Board park



School



Nursery

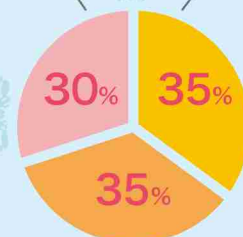


Bath

Course levels

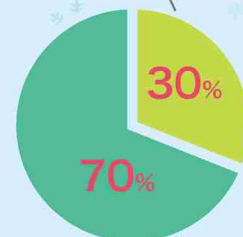
Advanced

Elementary



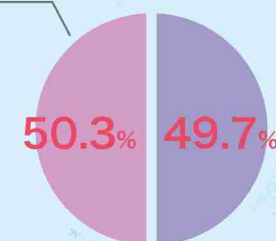
Intermediate

Ungroomed show area



Compacted area

Skier



Snowboarder



11

Kandatsu Kogen Ski Resort

Address 4121-1 Kandatsu, Yuzawa-machi, Minamiuonuma-gun **Phone number** 025-788-0111

<http://www.kandatsu.com>

Directions

Expressway About 3 minutes by car from the Yuzawa Exit on the Kan-etsu Expressway

Bullet train About 10 minutes by shuttle bus from Echigo Yuzawa Station on the Joetsu Bullet Train Line

Easy to reach from the Tokyo metropolitan area whether by car or by bullet train. The best snow in the Shiozawa area and there is much snow. Our place is sturdy and secure against strong winds. Though our area is small, our visitors enjoy the park, banks and mogul courses. Open on weekends till 4:00 a.m., you can almost ski all through the night!



Course size

Maximum slope angle (°)

45°

Longest skiing distance (m)

3.5km

Number of courses

14

Number of lifts

6

Number of gondolas

0

Ski resort facilities



Half-pipe



Equipment for night skiing



WiFi



Kid's park



Board park



School



Nursery

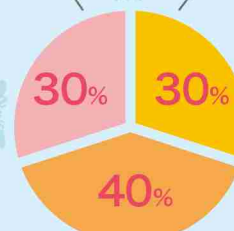


Bath

Course levels

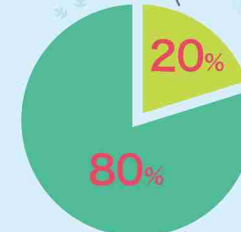
Advanced

Elementary



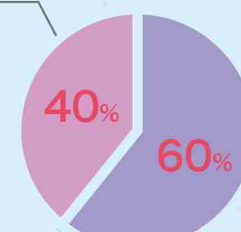
Intermediate

Ungroomed show area



Compacted area

Skier



Snowboarder



12

Iwappara Ski Resort

Address 731-79 Tsuchitaru, Yuzawa-machi, Minamiuonuma-gun

Phone number 025-787-3211

<http://www.iwa-ppara.com>

Directions

Expressway About 5 minutes by car from the Yuzawa Exit on the Kan-etsu Expressway

Bullet train About 10 minutes by shuttle bus from Echigo Yuzawa Station on the Joetsu Bullet Train Line

The view seen from the wide single slope, a specialty of Iwappara, will attract everyone from beginners to advanced skiers. Many courses are prepared for beginners and intermediate skiers. Easy to ski and comfortable. You can enjoy long courses up to 4 km, such as going from the cruise course to the front course, or skiing as you like.



Course size

Maximum slope angle (°)

35°

Longest skiing distance (m)

4km

Number of courses

20

Number of lifts

9

Number of gondolas

0

Ski resort facilities



Half-pipe



Equipment for night skiing



WiFi



Kid's park



Board park



School



Nursery

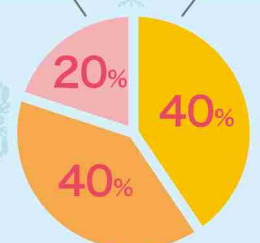


Bath

Course levels

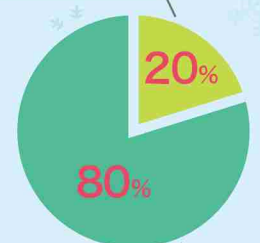
Advanced

Elementary



Intermediate

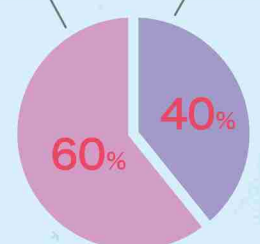
Ungroomed show area



Compacted area

Skier

Snowboarder



13

Gala Yuzawa Ski Resort

Address 1039-2 Azakayataira, O-aza Yuzawa, Yuzawa-machi, Minamiuonuma-gun

Phone number 025-785-6543


<https://gala.co.jp>

Directions

Expressway About 5 minutes by car from the Yuzawa Exit on the Kan-etsu Expressway

Bullet train 0 minutes on foot from Gala Yuzawa Station on the Joetsu Bullet Train Line

Very easy to reach: Directly connected to the bullet train station and about 5 minutes by car from the Yuzawa Exit. Many skiers enjoy the plentiful rental items. You can come here empty-handed. There are 16 courses on the slope for beginners to advanced skiers to ski on fresh snow. Relax in the Gala Bath Spa after skiing. Open till early May.



Course size

Maximum slope angle (°)

33°

Longest skiing distance (m)

2.5km

Number of courses

16

Number of lifts

9

Number of gondolas

2

Ski resort facilities



Half-pipe



Equipment for night skiing



WiFi



Kid's park



Board park



School



Nursery

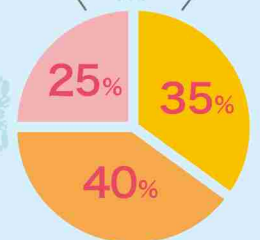


Bath

Course levels

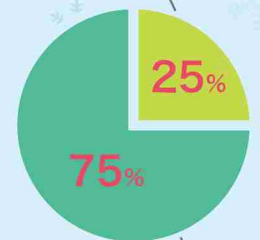
Advanced

Elementary



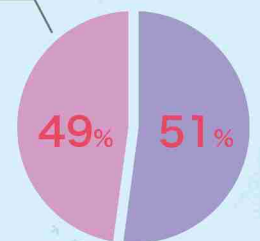
Intermediate

Ungroomed show area



Compacted area

Skier



Snowboarder



14

Joetsu Kokusai Ski Resort

Address 112-1 Kabanosawa, Minamiuonuma City **Phone number** 025-782-1028

<http://www.jkokusai.co.jp/>

Directions

Expressway About 7 minutes by car from the Shiozawa Ishiuchi Exit on the Kan-etsu Expressway

Bullet train 0 minutes on foot from Joetsu International Skiing Ground Station via the Joetsu Line after arriving at Echigo uzawa Station on the Joetsu Bullet Train Line

One of Japan's biggest slopes, consisting of four areas. The variety of courses for people of all levels to enjoy range from those for children to play in the snow to courses for experts. This is a popular area to stay for multiple days because you can ski here directly from the entrance of the Hotel Green Plaza Joetsu. The facilities are well-equipped with a halfpipe and a snow park.



Course size

Maximum slope angle (°)

38°

Longest skiing distance (m)

6km

Number of courses

25

Number of lifts

22

Number of gondolas

0

Ski resort facilities



Half-pipe



Equipment for night skiing



WiFi



Kid's park



Board park



School



Nursery

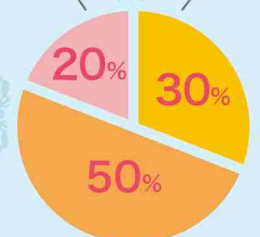


Bath

Course levels

Advanced

Elementary



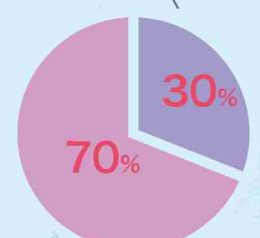
Intermediate

Ungroomed snow area



Compacted area

Snowboarder



Skier



Keep the fun going even after the skiing is done!

Niigata's Hot Springs

There are numerous great quality hot springs located near ski resort areas.

Ease your fatigue with a soak in the hot springs after a hard day of skiing and snowboarding.

Yuzawa and Minamiuonuma area:

Near Ski Resort

**Naeba Ski Resort, GALA Yuzawa Ski Resort,
Joetsu Kokusai Ski Resort, etc.**

Located near Echigo-Yuzawa Station on the JR Shinkansen Line, Yuzawa-Onsen hot spring is known for having been the setting of the great novel *Snow Country*, written by Yasunari Kawabata, who won the Nobel Prize in Literature in 1968.



Myokokogen area:

Near Ski Resort

**Akakura Onsen Ski Resort, Myoko Suginochara Ski Resort,
Seki Onsen Ski Resort**

Several great quality hot springs are spread around the foot of Myokosan mountain, such as Akakura Onsen, Suginosawa Onsen, Ikenotaira Onsen, Seki Onsen, Tsubame Onsen, and more.



Enjoy these activities after skiing!

Winter cuisine of Niigata

Rice, sake, seafood...let us introduce the taste of Niigata, with its variety of exquisite cuisine



Snow Crab

Crabs caught in the Japan Sea
Known for their sweet, rich taste

Sweet shrimp

Firm in texture and very sweet
Also good for sushi



rich miso flavor



soy with
pork back-fat



soy with ginger



soy sauce flavor



curry ramen

Niigata Ramen

Each region's ramen is unique!
Among them are what we call
"Niigata's 5 major ramen,"
referring to the type of broth,
with soy sauce flavor, soy with
pork back-fat, soy with ginger,
rich miso flavor, and curry ramen.



Niigata wagyu beef

Wagyu beef with great quality
marbling and fat
There is a multitude of ways to enjoy it.



Angler fish

Not only the meat, but the skin and
organs of the fish are also edible.
We recommend cooking
it in hot pot during the winter.




Hegisoba noodles

Hegisoba is a type of soba that is served in bite size servings over a wooden container called a "hegi."
The soba noodles themselves contain funori seaweed, which gives them a smooth, firm texture.



Echigohime strawberries

Niigata's brand of strawberries
Sweet and juicy! You can also
try strawberry picking!



Ponshu-kan: The Echigo Sake Museum

Niigata has the largest number of sake
breweries in Japan, with as many as 90.
At the sake museum you can taste sake
from all of the breweries. Try 5 of your
favorites for only ¥500! The museum
has locations in Echigo-Yuzawa Station,
Niigata Station, and Nagaoka Station.

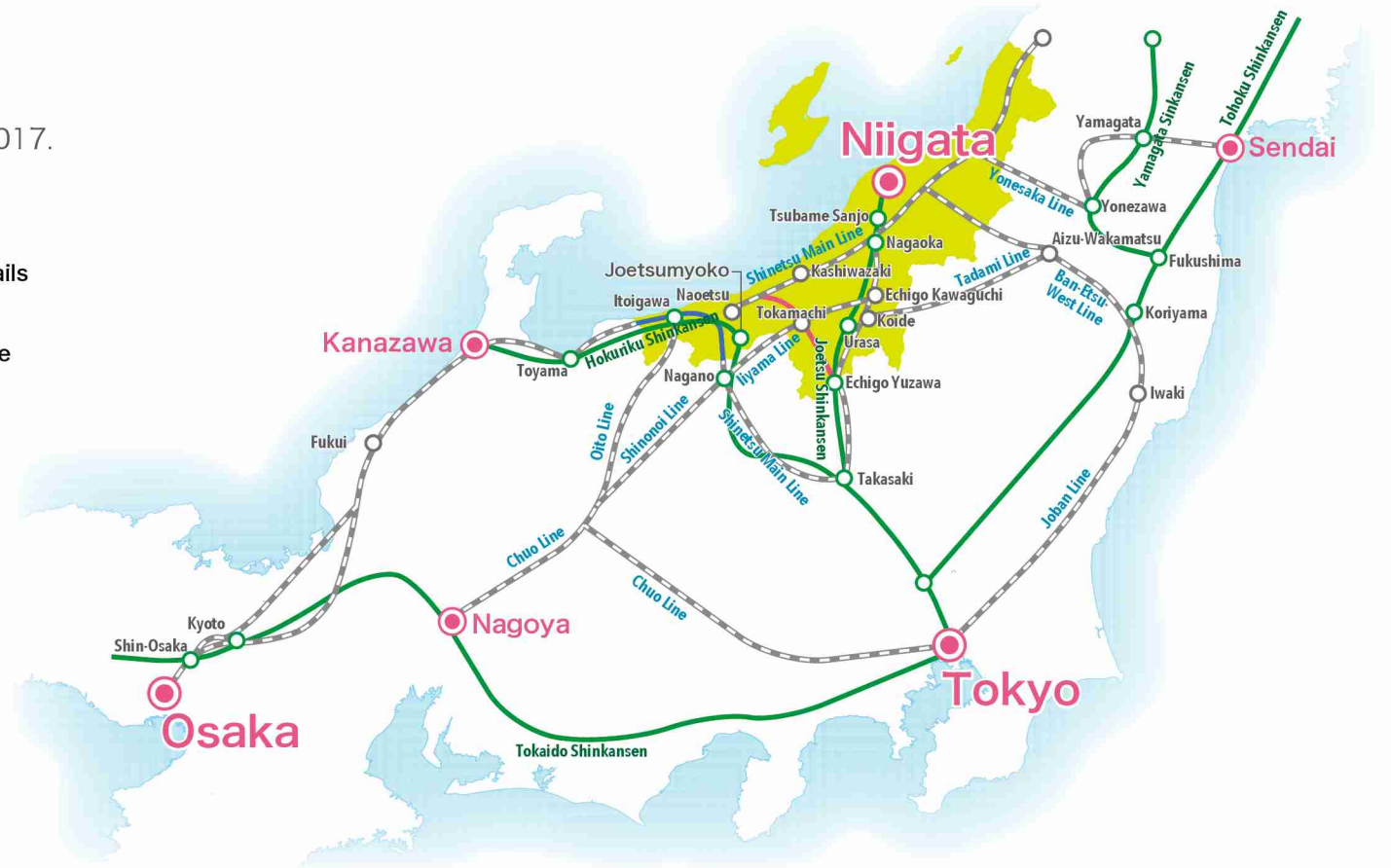


ACCESS TO NIIGATA

Access to Niigata

It is data of major transportation.
Information accurate as of Sep. 2017.

- JR Shinkansen
- JR Conventional Lines・Private Rails
- Echigo Tokimeki Railway
- Hokuetsu Express Hokuhoku Line



> From Tokyo

> To Yuzawa

By JR Train

Tokyo Sta.

Joetsu Shinkansen
Approx. 1hr.20min.

Echigo Yuzawa Sta.

> To Joetsu

By JR Train

Tokyo Sta.

Hokuriku Shinkansen
Approx. 2hr.

Joetsumyoko Sta.

> From Osaka

> To Yuzawa

By JR Train

Shin-Osaka Sta.

Tokaido Shinkansen
Approx. 2hr.30min.

Tokyo Sta.

Joetsu Shinkansen
Approx. 1hr.20min.

Echigo Yuzawa Sta.

> To Joetsu

By JR Train

Osaka Sta.

Ltd. Express Thunderbird
Approx. 2hr.50min.

Kanazawa Sta.

Hokuriku Shinkansen
Approx. 1hr.

Joetsumyoko Sta.

> From Seoul

> To Niigata Airport

By Air

Seoul (Incheon)

Niigata Airport

3flights per week / Approx. 2hr.15min.

> From Harbin

> To Niigata Airport

By Air

Harbin

Niigata Airport

3flights per week / Approx. 1hr.15min.

> From Shanghai

> To Niigata Airport

By Air

Shanghai (Pudong)

Niigata Airport

2flights per week / Approx. 1hr.55min.

> From Taipei

> To Niigata Airport

By Air

Taipei (Taoyuan)

Niigata Airport

2flights per week / Approx. 2hr.30min.

