

Practical Travel Guide - 705

BEPPU, YUFUIN,
OITA CITY and
VICINITY

JNTO

Japan National
Tourism Organization
日本政府観光局



To download PDF

In collaboration with
Tourist Information Centers in the area

 **Japan.**
Endless
Discovery.

Access:
By Air:

From	To	Operated by	Approx. Travel Time	Access to Downtown
Haneda (Tokyo)	Oita	JAL, ANA, SNJ	1 hr. 35 min.	[To Oita Sta.] - By Airport Bus 60 min. ¥1,550
Itami (Osaka)		ANA, JAL	55 min.	
Chubu (Nagoya)		ANA	1 hr. 10 min.	

Oita Airport <https://www.oita-airport.jp/en/>

Access from main airports in Kyushu (by bus)

From	To	Approx. Travel Time	Price
Fukuoka Airport	Yufuin, Beppu, Hita	1hr. 30min. – 2hrs. 30min.	¥1,830 – ¥3,250
Kumamoto Airport	Oita (via Aso, Bungotaketa)	3 hrs.	¥3,360
Kitakyushu Airport	Kusami Sta. (JR Nippo Line)	20 min.	¥420

By Train (JR):

From	To	By	Approx. Travel Time	Price*
Tokyo	Beppu	Tokaido, Sanyo Shinkansen “Nozomi” & Limited Express “Sonic” (change at Kokura)	6 hrs.	¥25,720
Shin-Osaka		Sanyo Shinkansen “Nozomi” or “Mizuho” & Limited Express “Sonic” (change at Kokura)	4 hrs. 20 min.	¥17,820
Hakata		Limited Express “Sonic”	2 hrs.	¥5,680
Kumamoto**		Kyushu Shinkansen “Sakura” & Limited Express “Sonic”	3 hrs. 15 min.	¥11,660

*Fare + express charge (with seat reservation, normal season).

**The operation of JR Hohi line (between Kumamoto and Oita) is partly suspended due to an earthquake. Please visit [JR Kyushu's website](#) for the updates.

By Bus:

From	To	Approx. Travel Time	Price	Ticketing & Operator
Kyoto	Kitahama (Beppu)	12 hrs. 25min.	¥10,300	“Sorin” by Kintetsu Bus, Oita Bus, Oita Kotsu Bus and Kamenoi Bus <u>@BUS DE</u>
Osaka		10 hrs. 30min.	¥9,800	
Sannomiya (Kobe)		9 hrs. 40min.	¥9,300	

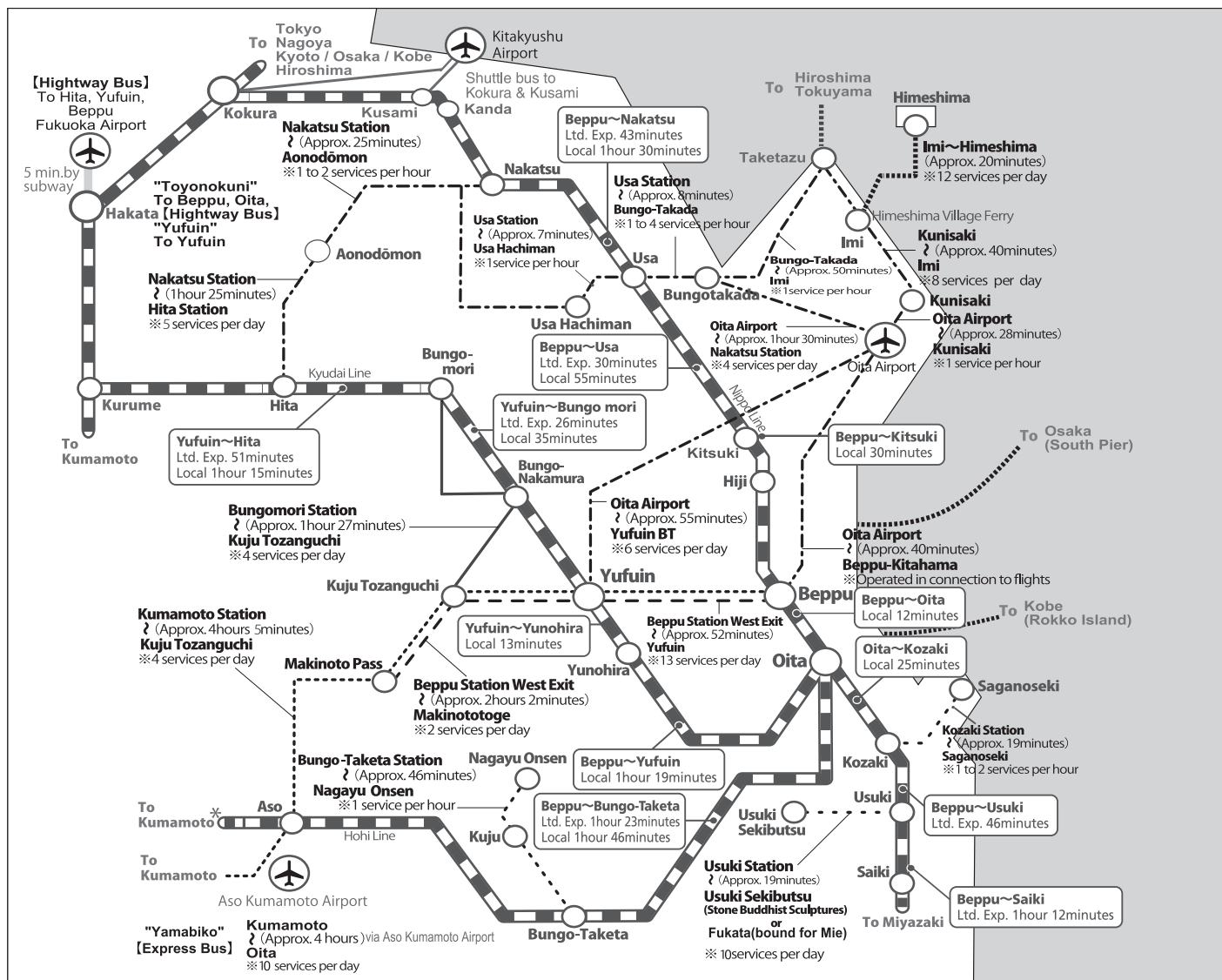
*Reservation required.

[Note] Frequent intercity bus services are provided between major cities in Kyushu.
• SUNQ PASS: 3 or 4 days unlimited ride ticket on almost all highway and local buses within Kyushu.
<http://www.sunqpass.jp/english/index.shtml>

By Ferry

From	To	Approx. Travel Time	Price	Ticketing & Operator
Osaka-Nanko	Beppu	11 hrs. 50 min.	From ¥11,410	<u>Ferry Sunflower</u>
Kobe	Oita	11 hrs. 20 min.		

*See p. 9 for admission and opening times.



*Train operations are suspended between Higo-ozu Sta. and Aso Sta. on JR Hoho line due to an earthquake. Please visit [JR Kyushu's website](http://www.jrkyushu.co.jp) for the updates.

Legend

	JR		Kyushu Sangyo Kotsu Bus
	Kamenoi Bus		Hita Bus
	Oita Kotsu Bus		Oita Bus (Kyusinkotsu)

BEPPU

Beppu (別府) is the largest hot spring resort in western Japan with Mts. Tsurumi and Yufu as a backdrop facing Beppu Bay. Beppu extends in a semi-circle around the district between Kamegawa in the north and the foot of Mt. Takasaki in the

south. Its hot springs yield more than 100,000 kl. of hot water daily, boiling up from as many as 3,000 different sources.

Beppu Foreign Tourist Information Office:

<http://english.beppu-navi.jp/>

Discount Bus Tickets for Kamenoi Bus (亀の井バス割引切符)

Unlimited bus rides in Beppu and its vicinity, covering major tourist spots like Beppu Sta., Tsurumidake Ropeway, hot spring ponds, Beppu Port, Beach Sand Bath, and Suginoi Palace. The following three kinds of bus passes available at several places including Beppu City Tourist Information at JR Beppu Sta., Yufuin Bus Center.

- One-day Mini Pass (ミニパス 1日): ¥900. (within the city, including ropeway)
- One-day Wide Pass (ワイドパス 1日): ¥1,600. (for the city and vicinity including Yufuin)
- Two-day Wide Pass (ワイドパス 2日): ¥2,400. (same as the one-day wide pass)

The city of Beppu is famous for its rich natural resources and boasts eight famous hot spring areas: Beppu, Kannawa, Kankaiji, Myoban, Kamegawa, Shibaseki, Horita and Hamawaki. The hot-spring water in each area is celebrated for its unique color, scent and health benefits. Visiting all eight areas and sampling the variety of bathing experiences is a treat for the senses.

Places of Interest:

The Eight "Hells" (別府地獄) or Eight Jigoku, are clustered around Kannawa, 20 min. by bus from Beppu Sta. These exhilarating hot spring sites are natural wonders that shouldn't be

missed. Each Jigoku is distinctive, with billowing steam, spewing hot clay mud or gushing high temperature hot water, rich with iron oxide. The hellish spectacle fills visitors with admiration for the power of the Earth. The largest of the boiling "hells" is the "Umi (Sea) Jigoku", so called because of its azure color. It is said to be 200 meters-deep, with a temperature of 98°C.

Jigoku ("Hell") Tour (地獄めぐり): General admission tickets for the eight "hells" (¥2,000) are economical if you plan to visit more than five "hells". Individual admission: ¥400.

Jigoku Mushi Kobo Kannawa (地獄蒸し工房・鉄輪): "Jigoku

*See p. 9 for admission and opening times.

Mushi” (literally “hell-steaming”) is an unusual cooking method found in Beppu. Jigoku Mushi Kobo features an interesting hands-on workshop where you can cook food yourself in the searing onsen steam. Open: 9:00–21:00 (enter by 20:00). Charge for steaming pot: ¥550.

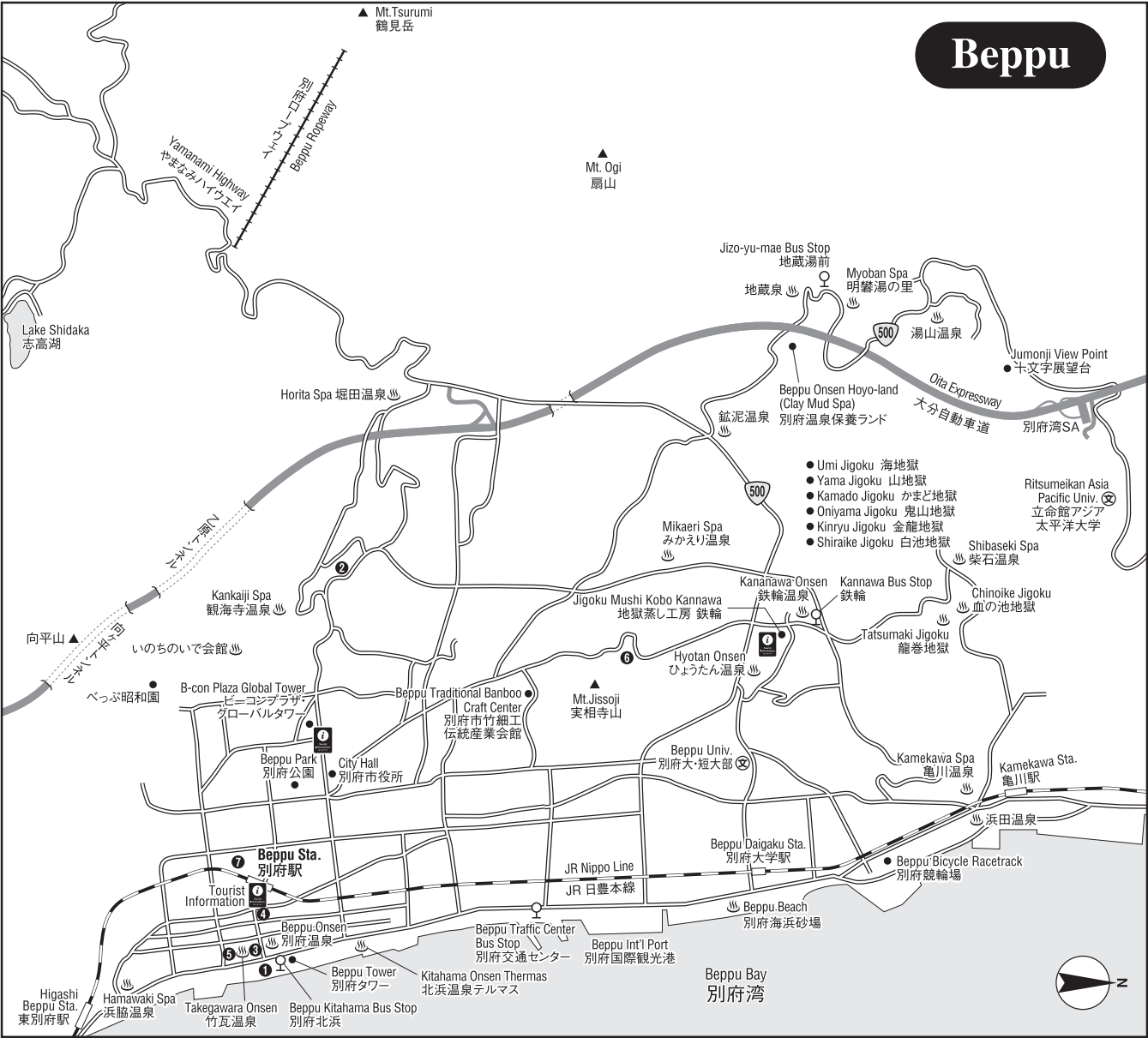
Hyotan Onsen (ひょうたん温泉): This facility has been awarded three stars by the Michelin Guide. You can enjoy a sand bath, open-air bath, steam bath and family bath (private bath).

⑥**Kitahama Onsen Termas** (北浜温泉テルマス) is 5 min. by bus from JR Beppu Sta. You can enjoy this hot spring while wearing swimwear. Open: 10:00–22:00. Closed: Thu. (or the following day after the holiday when Mon. falls on a national holiday) Admission: ¥520. Rental: bath towel, ¥100–, swimwear, ¥150 for men and ¥210 for women.

Beppu City Traditional Bamboo Craft Center (別府市竹細工伝統産業会館) is adjacent to Jissoji Central Park. The center exhibits fine works of woven bamboo, which have been important handicrafts in the city for hundreds of years. In the

halls, you can see exquisite bamboo works such as traditional utensils and pieces of contemporary-designed furniture. Hours: 8:30–17:00. Closed: Mon. (or the following day after the holiday when Mon. falls on a national holiday) Admission: ¥310.

Mt. Tsurumi (鶴見岳) rises to a height of 1,375 m. and is a pleasant place for an excursion away from the city. A 10 min. ropeway ride whisks you up to the top, where a stunning view of the bay and Beppu city awaits. Each season reveals different aspects of the beauty of the mountain’s natural environment, fabulously flowered in spring, rich with lush trees in summer, covered with red-tinted leaves in autumn and coated with white frost in winter. Round-trip ticket: ¥1,600. Hours: 9:00–17:30 (–17:00 in winter)



Numbers ①–⑦ correspond to those in the Accommodations list on page 4/9.

Accommodations:

Accommodation numbers correspond to the map on page 2/5 & 4/5.

Name of Facility	Tel.	Fax.	Room rate (¥)	Name of Facility	Tel.	Fax.	Room rate (¥)
Beppu:							
① Beppu Seifu (R)	(0570) 050-268	—	¥	⑤ Nogami Honkan (R)	(0977) 22-1334	(0977) 22-1336	¥
② Suginoi Hotel (R)	(0977) 24-1141	(0977) 78-8888	¥¥¥	⑥ Hotel Fugetsu Hammond (H)	(0977) 66-4141	(0977) 66-1232	¥¥
③ Hotel New Tsuruta (R)	(0977) 22-1110	(0977) 21-1019	¥	⑦ Kamenoi Hotel (H)	(0977) 22-3301	(0977) 21-1232	¥
④ Minshuku Kokage (M)	(0977) 23-1753	(0977) 23-3895	¥				

Remarks: Rate per person.
①-⑦ correspond to those on the maps on pages 2/5 & 4/5.
H = Hotel
R = Ryokan
M = Minshuku (family-run inn)

¥¥¥ = more than 15,000 yen
¥¥ = 8,001 yen – 15,000 yen
¥ = 8,000 yen or less
* Standard basis rate
(no meals, taxes included)

YUFUIN

Yufuin (湯布院), 1 hr. by bus or by limited express train from Beppu, is the general name for a dozen hot springs scattered in a basin along Yufu River. Mt. Yufu known as “Bungo Fuji” is located to the north of the basin. Long-established inns, smart-looking small inns called “pension” (family type inns in Japan),

unique art museums, small galleries, sophisticated restaurants and coffee shops mingle together in there, giving the area an attractive atmosphere.

Yufuin Onsen tourism Association: <http://www.yufuin.gr.jp/>

Access:

By Train:

From	To	By	Approx. Travel Time	Price*
Hakata (Fukuoka)	Yufuin	JR limited Express “Yufu” or “Yufuin-no-mori”	2 hrs.	¥ 4,640
Oita			45 min.	¥ 2,110

*Fare + express charge (with seat reservation, normal season)

The local trains from Oita are also available. Fare(one-way): ¥910.

Time schedule and fare may change by seasons. Please check in advance. JR Kyushu: <http://www.jrkyushu.co.jp/english/index.html>

By Bus from Beppu city:

From	To	Approx. Travel Time	Price	Ticketing & Operator
JR Beppu Sta. West Exit	Yufu Bus Center	1 hr. 10 min.	¥ 940	“Yufurin” by Kamenoi Bus

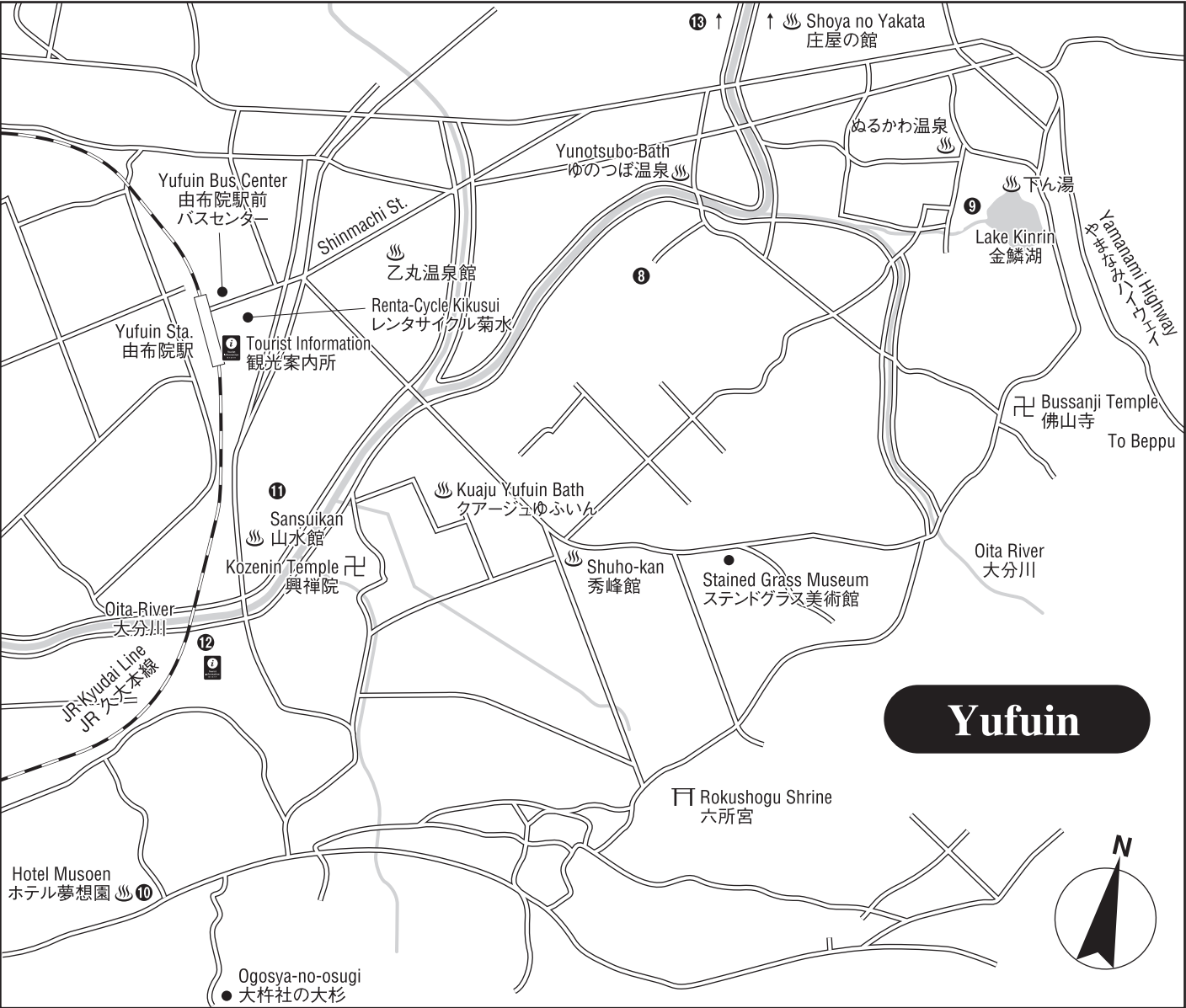
Places of Interest:

Yunotsubo Street (湯の坪街道), is a bustling spot packed with souvenir shops and restaurants. Stroll around and find your favorites. The street leads toward Lake Kinrin.

Lake Kinrin (金鱗湖), a 25 min. walk from Yufuin Sta., is a small lake with clear waters that well up from a hot spring. A fantasy-like mist rises from the warm waters in the silent morning air. The effect is most pronounced in autumn and winter.

The big cedar of Ogosha Shrine (大杵社の大杉), is about a 35 min. walk from Yufuin Sta. It’s a huge tree, 35 m. tall and 13.5 m. around, and is said to be more than 1000 years old. There’s a large hollow in its trunk.

Annual Events:
Late Aug.: Yufuin Film Festival (湯布院映画祭)
Oct.: Beef-Eating & Shouting Contest (牛喰い絶叫大会)



Numbers 8 – 13 correspond to those in the Accommodations list below.

Accommodations:

Name of Facility	Tel.	Fax.	Room rate (¥)	Name of Facility	Tel.	Fax.	Room rate (¥)
Yufuin:							
8 Tamanoyu Ryokan (R)	(0977) 84-2158	(0977) 85-4179	¥¥¥	11 Pension Yufuin (P)	(0977) 85-3311	—	¥
9 Kamenoi Besso (R)	(0977) 84-3166	(0977) 84-2356	¥¥¥	12 Minshuku Hasuwa (M)	(0977) 85-5199	(0977) 85-4804	¥
10 Hotel Musoen (R)	(0977) 84-2171	(0977) 85-4281	¥¥¥	13 Yufuin Country Road Youth Hostel (Y)	(0977) 84-3734	—	¥

Remarks:

Rate per person.
1–13 correspond to those on the maps on pages 2/5 & 4/5.
H = Hotel
R = Ryokan
Y = Youth Hostel
P = Pension
M = Minshuku (family-run inn)

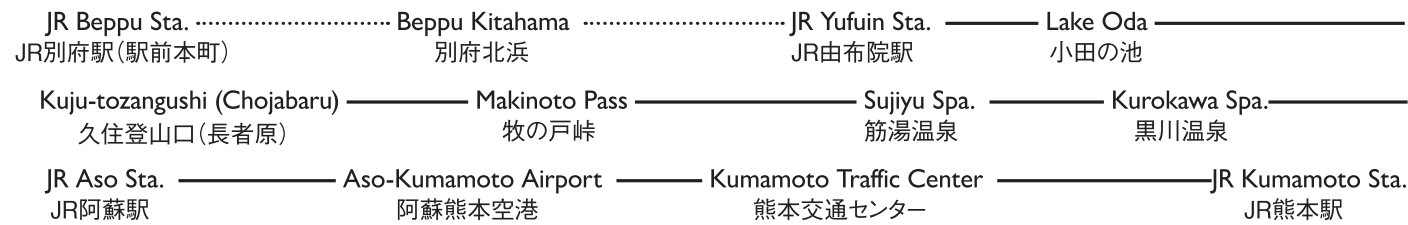
¥¥¥ = more than 15,000 yen
¥¥ = 8,001 yen – 15,000 yen
¥ = 8,000 yen or less
* Standard basis rate
(no meals, taxes included)

YAMANAMI HIGHWAY

The 300 km Trans-Kyushu Highway links Beppu with Kumamoto via Mt. Aso and continues on to Nagasaki. A toll road between Beppu and Mt. Aso, called “Yamanami Highway,” threads its way through the Kuju and Aso Mountain ranges, the backbone of

Kyushu. Passengers can enjoy the beautiful mountain scenery along the route. The “Trans-Kyushu Highway” sightseeing buses are operated regularly by Kyushu Sanko Bus Co. Ltd.

“Trans-Kyushu” Sightseeing Bus Route (main bus stop only):



Reservation required. Kyushu Sangyo Kotsu: <https://www.kyusanko.co.jp/sankobus/english/>

KITSUKI

Kitsuki (杵築) is a small historic town with a castle beside the sea. It features the historic scenery that you can imagine would be in an old Japanese town! Kitsuki prospered as a castle town with an income of 32,000 *koku* (units of rice production) in the Edo era (1603–1868), when it belonged to the Matsudaira clan, who were the feudal lords of Kitsuki. It has been the focal point of Kunisaki Peninsula for a long time. It is blessed with abundant

nature, surrounded by the sea and mountains, and Kitsuki Castle still faces the town from its hilltop. Several samurai residences still exist on the hills north and south of the castle, and there is a street of merchant houses in the town.
Kitsuki Tourism Organization: <https://www.kit-suki.com/>

Access:

From	To	By	Approx. Travel Time	Price
Beppu Sta.	JR Kitsuki Sta.	JR Nippo Line (Local)	30 min.	¥480

Places of Interest:

Kimono Rental at Waraku-an (和楽庵): Located in the samurai residence “Nakane-tei (中根邸)” on South Hill. Kitsuki received Japan’s first certificate as a “Historic Cityscape with Kimono.” Waraku-an provides a kimono rental service. The service is ¥3,000–; tabi kimono socks are an additional ¥100. Open: 10:00–16:00; inquiries until 14:00. If you go sightseeing in a kimono in Kitsuki, entrance is free of charge at seven facilities (Kitsuki Castle, five samurai residences, an one museum).

Sightseeing Bus Route:

“Kunisaki course” operated by Oita Kotsu. <http://www.oitakotsu.co.jp/1day/> *Reservation basis.
Fare: ¥5,150 from Beppu / ¥5,700 from Oita.

JR Oita Sta. JR Beppu Sta. Beppu Kitahama Beppu traffic center Hiji JR Usa Sta.
(8:50) (9:15) (9:20) (9:25) (9:40) (10:15)

..... Usa-jingu Shrine Fukiji Temple Maki Odo Temple..... Kumano Magaibutsu Buddha Statue

Futagoji Temple Oita Airport Beppu traffic center Beppu Kitahara JR Beppu Sta. JR Oita Sta.
(16:00) (16:55) (17:00) (17:05) (17:30)

NORTHERN OITA

Places To Go:

- ⑦ **Oita Trapist Monastery** (大分トラピスト修道院) is 45 min. by bus from JR Beppu Sta., near African Safari Park. It is located in Hiji (日出) town. It is said that St. Francis Xavier, the first person to preach Christianity in Japan, landed at Hiji. Thus, like Nagasaki, this town is regarded as being very important in the history of Japanese Christianity. The Monastery has a relic of St. Francis Xavier. Open: 9:00–16:15. (Mon.–Sta.), 9:30–16:15 (Sun.)
- ⑧ **African Safari Park** (アフリカンサファリ) is located in Usa City, 50 min. by bus from JR Beppu Sta. Approximately, 1,400 wild animals of 70 species live in this natural wildlife park. Take a jungle bus to feed the wild animals and them up close in natural surroundings. Open: 9:00–16:30 (Mar.–Oct.), 10:00–16:00 (Nov.–Feb.) Admission: ¥2,600.
- ⑨ **Ajimu Green Tourism Farm Stay** (安心院グリーンツーリズム) The farming families welcome travelers as if they were their own family. As a member of your farm home-stay family, you can help

- out with cooking and farm chores, and hopefully gain a “second home-town.” <http://www.ajimu-gt.jp/>
- ⑩ **Ajimu Winery** (安心院葡萄酒工房) is located in Usa City. This winery makes wine from local Ajimu grapes. Wine tasting is available at the shop. Open: 9:00–16:00. Closed: Tue.
- ⑪ **Usa Shrine** (宇佐神宮) located in Usa City, 10 min. by bus from JR Usa Sta., and 56 min. by bus from Oita Airport. Usa Shrine is the head shrine of approximately 40,000 Hachiman Shrines in Japan. The main hall of shrine is a National Treasure. Open: 5:30–19:00 (Apr.–Sep.), 6:00–19:00 (Oct.–Mar.)
- ⑫ **Oita Prefectural Museum of History** (大分県立歴史博物館) 5 min. by car from JR Yanagigaura Sta. or from Usa Shrine. Its collection features exhibits on the Usuki-sekibutsu stone Buddha carvings, Fujiki Temple, and ancient tomb. Open: 9:00–17:00. Closed: Mon. (or the follwing day after the holiday when Mon. falls on a national holiday), and from Dec. 28–Jan. 4. Admission: ¥310.

OITA

The city of Oita has a total area of 501.25 km². It has a population of 478,574 (Oct. 2019). The city is within walking distance of the great outdoors, and throughout the four seasons

you can enjoy mountains like Mt. Takasaki, Mt. Kurokui, and Mt. Rei, the hilly area and forests overlooking the city, and the abundant waters of the Oita river and the Ono river.

Access:

By Train (JR):

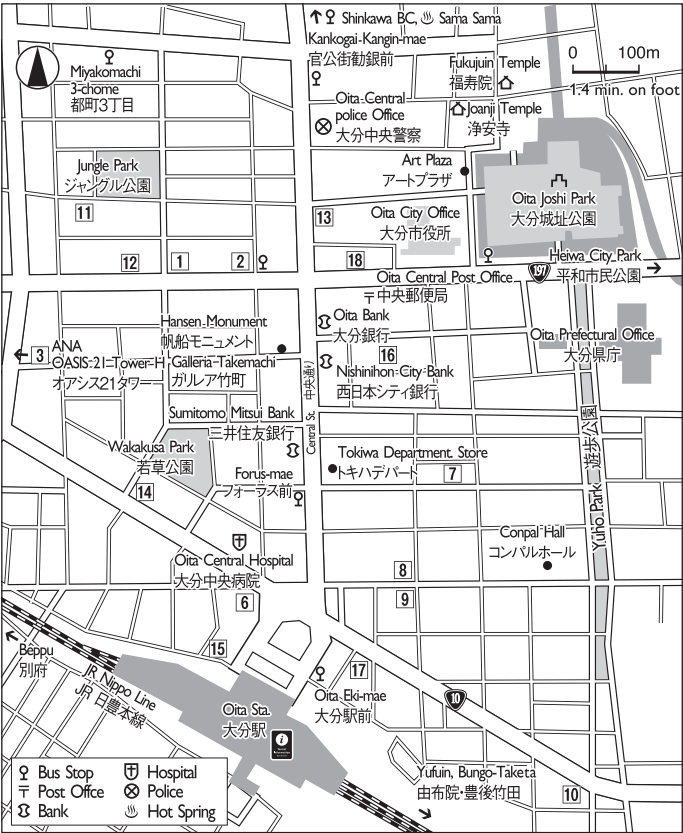
From	To	By	Approx. Travel Time	Price
Beppu	Oita	Limited Express “Sonic”	10 min.	¥1,120*
		Nippo Line (Local)	15 min.	¥280

*Fare + express charge (with seat reservation, normal season)

Places To Go:

① – ⑤ correspond to those on the map on page 9/9.

- ① **Oita Municipal Art Museum** (大分市美術館) is 15 min. by bus from JR Oita Sta. Located in a vast park on Ueno Hill, the earth colored museum has a collection of about 1,800 works produced by artists who have a connection with Oita. The Spanish restaurant in the museum has a great view of Oita City. Open: 10:00–18:00. Closed: Mon. (or the follwing day after the holiday when Mon. falls on a national holiday) Admission: ¥310.
- ② **Oita Marine Palace Aquarium “Umitamago”** (大分マリンパレス水族館 “うみたまご”) 25 min. by bus from JR Oita Sta. The main attraction is its great walkaround-style water tank with a circumference of 61 m and a water volume of 230 tons. Many kinds of large fish are moving around comfortably in the tank. Don’t miss the sea otter show. Open: 9:00–18:00 (Mar–Oct), –17:00 (Nov–Feb). Admission: ¥2,200.
- ③ **Oita-joshi Park** (大分城址公園) 10 min. walk from JR Oita Sta. Oita Castle was built in 1599. Most of its structure were destroyed by the great fire in 1743. But the moat and stone walls remain and now turned into a recreation and relaxation space for the citizens. It is also famous for its cherry blossoms.



*See p. 9 for admission and opening times.

④ Oita City Historical Museum (大分歴史資料館)

2 min. walk from Bungo-Kokubu Sta. which is 15 min. by train on JR Kyudai line from Oita. Sta., exhibits valuable materials and records from ancient period to Edo period related to history and culture of Oita district. Open: 9:00–17:00. Closed: Mon. (or the following day after the holiday when Mon. falls on a national holiday), & Dec. 28–Jan.4. Admission: ¥210

⑤ Mt. Takasaki (高崎山) and Takasakiyama Nature Park

(高崎山自然動物園) are located in the west of the city, 20 min. by bus from JR Oita Sta. The area is the famous habitat of about 1,200 wild Japanese monkeys who live in a forest on the steep slope of Mt. Takasaki at a height of 628 m. You can watch their amusing antics in the feeding area. Open: 8:30–17:00. Admission: ¥520.

Accommodations:

Name of facilities	Tel.	Room rate (¥)	Name of facilities	Tel.	Room rate (¥)
Oita:					
① Oita Ariston Hotel (H)	(097)534-8811	¥	⑩ Hotel Kudo Oita (BH)	(097)532-3981	¥
② Hokke Club Oita (BH)	(097)532-1121	¥	⑪ Hotel Zaaz Oita(H)	(097)535-1000	¥
③ Oita OASIS Tower Hotel (H)	(097)533-4411	¥	⑫ Green Rich Hotel Oita-miyako-cho (BH)	(097)535-2525	¥
④ a. Suehiro Hotel (BH)	(097)558-3311	¥	⑬ Daiwa Roynet Hotel (BH)	(097)535-0022	¥
⑤ Rembrant Hotel Oita (H)	(097)545-1040	¥¥	⑭ Hotel New Gaea Oita-ekimae (BH)	(097)537-1221	¥
⑥ Green Rich Oita Ekimae (BH)	(097)573-3333	¥	⑮ Business Hotel Sato (BH)	(097)532-3460	¥
⑦ Oita Century Hotel (H)	(097)536-2777	¥¥	⑯ Hotel Area One Oita (H)	(097)537-8878	¥¥
⑧ Oita Regal Hotel (H)	(097)536-3000	¥	⑰ Comodo Hotel (BH)	(097)514-4000	¥
⑨ Toyoko Inn Oitaeki-mae	(097)534-1045	¥¥	⑱ HOTEL MYSTAYS Oita	(097)514-4055	¥

Remarks:

Rate per person. ① – ⑱ correspond to those on the map on page 7/9.

H = Hotel

BH = Business Hotel

M = Minshuku (family-run inn)

Y = Youth Hostel

¥¥¥ = more than 15,000 yen

¥¥ = 8,001 yen – 15,000 yen

¥ = 8,000 yen or less

* Standard basis rate
(no meals, taxes included)

USUKI

Usuki (臼杵) was the castle town of Sorin Otomo, a feudal lord in 16th century who is famous for converting to Christianity. In his time, the town thrived as a port of trade with Portugal. Some traditional former samurai residences can still be seen, evoking an image old Japan.

Usuki Stone Buddhas (臼杵の石仏), said to be sculptured in the 8–12th centuries, are designated as National Treasures. About 60 Buddha statues are divided into groups, standing in rows at the bottom of the mountain's rock wall.

Usuki Tourism Information Association:

<http://www.usuki-kanko.com/>

Access:

By Train (JR):

From	To	By	Approx. Travel Time	Price
Beppu	Usuki	Limited Express "Sonic" & Limited Express "Nichirin" (change at Oita)	45 min.	¥2,110

Ono-Takeda Bus from Usuki Sta. to Usuki-no-Sekibutsu, takes 20 min. One way, ¥310. Frequency: 4-5 / a day.

Bicycle rental: A bicycle is convenient for getting to Usuki Stone Buddhas. Bicycles are available at JR Usuki Sta. (Free of charge)

Annual Events:

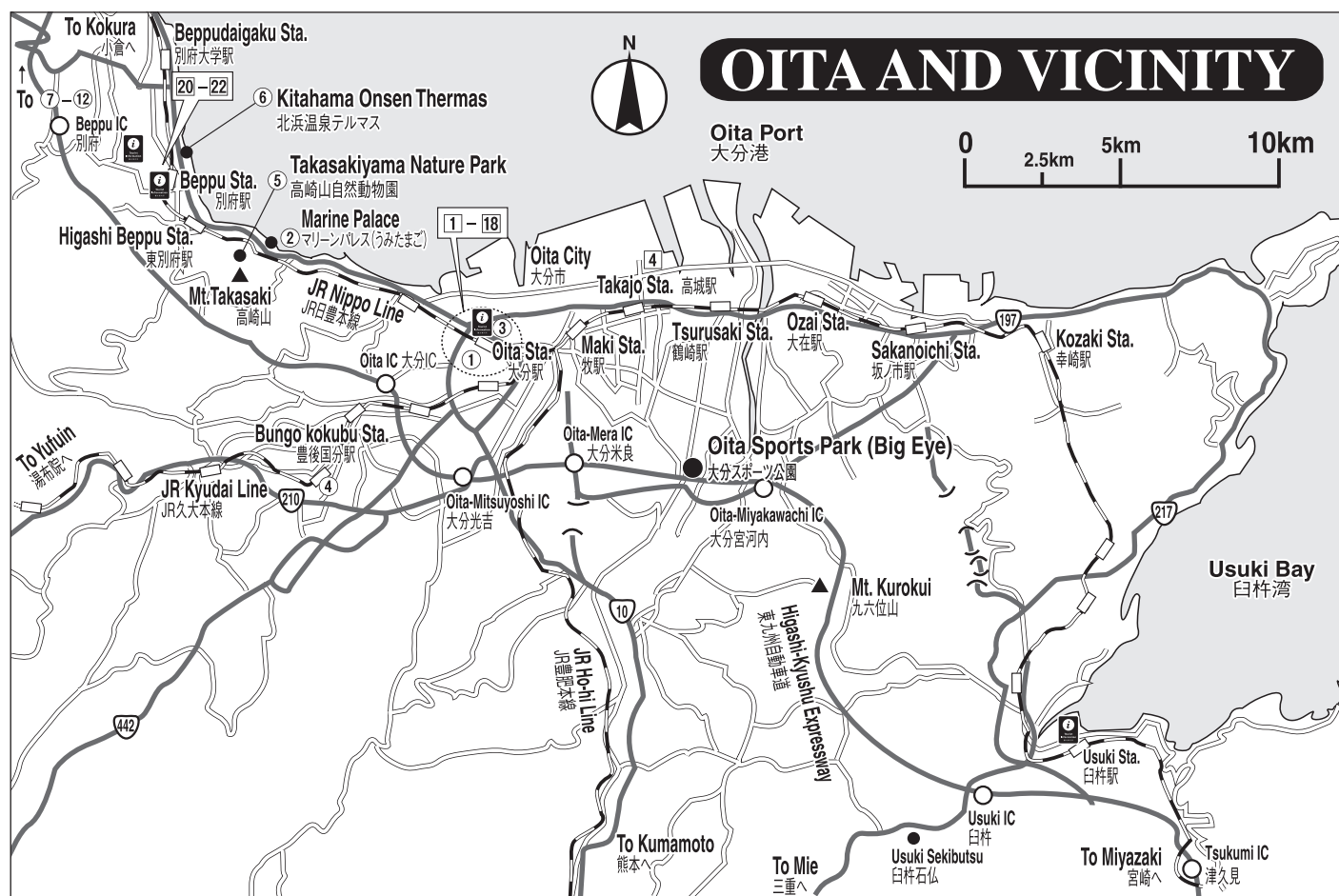
Late Mar. to early Apr.: Cherry Blossom Festival (さくら祭)

Second Sun. in Jul.: Usuki Gion Festival (臼杵祇園)

1 week from Aug. 28: Usuki Stone Buddha Fire Festival (石仏火まつり)

[Good to know] Admission and opening times at tourist attractions:

- Last entry to the most of attractions is 30 min. before the closing time.
- In general, if their weekly closing day (most are on Mon.) falls on a national holiday, they are open on the day and are closed on the following day after the holiday(s).
- Most are closed throughout / a part of New Year holiday period (especially Dec. 29–Jan. 3).
- Please visit the official website of each place / your nearest tourist information center for the updates.



① - 22 correspond to those in the accommodations list on page 8/9. ① - 12 correspond to those on pages 3/9, 7/9, 8/9.

Japan Official Travel App

Download on the App Store

GET IT ON Google Play

JNTO TIC (Tourist Information Center)

TIC of Japan National Tourism Organization is your helping hand while in Japan. Its main services are providing travel information and free literature on Japan such as tourist spots, transportation, and suggesting tour itineraries, etc.

1F, Shin-Tokyo Bldg., 3-3-1 Marunouchi, Chiyoda-ku, Tokyo 100-0005 Tel. 03-3201-3331 (in Japan)
Open daily from 9:00 to 18:00 (Closed on Jan. 1)
<https://www.japan.travel/en/plan/tic/>



Goodwill Guide Groups offer tourists from overseas local tours guided in English or other languages. The guides are registered with JNTO and display the badge shown. As they are volunteers, there is no charge for their service. You are only expected to pay for their transportation, admission to tourist facilities if you visit any and their meals if you eat with them.

JNTO Website

<https://www.japan.travel/en/plan/list-of-volunteer-guides/>



TOURIST INFORMATION in the area

JR Beppu Station Information:

12-13 Ekimae-cho, Beppu City, Oita
Hours: 8:30-17:00.

Tel. (0977) 21-6220

Yufuin Tourist Information Counter (next to JR Yufuin Sta.):

8-5 Kawakita, Yufuin-cho, Yufu City, Oita
Hours: 9:00-19:00.

Tel. (0977) 84-2446

Oita City Tourist Information Center (JR Oita Sta.):

1-1 Kanamemachi, Oita City, Oita
Hours: 8:30-19:00 (-17:00 from Dec. 31 - Jan. 2).

Tel. (097) 532-0723

To find other Tourist Information Centers, visit <https://tic.jnto.go.jp/>



JNTO Website: <https://www.jnto.go.jp>

All information, including transportation schedules, fares, prices and accommodation charges which is contained in this leaflet is based on data as of November 2019, and is subject to change without notice. While every effort is made to ensure the accuracy of all information, regrettably errors do occasionally occur. Therefore, you should check with organizations concerned for updated and accurate information on your chosen destination. JNTO shall not be liable for any loss or damage of whatever nature that may arise as a result, directly or indirectly, from the use of any of the information or material contained in this leaflet.

© 2019 Japan National Tourism Organization. All rights reserved. Reproduction in whole or in part without written permission is prohibited.

Printed in Japan