

## Practical Travel Guide - 402

# TATEYAMA-KUROBE ALPINE ROUTE and GOKAYAMA



Japan National  
Tourism Organization  
日本政府観光局



To download PDF

In collaboration with  
Tourist Information Centers in the area



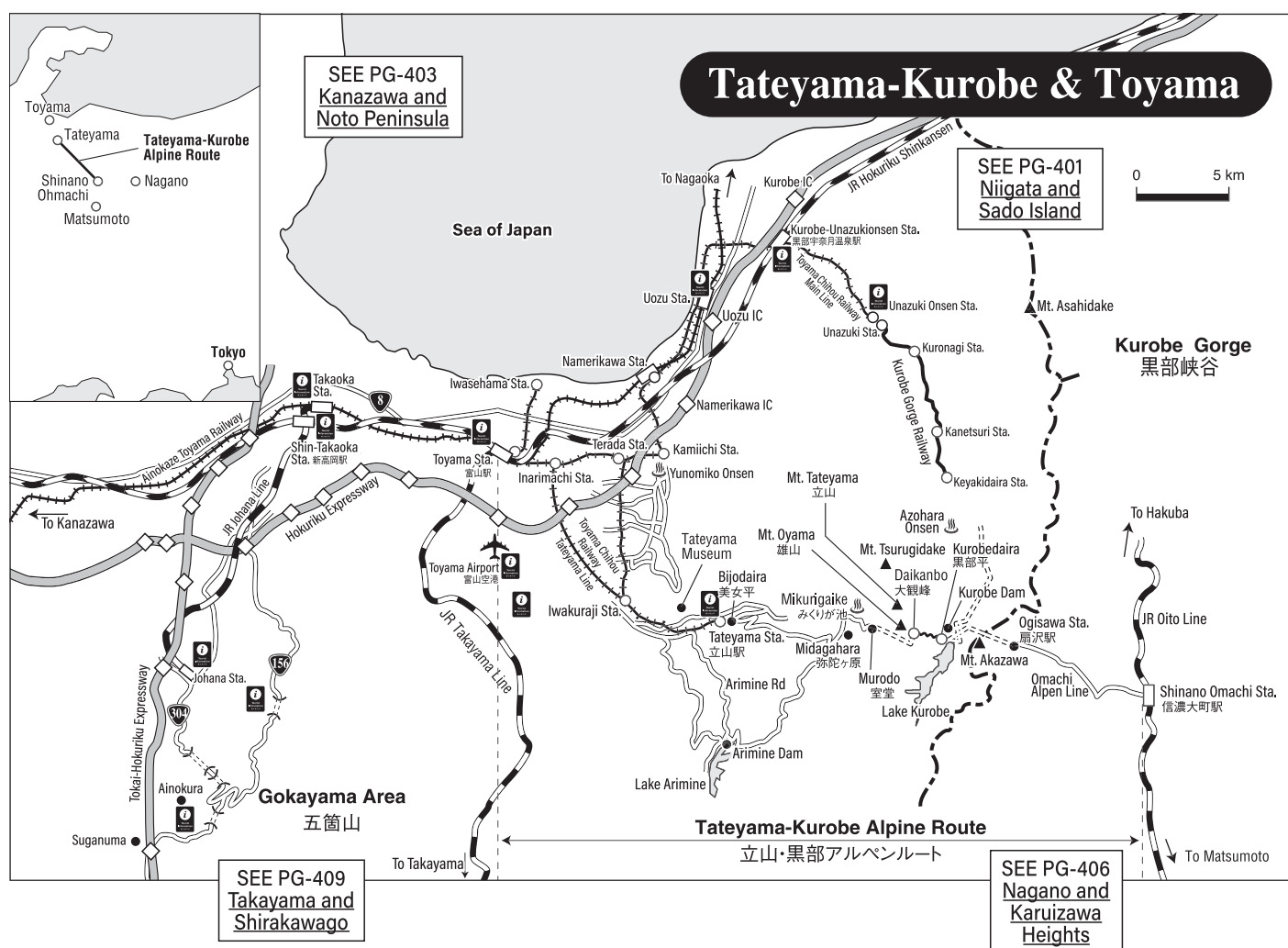
## Tateyama-Kurobe Alpine Route (立山黒部アルペンルート)

The route for crossing the Northern Japan Alps by various means of transportation between Shinano-Omachi and Toyama takes about 8 hrs. to look around. You can enjoy the alpine nature without heavy climbing equipment. Sneakers, a rainwear and a cold weather outfit are necessary. The whole transportation network is operated only from mid Apr. to late Nov. The peak period are summer and the season of autumnal leaves (late Sep. thru late Oct.).

For more information: <http://www.alpen-route.com/en>

## Gokayama (五箇山)

Nestled along the deep gorge of the Sho river. 29 of total 60 Gassho-zukuri houses, located in two hamlets of Suganuma and Ainokura (see page 3/4), have been well preserved and form part of UNESCO's World Heritage Site with Shirakawago village in the south.



## Useful Passes for visitors

[Bound for Tateyama-Kurobe Alpine Route] Combined tickets are useful if you start your trip from Tokyo/Nagoya.

Please note that these tickets can be purchased by the day before use.

<https://www.alpen-route.com/en/courses/>

[Bound for Gokayama] "The World Heritage Bus" (世界遺産バス) connects Takaoka/Shin-takaoka Sta., Johana Sta., Gokayama and Shirakawago. Also, economical passes are provided for major sections.

<http://www.kaetsunou.co.jp/company/sekaisan/>

[The city of Toyama and Kurobe Gorge] Toyama Chihou Railway provides open passes for trams, buses and railways.

<https://www.chitetsu.co.jp/english/>

Access: Shinano-Omachi and Toyama are gateways to the Tateyama-Kurobe Alpine Route

To Shinano-Omachi:

From	To	By	Approx. Travel Time	Price
Shinjuku Sta. (Tokyo)	Shinano-Omachi Sta.	JR Limited Express “Azusa” (1 service/day)	3 hrs. 10 min.	¥ 7,390*
Shinjuku Sta.	Matsumoto Sta./BT	JR Limited Express “Azusa”	2 hrs. 35 min.	¥ 6,620*
Shinjuku BT		Express bus★	3 hrs. 15 min.	¥ 3,800**
Matsumoto Sta.	Shinano-Omachi Sta.	JR Limited Express “Azusa”	35 min.	¥ 1,440*
Shinjuku BT		Express bus★	4 hrs. 10 min.	¥ 4,600**
Tokyo Sta.	Nagano Sta.	JR Hokuriku Shinkansen “Kagayaki”	1 hr. 25 min.	¥ 8,340*
Shin-Osaka Sta.	Nagoya Sta.	JR Tokaido Shinkansen “Nozomi”	4 hrs. 30 min.	¥ 12,010*
Nagoya Sta.	Nagano Sta.	JR Limited Express “Wide View Shinano”		
Nagano BT	Shinano-Omachi Sta.	Express bus	1 hr. 20 min.	¥ 2,300
Hankyu-Umeda BT (Osaka)	Shinano-Omachi Sta.	Express bus★★	7 hrs. 10 min.	¥ 8,400**

\*Fare + express charge (with seat reservation, normal season).

\*\*The price may vary depending on your departure date & time.

To Toyama:

From	To	By	Approx. Travel Time	Price
Tokyo Sta.	Toyama Sta.	JR Hokuriku Shinkansen “Kagayaki”	2 hrs. 15 min.	¥12,960*
Haneda Airport (Tokyo)	Toyama Airport	Airplane (ANA)	1 hr.	—
Shinjuku BT	Toyama Sta.	Express bus ★★★	6 hrs. 25 min.	¥4,600-8,400**
Osaka Sta.	Kanazawa Sta.	JR Limited Express “Thunder Bird”	4 hrs. 10 min.	¥9,590*
Kanazawa Sta.	Toyama Sta.	JR Hokuriku Shinkansen “Kagayaki”		
Hankyu-Umeda BT (Osaka)	Toyama Sta	Express bus★★	5 hrs. 35 min.	¥5,600-6,500**

★ Reservation required: [highwaybus.com](https://www.highwaybus.com)

★★ Reservation required: Hankyu Highway Bus Tel (06)6866-3147

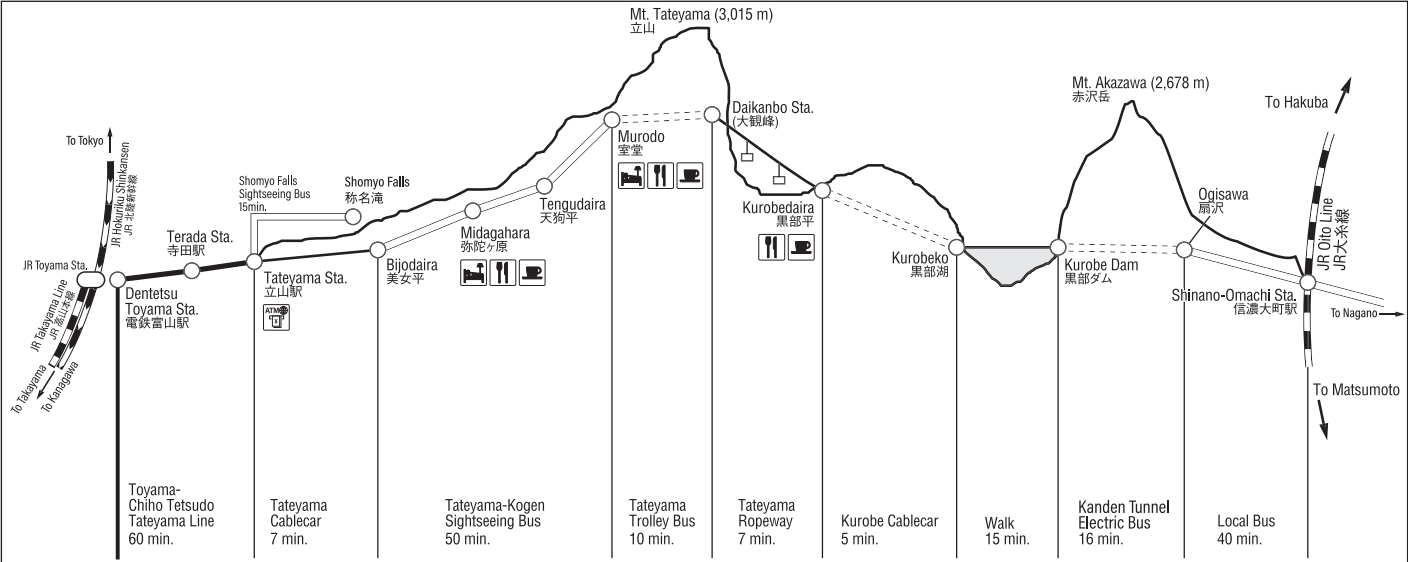
★★★ Reservation required: [Japan bus online](https://www.japanbusonline.com)

\*Fare + express charge (with seat reservation, normal season).

\*\*The price may vary depending on your departure date & time.

BT = Bus Terminal

Tateyama-Kurobe Alpine Route (about 8 hrs. one-way)



[Note] Private vehicles are prohibited between Tateyama Sta. and Ogisawa Sta. as the Alpine Route is designated as a national park.

Temperature around Murodo

	Late-Apr.	Mid-May	Mid-Jun.	Mid-Jul.	Mid-Aug.	Mid-Sep.	Mid-Oct.	Early Nov.
Charm	Snow-walled-pass walk		Snow and Green		Alpine Flora		Crimson foliage	New Snow
Snow Wall Height (m) *	17	15	12	-	-	-	-	-
Average Temperature (°C) **	1	6	11	13	14	11	5	-2

\*Average snow wall height of past 10 years at “Yuki-no-otani” snow wall.

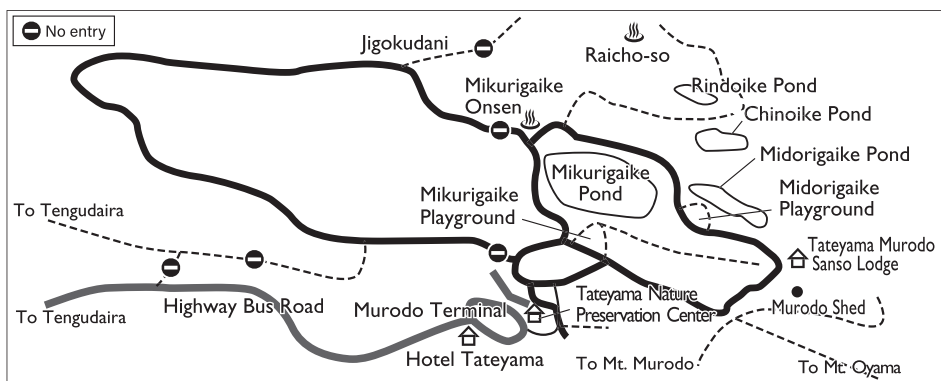
\*\*Average temperature in Murodo (2,450m).

## Recommended Walking Route

### Murododaira Hiking Route (室堂平周辺散策コース)(1 to 2-hour hike)

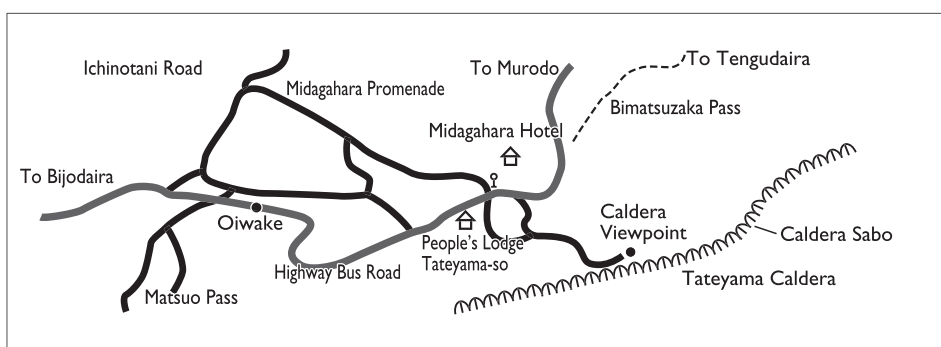
Located at the highest point of the Tateyama Kurobe Alpine Route, Murodo offers a choice of numerous hiking routes. The area around Murodo boasts many noteworthy sights, among them Mikurigaike Pond and Jigokudani Valley. In particular, views of the Tateyama Mountains reflected in the clear waters of Mikurigaike Pond are something that cannot be missed.

Jigokudani is still an active hot spring and water vapor also spouts out, therefore it is very dangerous. Do not enter Jigokudani as well as closed or outside of designated course to avoid accidents caused by volcanic gas. The route around Mikurigaike Pond takes about 1 hr. to hike. The route is closed from December until March. Watch your step as the walking trail is covered with snow in Spring and Autumn.



### Midagahara Hiking Route (弥陀ヶ原周辺散策コース)(1 or 2-hour hike)

Midagahara is an area of highlands and is 2,000 meters above sea level. Even the marsh is maintained as a promenade. A short course will take about 1 hr., and the long course will take about 2 hrs. Various wild flowers of the highlands can be seen in Jul. and Aug. You can enjoy the fall foliage in Oct.



## Other Places of Interest:

### Kurobe Gorge (黒部峡谷)

This is the route of the tramcar going through Kurobe Gorge from Unazuki to Keyakidaira. Along the line there are many places specializing in outdoor baths (Rotenburo) such as Kuronagi and Kanetsuri. From the tramcar called Kurobe Kyokoku Railways you can enjoy the panorama of the Northern Japan Alps.

Access: 1 hr. 45 min. from Dentetsu Toyama Sta. to Unazuki Onsen by Toyama Chiho Railways.

Fare: ¥1,880 (one-way) 5 min. walk from Unazuki Onsen Sta. to Unazuki Sta. of Kurobe Gorge Railways.

Kurobe Gorge Railways (黒部峡谷鉄道): Operated only from early May thru Nov. 30.

Fare (one-way): to Kanetsuri ¥1,410  
to Keyakidaira ¥1,980

During summer vacation and the season of autumnal foliage it's crowded and difficult to get tickets. Making reservations through travel agencies is recommended.

### Gokayama Area (五箇山)

Gokayama is a prefectural natural park located in the south western part of Toyama Prefecture. In this area there are many houses preserved in the classical Japanese country style dating from the 17th century. Its architectural style is called "Gassho-zukuri". The two hamlets of Suganuma and Ainokura, where these houses are concentrated, were designated by UNESCO as a World Heritage Site in 1995 along with Shirakawago, another Gassho-zukuri house hamlet several kilometers away from Gokayama.

#### •Suganuma (菅沼)

**Suganuma Gassho Shuraku** (菅沼合掌集落): A neighborhood of a group of 9 Gassho-zukuri houses.

**Gokayama Folklore Museum** (五箇山民俗館): A museum

of village daily life. This building is also a Gassho-zukuri house. Hours: 9:00–16:00. Closed: New Year holiday. Admission: ¥300.

#### •Nishiakao (西赤尾)

**The Iwase Residence** (岩瀬家): An Important Cultural Property. The largest Gassho-zukuri house in Gokayama. Hours: 8:00–17:00. Admission: ¥300.

#### •Ainokura (相倉)

**Ainokura Gassho Shuraku** (相倉合掌集落): A group of 20 Gassho-zukuri style houses.

**Ainokura Folk Museum** (相倉民俗館): A museum of folk culture such as sericulture, paper-making and traditional tools of daily life in two real Gassho-zukuri houses. You can also observe the structure from inside. Hours: 8:30–17:00. Admission: ¥300.

#### •Kaminashi (上梨)

**The Murakami Residence** (村上家): Important Cultural Property. Hours: 8:30–17:00. Closed: Wed. (except national holidays), New Year holiday. Admission: ¥300.

#### •Higashinakae (東中江)

**Gokayama Washi-no-Sato** (五箇山和紙の里): Gokayama is famous for its paper products. In this center you can watch a short video of paper-making process and try by yourself. Hours: 9:00–17:00 Closed: Dec. 29–Jan. 3. Paper-making: ¥700–.

#### •Toga Village (利賀村)

**Toga Meisou-no-Sato** (利賀瞑想の郷)

Having a theme of "healing and comfort," this facility was built as a symbol of friendship with Tukche Village in Nepal. It features a four-square-meter mandala and exhibits and sells Buddhist paintings, accessories imported from Nepal, and other items. Hours: 9:00–16:00. Closed: Wed. Admission: ¥600.

**Toga Arts Park of Toyama Prefecture** (富山県利賀芸術公園): World-known theater spot with Japan's first International Theatre Festival "Toga Festival" (1982–1999), by Tadashi Suzuki and his company SCOT. Celebrating the new

millennium, a new program Toga Summer Arts Program started in 2000, a project of performance, competition, education and conference on performing arts.

**Accommodations:** (Facilities marked with \* are open Apr. through Nov.)

Name of Facilities	Tel.	Room rate (¥)	Name of Facilities	Tel.	Room rate (¥)
<b>Tateyama:</b> Green view Tateyama (R)	(076)482-1716	¥¥	<b>Toyama:</b> Toyoko Inn Toyama-eki Shinkansen-guchi No.2 (BH)	(076)405-1045	¥
<b>Midagahara:</b> People's Lodge Tateyama-so (PL)*	(076)442-3535	¥¥	ANA Crowne Plaza Hotel (H)	(076)495-1111	¥¥
Midagahara Hotel (H)*	(076)442-2222	¥¥¥	<b>Takaoka:</b> Daibutsu Ryokan (R)	(0766)21-0075	¥
<b>Murodo:</b> Raicho Onsen Raicho-so (R)*	(076)463-1664	¥	<b>Nishiakao:</b> Akaokan (R)	(0763)67-3321	¥¥
Mikurigaike Onsen (R)*	(076)463-1441	¥¥	<b>Tomukai (Kaminashi):</b> Gokasanso (PL)	(0763)66-2316	¥
Hotel Tateyama (H)*	(076)463-3345	¥¥¥	<b>Toga:</b> Tenjinku-Onsen no Sato (R)	(0763)68-8400	¥¥
<b>Kurobe Dam:</b> Lodge Kuroyon (R)*	(076)463-6350	¥¥	<b>Gokayama Gassho-Style Inn:</b> Please ask to Gokayama Tourist Information Center	(0763)66-2468	¥¥
<b>Unazuki Onsen:</b> Hotel Togen (H)	(0765)62-1131	¥¥¥			
Unazuki Grand Hotel (H)	(0765)62-1111	¥			
Entaijiso (R)	(0765)62-1234	¥¥¥			
UNAZUKI YAMANOHA (H)	(0765)62-1311	¥¥			

**Remarks:**

BH = Business Hotel  
H = Hotel  
R = Ryokan  
PL = People's Lodge

Rate per person

¥¥¥ = more than 15,000 yen

¥¥ = 8,001 yen – 15,000 yen

¥ = 8,000 yen or less

Standard basis rate (no meals, taxes included)

## JNTO TIC (Tourist Information Center)

TIC of Japan National Tourism Organization is your helping hand while in Japan. Its main services are providing travel information and free literature on Japan such as tourist spots, transportation, and suggesting tour itineraries, etc.

1F, Shin-Tokyo Bldg., 3-3-1 Marunouchi, Chiyoda-ku, Tokyo 100-0005 Tel. 03-3201-3331 (in Japan)  
Open daily from 9:00 to 18:00 (Closed on Jan. 1)  
<https://www.japan.travel/en/plan/tic/>



**Goodwill Guide Groups** offer tourists from overseas local tours guided in English or other languages. The guides are registered with JNTO and display the badge shown. As they are volunteers, there is no charge for their service. You are only expected to pay for their transportation, admission to tourist facilities if you visit any and their meals if you eat with them.

### JNTO Website

<https://www.japan.travel/en/plan/list-of-volunteer-guides/>

### [Good to know] Admission and opening times at tourist attractions:


- Last entry to the most of attractions is 30 min. before the closing time.
- In general, if their weekly closing day (most are on Mon.) falls on a national holiday, they are open on the day and are closed on the following day after the holiday(s).
- Most are closed throughout / a part of New Year holiday period (especially Dec. 29–Jan. 3).
- Please visit the official website of each place / your nearest tourist information center for the updates.

**JNTO Website:** <https://www.jnto.go.jp>

All information, including transportation schedules, fares, prices and accommodation charges which is contained in this leaflet is based on data as of November 2019, and is subject to change without notice. While every effort is made to ensure the accuracy of all information, regrettably errors do occasionally occur. Therefore, you should check with organizations concerned for updated and accurate information on your chosen destination. JNTO shall not be liable for any loss or damage of whatever nature that may arise as a result, directly or indirectly, from the use of any of the information or material contained in this leaflet.

© 2019 Japan National Tourism Organization. All rights reserved. Reproduction in whole or in part without written permission is prohibited.

Printed in Japan





Japan Official Travel App








## TOURIST INFORMATION in the area

### Tateyama Station Information Center:

Senjugahara, Tateyama-machi, Nakanikawa-gun, Toyama

Hours: 7:00–16:00.

Closed: Dec.–Mar.

Tel. (076) 481-1500

### Gokayama Tourist Information Center:

754 Kaminashi, Nanto City, Toyama

Hours: 9:00–17:00.

Tel. (0763) 66-2468

### Kurobe Gorge Tourist Information Center (Unazuki Sta.):

11 Kurobekyokokuguchi, Kurobe City, Toyama

Hours: 9:00–17:00, –16:00(Dec.–mid Apr.).

### To find

other Tourist Information Centers,  
visit <https://tic.jnto.go.jp/>

