

Practical Travel Guide - 302

NIKKO and KINUGAWA

JNTO

Japan National Tourism Organization
日本政府観光局

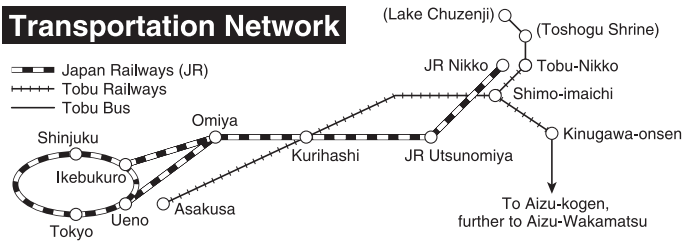


To download PDF

In collaboration with
Tourist Information Centers in the area

 **Japan.**
Endless
Discovery.

Access:
JR and Tobu Railway trains connect between major stations in Tokyo and the area. Other than that, highway buses are also operated.



By Rail

From	To	By	Approx. Travel Time	Price
Asakusa	Tobu-Nikko	Tobu Line Ltd. Exp. “(Specia) Kegon”	1 hr. 50 min.	¥2,440 - 2,860**
		Tobu Line Ltd. Exp. “(Specia) Kinu” (transfer at Shimo-Imaichi)	1 hr. 50 min.	¥2,440 - 2,860**
		Tobu Line (any trains) to Minami-Kurihashi Tobu Line (Exp.) to Tobu-Nikko (available in the morning)	2 hrs. 25 min.	¥1,390
Shinjuku	Utsunomiya	JR & Tobu Ltd. Exp. “Nikko”	1 hr. 55 min.	¥4,080**
Tokyo		JR Tohoku Shinkansen “Yamabiko” / “Nasuno”	55 min.	¥5,020*
Ueno		JR Utsunomiya Line (Local)	1 hr. 45 min.	¥1,980
Shinjuku		JR Shonan-Shinjuku Line (Rapid)	1 hr. 45 min.	¥1,980
Utsunomiya	Nikko (JR)	JR Nikko Line (Local)	45 min.	¥770

*Fare + express charge (with seat reservation, normal season).
**Reservation required.

By Bus

From	To	Approx. Travel Time	Price	Ticketing & Operator
Tokyo Sta. (Yaesu-South)	Tobu-Nikko Sta.	2 hrs. 55 min.	¥2,500*	“Nikko / Kinugawa Onsen Liner” by Tohoku Express Bus Japan Bus Online
Haneda Airport		3 hrs. 20 min.	¥3,350*	Japan Bus Online (Keikyu Bus & Tobu Bus Nikko)

*Reservation required.

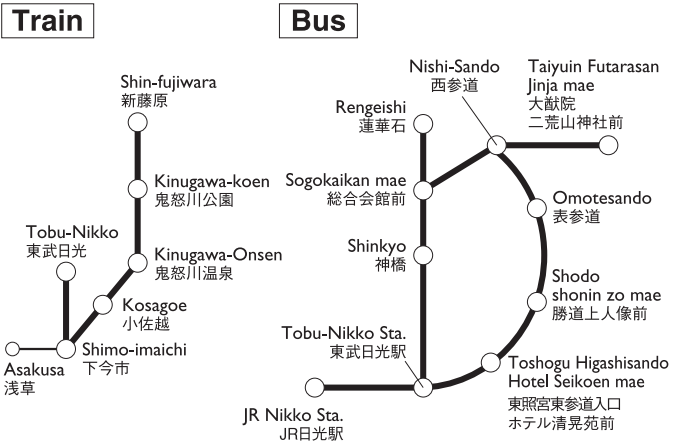
How to Get Around:

1. Between Nikko Sta. and Toshogu Shrine area:
On Foot: It takes about 35 min. to Shinkyo Bridge beyond which is the gateway toward the shrines and temples, the World Heritage sight.
By Bus: Frequent bus service is available from Tobu-Nikko Sta. and from JR Nikko Sta. Get off at Shinkyo Bus Stop.
2. Between Nikko Sta. and Lake Chuzenji area:
Buses from JR Nikko or Tobu-Nikko Sta. drive up the hairpin-curved No. 2 Irohazaka Drive to Lake Chuzenji. It is a 45-min. ride to Chuzenji Onsen bus stop from where you can walk to Kegon Falls, to Fune-no-eki Pier for sightseeing cruise (see page 2/4).
3. Between Toshogu Shrine and Lake Chuzenji area:
If you are going from the shrine area to Lake Chuzenji, you can catch a bus bound for Yumoto Onsen or Chuzenji Onsen.

Note: Tobu-Nikko Sta. and JR Nikko Sta. are a few minutes walk apart. All buses terminate at either Tobu-Nikko Sta. or JR Nikko Sta.

Regional Pass for visitors:

Tobu Railway provides the following two different regional passes departing from Asakusa Sta. or Tokyo Skytree Sta. **“NIKKO PASS world heritage area”** (¥2,040 all year round. Good for 2 days) offers unlimited ride in designated area (shown at the right) focusing the World Heritage site in central Nikko with round trip ticket to Shimo-Imaichi Sta. Also, special offers are provided for the pass holder at major sightseeing spots and shops in each area. If you wish to go further such as Lake Chuzenji and the inner part of Nikko (Oku-Nikko), **“NIKKO PASS all area”** (¥4,600 for summer, ¥4,230 for winter. Good for 4 days) offers wider unlimited ride area including the sights above. [Note] A limited express ticket (w/ seat reservation) is required separately if you take a limited express train. However, you will receive 20% discount price if you purchase the ticket along with the pass at Asakusa Sta. For further details, please visit <http://www.tobu.co.jp/foreign/en/pass/>



TOSHOGU SHRINE AREA

Places of Interest:

Shinkyō Bridge (神橋), or Sacred Bridge, arches gracefully over the Daiya River.

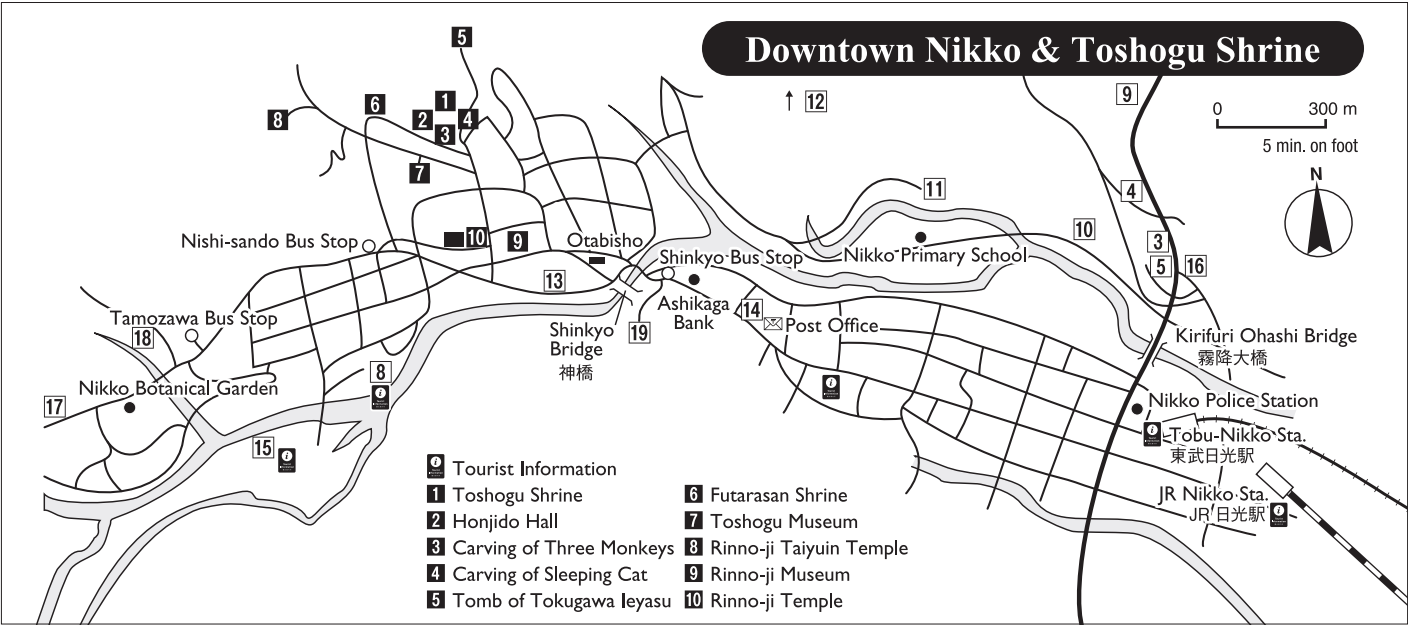
1 Toshogu Shrine (東照宮), about a 10-min. walk from Shinkyō Bridge, was completed in its present splendor in 1636 for dedication to the founder of the Tokugawa Shogunate. Most of the shrine buildings and many parts are designated as National Treasures or Important Cultural Properties. Open: 8:00–17:00 (Apr.–Oct.), –16:00 (Nov.–Mar.).

Yomeimon Gate (陽明門), the gate to the main shrine building of Toshogu, is the most famous structure of the shrine and is a National Treasure.

6 Futarasan Shrine (二荒山神社), located between Toshogu Shrine and Taiyuin Mausoleum, is the main shrine of a mountain worship in Nikko deifying Mt. Futara (Mt. Nantai) with more than a 1,200-year history. 23 buildings are designated as Important Cultural Properties. Open: 8:00–17:00 (Apr.–Oct.), –16:00 (Nov.–Mar.).

10 Rinno-ji Temple (輪王寺) is located at Omotesando (the main approach to the shrine) on the way from Shinkyō Bridge. Open: 8:00–17:00 (Apr.–Oct.), –16:00 (Nov.–Mar.).

8 Rinno-ji Taiyuin (輪王寺大猷院), a 7-min. walk from Toshogu Shrine, is the mausoleum of the third Shogun Tokugawa Iemitsu. Admission: ¥550.



Numbers in white square like 1 correspond to those in the “Accommodations” list on page 4/4

Admission Fees in the Toshogu Shrine Area:

Toshogu Shrine		Rinno-ji Temple			Futarasan Shrine	
Toshogu Ticket	¥1,300	Rinno-ji Ticket		¥900	Futarasan Ticket (Shin-en)	¥200
			Taiyu-in	¥550		
			Sambutudo	¥400		
Treasure Museum	¥1,000	Treasure Museum		¥300		
Museum	¥800					

LAKE CHUZENJI AREA

Lake Chuzenji (中禅寺湖) is especially beautiful in early May for its cherry blossoms and in Oct. for its brilliant crimson foliage. Regular boat service on the lake connects Fune-no-eki Pier (10 min. walk from Chuzenji Onsen bus stop) with Shobugahama in 20 min. The service is suspended from Dec. through Mar.

Chuzenji Onsen (中禅寺温泉), on the northeastern shore of the lake, is the center of the Lake Chuzenji area. There are many souvenir shops, restaurants and Japanese-style inns with hot spring baths.

1 Kegon Falls (華厳ノ滝), a 5-min. walk from Chuzenji Onsen bus stop, is one of the most famous waterfalls in all Japan. You can get close to the base of the waterfall by elevator (¥570).

5 Futarasan Shrine Chugushi (二荒山神社中宮祠), a 20-min. walk from Chuzenji Onsen bus stop, was said to be founded in 784 in the middle of precinct between its main shrine and the summit of Mt. Nantai. A trail to Mt. Nantai begins here. Open: 8:00–17:00 (Apr.–Oct.), –16:00 (Nov.–Mar.). Admission: Free.

4 Chuzen-ji Temple (中禅寺) or **Tachiki Kannon** (立木観音), a 20-min. walk from Chuzenji Onsen bus stop, houses the famous statue of the One-Thousand-Armed Goddess. Admission: ¥500.

3 Akechidaira (明智平), 45 min. by bus from Nikko Sta., then 3 min. by aerial ropeway (¥410 one-way), is an observatory which commands a magnificent view.

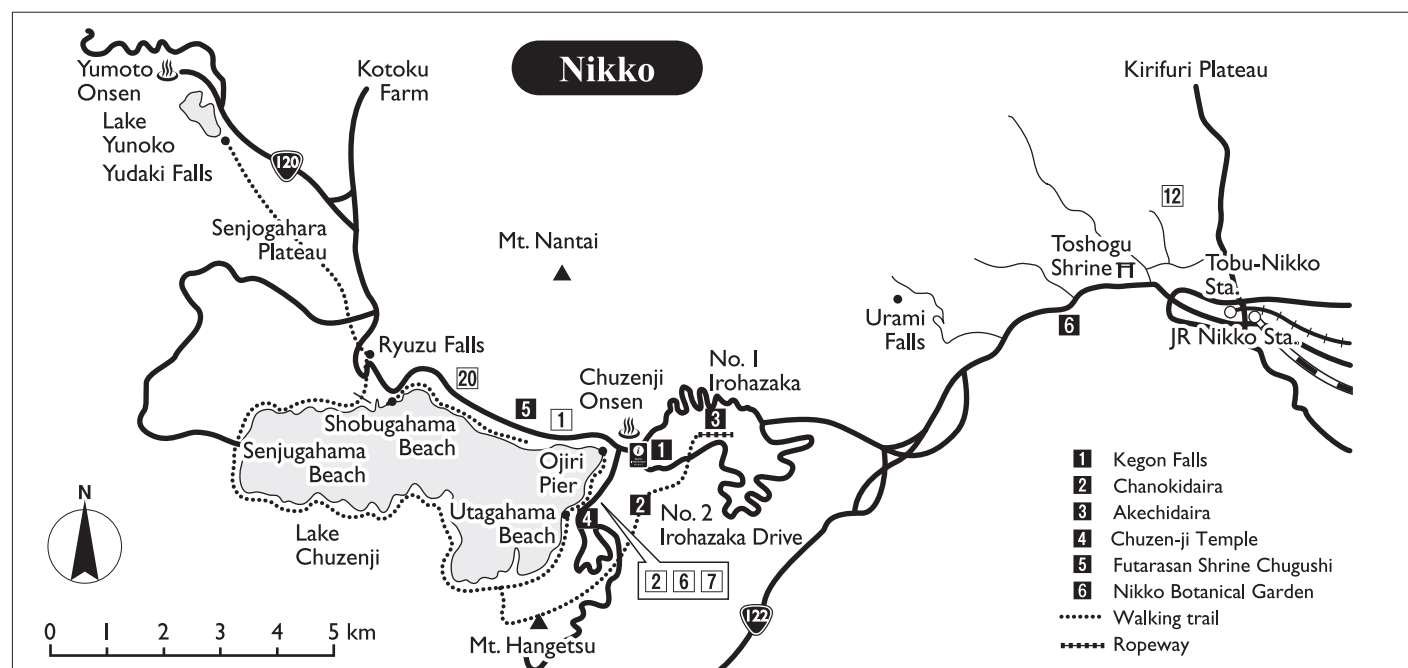
INNER PART OF NIKKO (OKU-NIKKO)

Mt. Nantai (男体山), alt. 2,486 m, is open to climbers from May 5 until Oct. 25, 3 to 4-hr. climb from Futarasan Shrine Chugushi.

Yumoto Onsen (湯元温泉), 1 hr. 15 min. from Nikko Sta. or 40 min. from Chuzenji Onsen by bus, lies 1,478 m above sea level and is surrounded by mountains on all sides except on the south where it is open to Lake Yunoko. There are many luxurious Japanese-style inns.

Lake Yunoko (湯ノ湖) is good for fishing, boating and walking. Yudaki Falls is on the southern end, and you can walk down to the basin.

Senjogahara Plateau (戦場ヶ原), extending between Lake Chuzenji and Lake Yunoko, is a vast marshy plateau and is a good place for hiking.



Numbers in white square like [2] correspond to those in the "Accommodations" list on page 4/4

6 Nikko Botanical Garden (日光植物園), close to Hanaishicho bus stop which is 10 min. by bus from Nikko Sta., contains about 2,200 varieties of plants, including many Nikko alpine flora. Open: 9:00–16:30. Closed: Mon. (Tue, when Mon. falls on a national holiday) & Dec. 1–Apr. 14. Admission: ¥500.

[Good to know] Hiking / Trekking / Climbing safety:

- Most of the routes pass through habitats of bears and other wild animals.
- To ensure a safe visit for both you and the wildlife, please make an effort to prevent unwanted wild animal encounters.
- Stopping by the nearest tourist information center / a park visitor center is highly recommended to have the practical tips.

*See p. 5 for admission and opening times.

KINUGAWA ONSEN

Kinugawa Onsen (鬼怒川温泉) is a popular hot spring resort with many large-capacity, multi-storied Ryokan and Minshuku are also available. Trips on the Kinu river by person-oared boat are operated from mid Apr. to late Nov. A nice nature trail is laid out in Ryuokyo Gorge, 10 min. by bus from Kinugawa Onsen Sta. In addition, visiting the area in winter would also be recommendable to experience a variety of winter culture in Japan such as lighting-up at the Tobu World Square, graceful Hina dolls (traditional doll displayed for the girl's festival in March) display in major accommodations and Kamakura (snow dome) experience at Yunishikawa Onsen hot spring, 30 min. by train from Kinugawa Onsen Sta.

Tobu World Square (東武ワールドスクウェア), 1 min. walk from Tobu World Square Sta. or 5 min. by bus from Kinugawa Onsen Sta., preserves 102 skillful reproductions (including 47 World Heritage sites) of famous and historic architectural structures from all over the world on 1/25 scale, and these are on exhibition in 6 zones of Modern Japan, America, Egypt, Europe, Asia and

(traditional) Japan in the open-air spacious park with approx. 20,000 of Bonsai trees. You may enjoy taking spectacular photos that cannot be taken at each actual site. Open: 9:00–17:00 (Mar. 20–Nov. 30 enter by 16:00), 9:30–16:00 (Dec. 1–Mar. 19, enter by 15:00) Admission: ¥2,800.

<http://www.tobuws.co.jp/en/>

Edo Wonderland or Nikko Edomura (日光江戸村), 15 min by bus from Kinugawa-Onsen Sta., is an amusement park which introduces traditional culture and lifestyle in the Edo period (1603-1868). Enjoy wearing traditional costume, explore in real-scale traditional village and feel traditional atmosphere through a variety of attractions, performances, workshops and dishes with friendly "locals". Open: 9:00–17:00 (Mar. 20–Nov. 30), 9:30–16:00 (Dec. 1–Mar. 19). Closed: Wed. (Thu, when VWed, falls on a national holiday and busy seasons) & Dec. 8–21. A shuttle bus is operated from JR Nikko Sta. Admission: ¥4,700.

<http://edowonderland.net/en/>

Accommodations:

Name of Facility	Tel.	Fax.	Room Rate (¥)
1 Kazushige (M)	(0288)55-0163	—	¥
2 Shirakaba (M)	(0288)55-0142	(0288)55-0145	¥
3 Narusawa Lodge (M)	(080)6636-0288	(028)333-1038	¥
4 Nikko Kisuge-so (M)	(0288)54-1208	(0288)54-1208	¥
5 Rindou-no-ie (M)	(0288)53-0131	(0288)53-0131	¥
6 Okajin (M)	(0288)55-0410	(0288)55-0717	¥
7 Miharashi (M)	(0288)55-0103	(0288)55-0029	¥
8 Turtle Inn Nikko (P)	(0288)53-3168	(0288)53-3883	¥
9 Humpty Dumpty (P)	(0288)53-4365	(0288)53-4376	¥
10 Nikko Park Lodge (P)	(0288)53-1201	(0288)53-4332	¥
11 Nikko Spa Travel Inn Kaze-no-Hibiki (H)	(0288)54-1013	(0288)50-1030	¥
12 Ogurayama Sanso (R)	(0288)54-2487	(0288)53-1060	¥
13 Gast-Hof Mokuba (P)	(0288)54-0271	(0288)54-0273	¥
14 Johshu-ya (P)	(0288)54-0155	(0288)53-2000	¥
15 Annex Turtle Hotori-an (R)	(0288)53-3663	(0288)53-3883	¥
16 Logette Sainbois (P)	(0288)53-0082	(0288)53-5212	¥
17 Hotel Natural Garden Nikko (H)	(0288)50-3070	(0288)54-1210	¥
18 Nikko Green Hotel Natsukashiya 'FUWARI' (R)	(0288)54-2002	(0288)54-1144	¥¥
19 Nikko Kanaya Hotel (H)	(0288)54-0001	(0288)53-2487	¥¥
20 Chuzenji Kanaya Hotel (H)	(0288)51-0001	(0288)51-0011	¥¥

Remarks:

Numbers 1 – 20 correspond to those on the map on page 2/4 & 3/4

H = Hotel

R = Ryokan

M = Minshuku (family-run inn)

Y = Youth Hostel

P = Pension

Rate per person

¥¥¥ = more than 15,000 yen

¥¥ = 8,001 yen – 15,000 yen

¥ = 8,000 yen or less

*Standard basis rate

(no meals, taxes included)





Japan Official Travel App

Download on the
App Store

GET IT ON
Google Play



JNTO TIC (Tourist Information Center)

TIC of Japan National Tourism Organization is your helping hand while in Japan. Its main services are providing travel information and free literature on Japan such as tourist spots, transportation, and suggesting tour itineraries, etc.

1F, Shin-Tokyo Bldg., 3-3-1 Marunouchi, Chiyoda-ku, Tokyo
100-0005 Tel. 03-3201-3331 (in Japan)
Open daily from 9:00 to 18:00 (Closed on Jan. 1)
<https://www.japan.travel/en/plan/tic/>



Goodwill Guide Groups offer tourists from overseas local tours guided in English or other languages. The guides are registered with JNTO and display the badge shown. As they are volunteers, there is no charge for their service. You are only expected to pay for their transportation, admission to tourist facilities if you visit any and their meals if you eat with them.

JNTO Website
<https://www.japan.travel/en/plan/list-of-volunteer-guides/>

[Good to know] Admission and opening times at tourist attractions:

- Last entry to the most of attractions is 30 min. before the closing time.
- In general, if their weekly closing day (most are on Mon.) falls on a national holiday, they are open on the day and are closed on the following day after the holiday(s).
- Most are closed throughout / a part of New Year holiday period (especially Dec. 29–Jan. 3).
- Please visit the official website of each place / your nearest tourist information center for the updates.



TOURIST INFORMATION in the area

Nikko Tourist Information Center:

591 Gokoumachi, Nikko City, Tochigi
Hours: 9:00-17:00.

Kinugawa / Kawaji-onsen Tourist Information Center

(in front of Tobu Kinugawa-onsen Sta.):

1404-1 Kinugawaonsen-Ohara, Nikko City, Tochigi
Hours: 8:30-18:00 (depending on the season).

Michi-No-Eki Roadside Station “NIKKO” Tourist Information Center

(near JR Imaichi Sta. and Tobu Shimo-imaichi Sta.):

717-1 Imaichi, Nikko City, Tochigi
Hours: 9:00-17:00.

Tel. (0288) 22-1525

**To find
other Tourist Information Centers,
visit <https://tic.jnto.go.jp/>**



JNTO Website: <https://www.jnto.go.jp>

All information, including transportation schedules, fares, prices and accommodation charges which is contained in this leaflet is based on data as of November 2019, and is subject to change without notice. While every effort is made to ensure the accuracy of all information, regrettably errors do occasionally occur. Therefore, you should check with organizations concerned for updated and accurate information on your chosen destination. JNTO shall not be liable for any loss or damage of whatever nature that may arise as a result, directly or indirectly, from the use of any of the information or material contained in this leaflet.

© 2019 Japan National Tourism Organization. All rights reserved. Reproduction in whole or in part without written permission is prohibited.

Printed in Japan