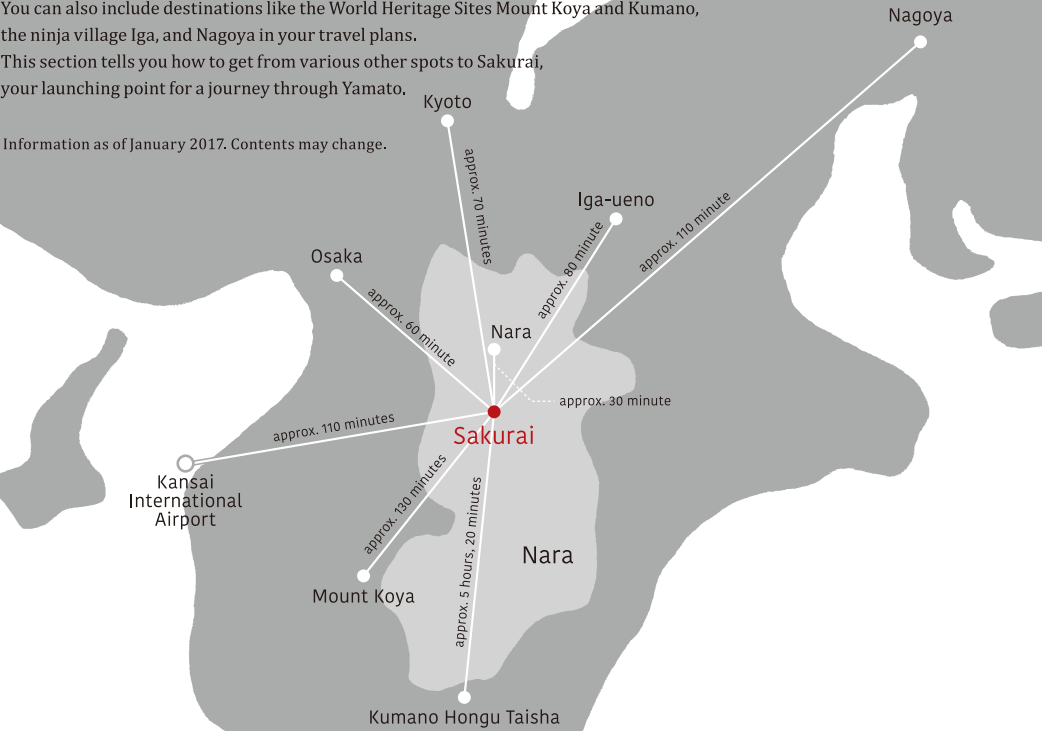


Travel Skills

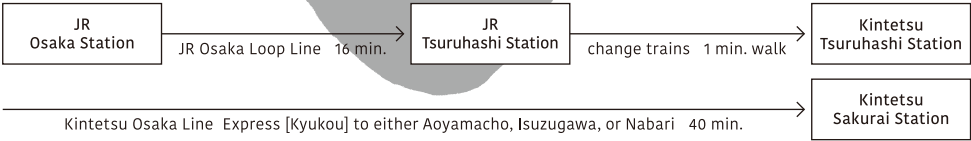
Getting to Yamato

With easy access from Osaka, Kyoto, and Nara, Yamato is great for a day trip. You can also include destinations like the World Heritage Sites Mount Koya and Kumano, the ninja village Iga, and Nagoya in your travel plans. This section tells you how to get from various other spots to Sakurai, your launching point for a journey through Yamato.

Information as of January 2017. Contents may change.

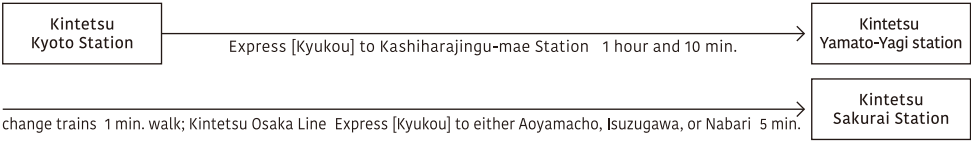


Osaka → Sakurai Time: approx. 60 minutes Fare ¥800



When coming from Osaka to Sakurai, we recommend either the express [Kyukou] or rapid express [Kaisoku Kyukou] to save time. The limited express [Tokkyu] is fast, but it doesn't stop at Sakurai Station. Also, the limited express [Tokkyu] comes with additional charges. Because of the risk of going past Sakurai Station, we don't recommend it. If you do come by limited express [Tokkyu], it's best if you switch at Yamato-Yagi Station to a non-limited express train going to Sakurai.

Kyoto → Sakurai Time: approx. 70 minutes Fare ¥940



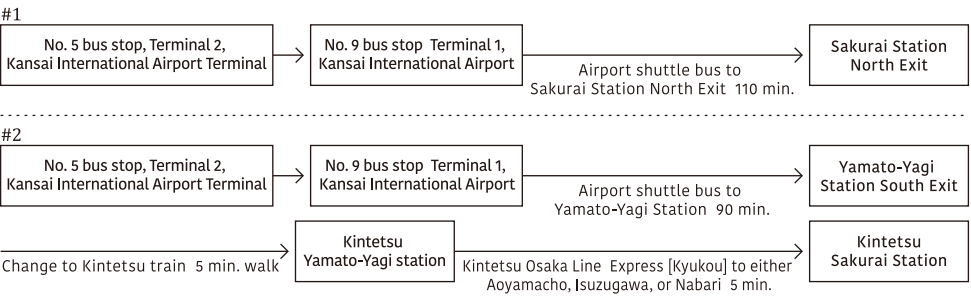
Use either the express [Kyukou] or limited express [Tokkyu] when coming from Kyoto. The express [Kyukou] takes about an hour and 10min. The limited express [Tokkyu] is 50 minutes.

Nara → Sakurai Time: approx. 30 minutes Fare ¥320

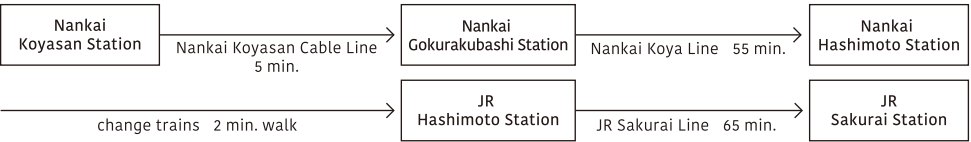


Kansai International Airport → Sakurai 1) Time: approx. 110 minutes Fare: ¥1,950 2) Time: approx. 100 minutes Fare: ¥2,160

Some times of day have a direct bus connection to Sakurai (option #1). If you can't catch one of these, go to Yamato-Yagi Station and connect there (option #2).

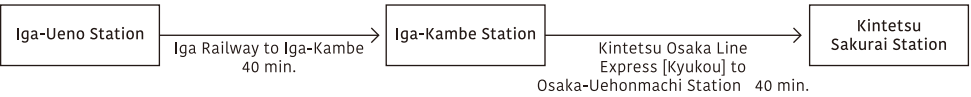


Mount Koya → Sakurai Time: approx. 130 minutes Fare ¥1,670



*JR doesn't run many trains. Also, you may need to wait quite a long time between transfers. Keep this in mind when using JR.

Iga-Ueno → Sakurai Time: approx. 80 minutes Fare ¥1,030



Kumano → Sakurai Time: approx. 5 hours, 20 minutes Fare ¥4,160



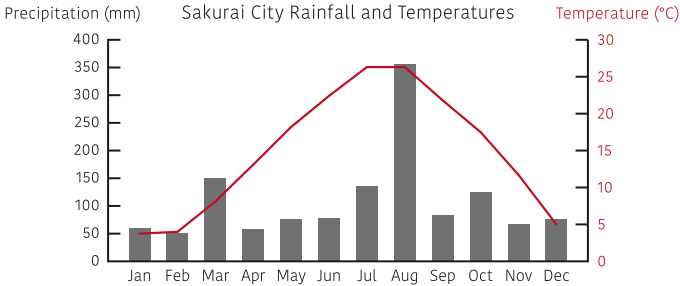
Be warned, there aren't many buses.

Nagoya → Sakurai Time: approx. 110 minutes Fare ¥3,830



Climate

The climate isn't too different from Kyoto or Osaka. The Uda area is a highland and can be a little cooler.



Currency Exchange/ATMs

The Nanto Bank

Currency can be exchanged at the following branches.

▶ Sakurai branch	Address281-4 Sakurai, Sakurai City, Nara Prefecture (from Jan. 2018~)	Tel0744-42-3355
	Address1259 Sakurai, Sakurai City, Nara Prefecture (untill Dec. 2017)	
▶ Tenri branch	Address303-1 Kawaharajocho, Tenri City, Nara Prefecture	Tel0743-63-1811
▶ Yuzaki branch	Address690-1 Yuzaki, Kawanishi Town, Shiki District, Nara Prefecture	Tel0745-44-1881
▶ Tawaramoto branch	Address181-4 Tawaramoto Town, Shiki District, Nara Prefecture	Tel0744-32-8081
▶ Haibara branch	Address2439-6 Haibarahagihara, Uda City, Nara Prefecture	Tel0745-82-1501

Currencies: US dollars, Euro, Canadian dollars, Australian dollars, South Korean won

*Exchange is capped at 500 dollars (USD, CAD, or AUD), 500 Euro, or 500,000 South Korean won per transaction

Hours9:00 to 15:00	ClosedWeekends and holidays
--------------------	-----------------------------

Tenri Post Office

Sells: US dollars, Euro

Buys: US dollars, Euro, Chinese yuan, Canadian dollars, British pounds, South Korean won, Australian dollars, Swiss francs

*For purchases of foreign currency (bills), exchange is capped at no more than 300,000 yen (Japanese yen equivalent) per transaction.

Address296-5 Kawaharajocho, Tenri City, Nara Prefecture	Tel0743-62-0804
Hours9:00 to 16:00	ClosedWeekends and holidays

*For the services above, you must present some form of legal ID (e.g., passport) to the bank/post office.

Map lists post office and 7-11 ATMs

Lost and Found, Difficulties, Accidents, Etc.

Miwa/Yamanobe Area Sakurai/Tounomine Area Hase Area

▶ Sakurai Police Department	Address49-1 Miwa, Sakurai City, Nara Prefecture	Tel0744-46-0110
-----------------------------	---	-----------------

Miwa/Yamanobe Area

▶ Tenri Police Department	Address22-4 Tabecho, Tenri City, Nara Prefecture	Tel0743-62-0110
▶ Tawaramoto Police Office	Address24-1 Shinmachi, Tawaramoto Town, Shiki District, Nara Prefecture	Tel0744-33-0110

Uda Area

▶ Uda Police Office	Address1953-1 Haibarahagihara, Uda City, Nara Prefecture	Tel0745-82-0110
---------------------	--	-----------------

Illness, Injury, Etc.

Miwa/Yamanobe Area Sakurai/Tounomine Area Hase Area

▶ Saiseikai Chuwa Hospital	Address323 Abe, Sakurai City, Nara Prefecture	Tel0744-43-5001
----------------------------	---	-----------------

Miwa/Yamanobe Area

▶ Tenri Yorozu Sodansho Hospital (Ikoi no Ie)	Address200 Mishimacho, Tenri City, Nara Prefecture	Tel0743-63-5611
▶ Kokuho Central Hospital	Address404-1 Miyako, Tawaramoto Town, Shiki District, Nara Prefecture	Tel0744-32-8800

Uda Area

▶ Uda City Hospital	Address815 Haibarahagihara, Uda City, Nara Prefecture	Tel0745-82-0381
---------------------	---	-----------------

Information Centers

Sakurai/Tounomine Area

▶ Sakurai Tourism Information Office	AddressInside Kintetsu Sakurai Station	Tel0744-44-2377	Hours8:30 to 17:00	ClosedDec. 29 to Jan. 3
--------------------------------------	--	-----------------	--------------------	-------------------------

Miwa/Yamanobe Area

Tenri City Trail Center

Address

577-1 Yanagimotocho, Tenri City, Nara Prefecture

Tel

0743-67-3810

Hours

8:30 to 17:00

Closed

Irregularly

▶ “Shiki no Sato” Tourism Station

Tawaramoto Tourism Association

Address

193 Tawaramoto Town, Shiki District, Nara Prefecture (right after leaving the east ticket gate at Tawaramoto Station on the Kintetsu line)

Tel

0744-33-4560

Hours

9:00 to 16:00

Closed

Tue., Dec.29 to Jan.3

Hase Area

▶ Hase Tourism Center	Address1593-2 Hase, Sakurai City, Nara Prefecture	Tel0744-44-3331	Hours8:30 to 17:00	ClosedTue., Wed., Dec. 29 to Jan. 3
-----------------------	---	-----------------	--------------------	-------------------------------------

Uda Area

▶ Uda Midokoro

Uda City Tourism Information Office

Address

2427 Haibarahagihara, Uda City, Nara Prefecture

Tel

0745-88-9049

Hours

9:00 to 17:00

Closed

New Year's holidays

▶ Roadside Station (Michino Eki) Udaji Ouda Akinoyado

Address

714-1 Oudahirou, Uda City, Nara Prefecture

Tel

0745-83-0051

Hours

9:00 to 19:00

Closed

New Year's holidays

▶ Mitsue Village Tourism Information Office	Address6330 Kozue, Mitsue Village, Uda District, Nara Prefecture	Tel0745-95-6126	Hours10:00 to 16:00	ClosedTue.
---	--	-----------------	---------------------	------------

Questions about this publication

▶ Tourism & Development Division, Sakurai City Hall	Address432-1 Odonon, Sakurai City, Nara Prefecture	Tel0744-48-3110	Hours8:30 to 17:15	ClosedWeekends and holidays
Website	http://www.city.sakurai.lg.jp/sosiki/soumu/soumuka/Englishpage/	Mail	kanko@city.sakurai.lg.jp	

A beautiful Japanese village

Soni Village 曾爾村

A beautiful village in the back yard of the Yamato Kogen (highlands). Visit here to enjoy rare natural scenery that can only be seen here, and camping grounds to immerse yourself.



Village of Myths

Mitsue Village 御杖村

Tucked away in the Yamato Highland, this village is surrounded by the grandeur of the natural world. We recommend a stroll through the old town, situated amidst the nature along the old pilgrim's road to Ise, or going out to savor the forests and mountains.



Soni-kogen (highlands) 曾爾高原

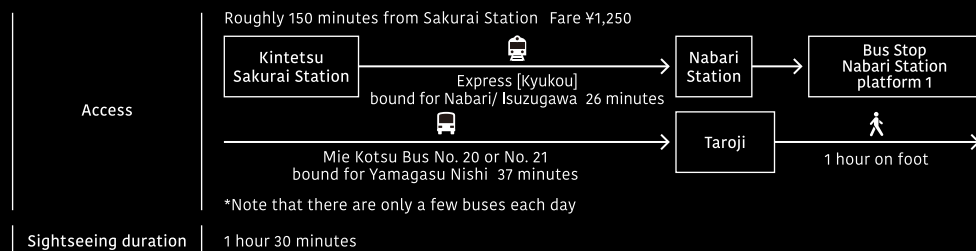
The pampas grassland spreads across the valley to the mountains. There is a walking trail in the grassland, and it is possible to take a casual stroll without carrying heavy equipment. There is a hot spring nearby, an ideal location to heal your weary body after the stroll. Visitors can see the starry sky clearly at night.



Mitsue Jinja Shrine 御杖神社

Date of construction unknown

The shrine pavilion is flanked by two massive trees. It's said that Yamatohime no Mikoto, the daughter of the 11th Emperor of Japan, Suinin, left a cane here during her travels. The town gets its name from this event: "mi" means "honorable" and "tsue" means cane.



Byobu Iwa (sheer perpendicular cliff) 屏風岩

Natural national monument

A strange rock that looks like a folding screen. It is a perpendicular cliff with a height of 200m and a width of 2km. It is especially beautiful during the cherry blossom season in the spring and the foliage season in the fall, but it is less popular during other seasons and one can monopolize its natural beauty then.



Mount Miune 三峰山

Elevation: 1235m. One of the 300 great mountains of Japan. Capped with silver frost in the winter. Its ridgeline is covered by beautiful rhododendrons in the spring.

