

Chichibu & Nagatoro

秩父 & 長瀬

● Tsuki no Ishi Momiji Park

🚆 Kami-Nagatoro Station

📍 947 Oaza Nagatoro, Nagatoro-machi, Chichibu-gun, Saitama (Near the Museum of Natural History)
🕒 Approx. 3 minute walk from Chichibu Railway Kami-Nagatoro Station



● Hitsujiyama Park (Shibazakura Hill)

This park is located in the foothills of Mt. Buko. You can see fields of pink moss phlox from mid-April to early May.

🚆 Yokoze Station

📍 6360 Omiya, Chichibu, Saitama
🕒 Approx. 20 minute walk from Seibu-Chichibu Line Yokoze Station (S135)



Flower season may differ from the above depending on the weather.

● Seibu-Chichibu Station Hot Spring Matsuri no Yu

This hot spring complex is based on the theme of Japanese festivals. In addition to hot springs, there is also a food court and shop.

🚆 Seibu-Chichibu Station

📍 1-16-5 Nosaka-machi, Chichibu, Saitama
🕒 Close to Seibu-Chichibu Line Seibu-Chichibu Station (S136)



Major winter festival in the Chichibu area!



● Chichibu Night Festival

This is one of Japan's three major festivals featuring floats. It is held every on December 2 and 3.

🚆 Seibu-Chichibu Station

📍 1-3 Banba-machi, Chichibu, Saitama (Chichibu Shrine)
🕒 Approx. 15 minute walk from Seibu-Chichibu Line Seibu-Chichibu Station (S136)



Enjoy grand natural vistas in this scenic area. Not only will you find various seasonal delights, but also plenty of activities to try.



● Icicles of Ashigakubo

These giant icicles measuring 30 meters high and nearly 200 meters wide can usually be seen from early January to late February.

🚆 Ashigakubo Station

📍 Oaza Ashigakubo, Yokoze-machi, Chichibu-gun, Saitama
🕒 Approx. 10 minute walk from Seibu-Chichibu Line Ashigakubo Station (S134)



● Nagatoro River Boating

Enjoy the scenery of Nagatoro Gorge and its rocky shores as you take a trip down the river.

🚆 Nagatoro Station

📍 489-2 Nagatoro, Nagatoro-machi, Chichibu-gun, Saitama (Nagatoro River Boating HQ)
🕒 Approx. 1 minute walk from Chichibu Railway Nagatoro Station




● Komatsuzawa Leisure Farm

Pick strawberries here in winter and spring and grapes in summer and autumn.

🚆 Yokoze Station

📍 1408 Oaza Yokoze, Yokoze-machi, Chichibu-gun, Saitama
🕒 Approx. 5 minutes by car from Seibu-Chichibu Line Yokoze Station (S135)

If you would like to take the free shuttle bus from Yokoze Station, please call upon arrival. (Telephone: 0494-24-0412)



You have to try these! [Famous Local Dishes]



Information

If you're touring the Saitama area,
take the speedy, inexpensive Seibu Line!



Four Discount Seibu Line Tickets

SEIBU 1Day Pass^{*1}



SEIBU 1Day Pass + Nagatoro^{*1}



SEIBU KAWAGOE PASS^{*2}



MOOMINVALLEY PARK Ticket & Travel Pass^{*2}



Where to Purchase Discount Tickets

- Limited Express Ticket Office on the first floor of Ikebukuro Station
- Limited Express Ticket Office in the basement of Ikebukuro Station
- Limited Express Ticket Office in Seibu-Shinjuku Station
- SEIBU Tourist Information Center Ikebukuro

^{*1} The SEIBU 2Day Pass and SEIBU 2Day Pass + Nagatoro are valid for two days after purchase.

^{*2} The SEIBU KAWAGOE PASS and MOOMINVALLEY PARK Ticket & Travel Pass can also be purchased at Takadanobaba Station.

Check the website for details ▼



Travel Time from Narita and Haneda Airports

Haneda Airport		Tokorozawa	Kawagoe	Hanno	Chichibu & Nagatoro	Narita Airport
	Approx. 53 min.	Approx. 1 hr. 19 min.	Approx. 1 hr. 32 min.	Approx. 1 hr. 35 min.	Approx. 2 hr. 24 min.	
	Approx. 1 hr. 7 min.	Approx. 1 hr. 12 min.	Approx. 1 hr. 12 min.	Approx. 1 hr. 12 min.	Approx. 1 hr. 12 min.	
	Approx. 1 hr. 12 min.	Approx. 1 hr. 12 min.	Approx. 1 hr. 12 min.	Approx. 1 hr. 12 min.	Approx. 1 hr. 12 min.	

There are no direct routes from main airports. Travel time refers to time spent on the train.

Seibu Railway website <https://www.seiburailway.jp/railways/tourist/english/>

Seibu Railway

Search

Seibu Group
Smiles ahead

SEIBU RAILWAY

Conveniently accessible from Tokyo!

Ride the
Seibu Railway!



A Trip to the Tokyo Suburbs

Kawagoe

川越



Tokorozawa

所沢



©Kadokawa Culture Museum

Hanno


飯能



©Moomin Characters™

Chichibu & Nagatoro

秩父・長瀬



Travel time from Tokyo

Ikebukuro Station

Seibu-Shinjuku Station

19min.

40min.

38min.

77min.

28min.

44min.

53min.

92min.

Tokorozawa

Kawagoe

Hanno

Chichibu & Nagatoro

Tokorozawa

Kawagoe

Hanno

Chichibu & Nagatoro

Travel time refers to time spent on the train.

Kawagoe

川越



This area, also known as "Little Edo," is home to nostalgic town scenery. The many historic buildings will make you feel like you've traveled back in time!



Scan the QR code for more details on Kawagoe!

Ichibangai (traditional warehouse district)

Traditional warehouses built to withstand fires developed as Edo townhouses. The warehouses dotting this area offer a glimpse of Edo period scenery that has disappeared from Tokyo.

Hon-Kawagoe Station

Saiwai-cho, Kawagoe, Saitama
Approx. 13 minute walk from Shinjuku Line Hon-Kawagoe Station (SS29)



Time Bell Tower (Kanetsukido)

Hon-Kawagoe Station

15-7 Saiwai-cho, Kawagoe, Saitama
Approx. 14 minute walk from Shinjuku Line Hon-Kawagoe Station (SS29)



Classy scenery and beautiful sunsets

Kawagoe Ichinoya

This famous restaurant offering eel cuisine has been around for many years. The grilled eel over rice made with secret sauce is popular.

Hon-Kawagoe Station

1-18-10 Matsue-cho, Kawagoe, Saitama
Approx. 8 minute walk from Shinjuku Line Hon-Kawagoe Station (SS29)



Café & Bar Kingyo-tei

This retro café is located in a renovated warehouse. The concept is goldfish and flowers.

Hon-Kawagoe Station

10-15 Naka-cho, Kawagoe, Saitama
Approx. 12 minute walk from Shinjuku Line Hon-Kawagoe Station (SS29)



! You have to try these! /
[Sweet Potato Desserts]

Daigaku Imo Kawagoe Iwata Toki no Kane Shop

Hon-Kawagoe Station

15-26 Saiwai-cho, Kawagoe, Saitama
Approx. 15 minute walk from Shinjuku Line Hon-Kawagoe Station (SS29)



Daigaku Imo Parfait

Kawagoe Pudding

Hon-Kawagoe Station

1-13 Saiwai-cho, Kawagoe, Saitama
Approx. 11 minute walk from Shinjuku Line Hon-Kawagoe Station (SS29)



Dondake Sweet Potato Pudding

Motomachi Coffee Shop Chimoto

Hon-Kawagoe Station


2-3-12 Moto-machi, Kawagoe, Saitama
Approx. 16 minute walk from Shinjuku Line Hon-Kawagoe Station (SS29)



Sweet Potato Soft Serve Ice Cream

Hanno

飯能



In this area you'll find a theme park and public park based on the kids' Moomin stories where you can experience the world of these Scandinavian tales. The seasonal scenery is also beautiful.



Scan the QR code for more details on Hanno!

Tove Jansson Akebono Children's Forest Park

This park is designed on the motif of Scandinavian kids' stories. Visitors can enjoy unique buildings and commune with nature.

Motokaji Station



Mystical autumn foliage scenery



©(2023)Moomin Characters/R&B

Sobadokoro Chojuan

This is a soba shop for the masses. In addition to soba, they have a varied menu including omelet rice.

Hanno Station

7-28 Naka-cho, Hanno, Saitama
Approx. 5 minute walk from Ikebukuro Line Hanno Station (S126)



A comfy location surrounded by forest and a river



This creative Mediterranean and Arabian restaurant also serves halal and vegan food.

Hanno Station

32-1 Okawara, Hanno, Saitama
Approx. 13 minute walk from Ikebukuro Line Hanno Station (S126)



Sip some craft beer freshly brewed on the spot



MOOMINVALLEY PARK & metsä

The beautiful natural surroundings at MOOMINVALLEY PARK are used to recreate Moomin stories. Experience the Scandinavian lifestyle at metsä village. Purchase the MOOMINVALLEY PARK & Travel Pass for a discounted one-day ticket that includes train and bus use and entry to MOOMINVALLEY PARK!

Hanno Station

327-6 Oaza Miyazawa, Hanno, Saitama (metsä village)
Approx. 20 minutes by bus from Ikebukuro Line Hanno Station (S126)



Kinchakuda Manjushage Park

This vast, flat park covers nearly 22 hectares. Red spider lilies are in full bloom across the grounds in autumn.

Koma Station

125-2 Oaza Komahongo, Hidaka, Saitama
Approx. 15 minute walk from Ikebukuro Line Koma Station (S128)



KOKEMUS is an exhibition and hands-on venue that showcases the world view of Moominvalley.



©Moomin Characters™




©Moomin Characters™



©Moomin Characters™

Tokorozawa

所沢



This area is packed with leisure spots including one of the largest pop culture facilities in Japan, an amusement park, and shopping centers.



Scan the QR code for more details on Tokorozawa!



©Kadokawa Culture Museum

Tokorozawa Sakura Town

This complex offers visitors the chance to experience Japanese pop culture centered on the Kadokawa Culture Museum. There is plenty to see here including the exterior of the museum and the Bookshelf Theater.

Tokorozawa Station/Akitsu Station

3-31-3 Wada, Higashi Tokorozawa, Tokorozawa, Saitama
Approx. 20 minutes by bus from the East Exit of Ikebukuro Line/Shinjuku Line Tokorozawa Station (S117/SS22) or approx. 10 minute walk from Higashi-Tokorozawa Station after taking the Ikebukuro Line to Akitsu Station (S116) and switching to the JR Musashino Line

* Bus service is available between Koku-koen Station and Higashi-Tokorozawa Station on weekends and holidays only.



©Kadokawa Culture Museum

©TEZUKA PRODUCTIONS

Popular attraction: Astro Boy's Trip to the Moon



Seibuen Amusement Park

This amusement park was designed on the concept of a world that envelops visitors in a heartwarming sense of happiness. Visitors can enjoy live performances and other attractions.

Seibuen-yuenchi Station

2964 Yamaguchi, Tokorozawa, Saitama
Close to Yamaguchi Line Seibuen-yuenchi Station (SY02)



Belluna Dome

This stadium in the Sayama Hills is designed to coexist with nature. It is used as the home stadium of the Saitama Seibu Lions, for concerts, and other events.

Seibu-kyujo-mae Station

2135 Yamaguchi, Tokorozawa, Saitama
Approx. 1 minute walk from Sayama Line or Yamaguchi Line Seibu-kyujo-mae Station (S141/SY03)



Mitsui Outlet Park Iruma

This outlet mall is home to nearly 200 unique shops including about 170 shops featuring famous brands from Japan and around the globe, restaurants, and a food court.



Irumashi Station

3169-1 Miyadera, Iruma, Saitama
Approx. 15 minutes by bus from the South Exit of Ikebukuro Line Irumashi Station (S123)

