

-Structure Vision-

Transmit to the world the technical charm of Japanese agriculture.

Most of the goods produced on Japanese farms are made by farmers with a high level of skill and technique. We will spread to people everywhere Japanese culture through our safe agricultural crafts and commercial products and through their traditional Japanese agricultural charm. For those who have been to Japan previously, we will help continue to enjoy their experience.

Thought of Japanese fruits and producer.

Each piece of Japanese fruits, such as our agricultural products, are grown and matured carefully and with care so that our Japanese fruits are always fresh and sweet. We will expand and share the high-quality of our Japanese fruits, the careful consideration of our producers and information of tourist farms to people of the world.

Expand regional attraction and then contribution regional creation.

We believe people visiting our tourist farms website are planning to visit Japan or are already visiting from a foreign country. "Japan Fruits" is a compatible media site for gathering customers and distributing such information. We introduce the basics of Japanese farm tourism and our fruit-picking manner.

facebook



English



Thai



Traditional Chinese

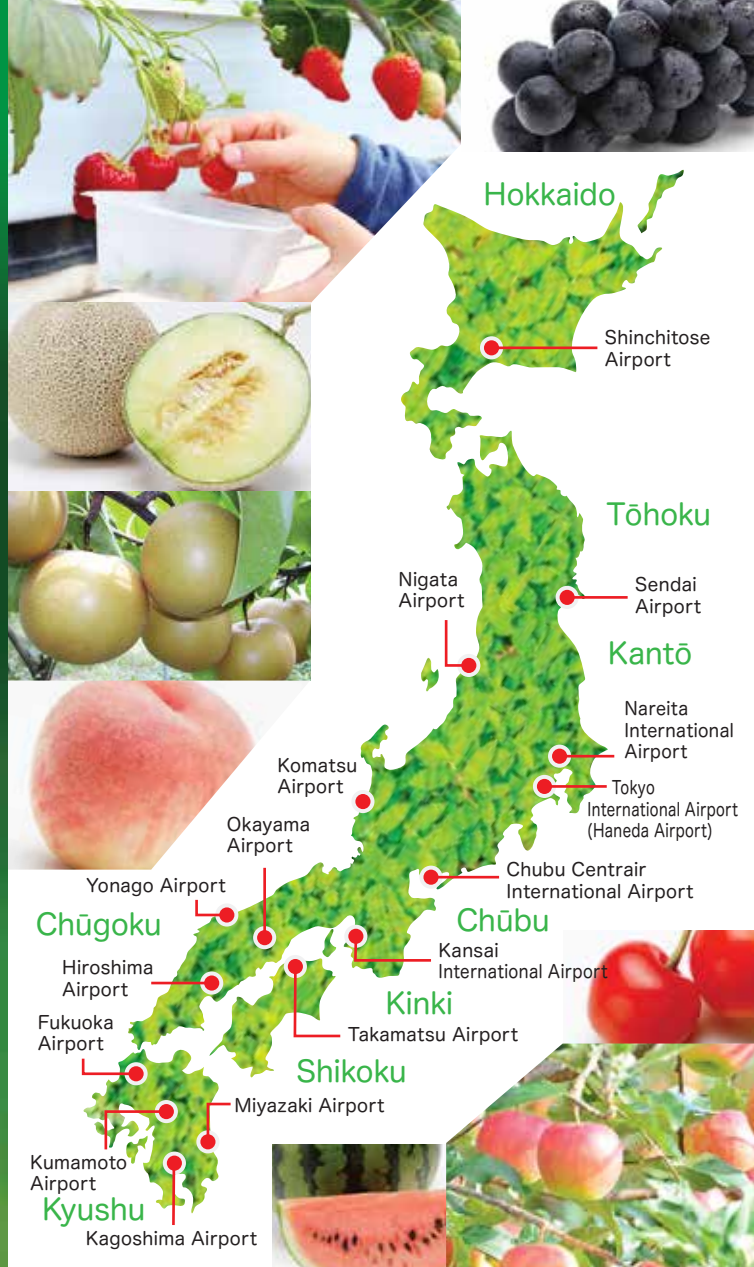
Enquiries

J&J Group Project Building
「Japan Fruits」Executive Office

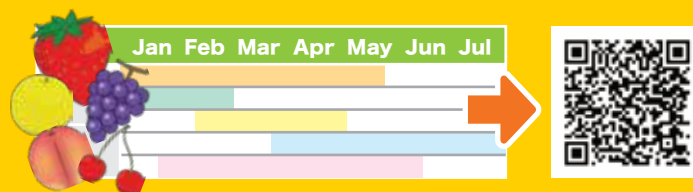
Mail : japanfruits@jjbd.jp

Address : 105-0003 1-6-21 NBF Toranomon Building 7F
Shinbashi, Minato-ku Nishi, Tokyo, Japan

Monday to Friday : 10:00 - 17:00 Saturday Sunday Public Holidays Off



[Fruits availability calendar]



Japan Fruits

– The way of Japan –



<https://the-way-of-japan.com>



As of July 2018

English



Japan Fruits

- The way of Japan -

Get a taste for freshly picked, pure fruits grown in nature.

<https://the-way-of-japan.com>



BEFORE TRAVELING

Discover tourist farms throughout Japan by location or fruit type using our website.

<https://the-way-of-japan.com>

We promote over 770 tourist farms in Japan.



Japanese, English, Thai, Chinese (Traditional and Simplified)

*Some websites may only be available in Japanese and English

Making a reservation

Make fruit picking reservations, as well as car rentals through the website.



WHILE TRAVELING

You can buy the fruits of the farm and take them home with you, or as a souvenir for your home country.

*For more information, please see the look up table for the latest exporting conditions published on the webpage of the Ministry for Agriculture, Forestry and Fishing.




Domestic Delivery

We can send the fruits you have purchased from the tourist farm from any airport within Japan on the date of your return, so you don't have to carry them around during your stay in Japan.

(Please be aware that there may be differences pertaining to each farm regarding the types of fruits receivable, airport availability, and dates of application)

Quarantine condition



*Please note that certain items that can be brought into each country will differ



AFTER TRAVELING

You can purchase your favourite fresh fruits at any time on the Internet after you return to your home country.

(We strive to add more partner countries to the list, already including Hong Kong and Singapore.)



Your fresh fruits will arrive at your door in just a few days.

Plan

There are various different plans at each farm, including; 'All You Can Eat Plan' where you can collect and eat as much fruit within the time limit, and 'Sales by Volume Plan', where you can purchase the amount you collect. Please confirm your course with the farm.

Clothing and What to Bring

Wear something that is easy to move around in. Some fruits may require using a stepladder, so we don't recommend wearing a skirt or high heels. Bring your own wet tissues to clean your hands on the go.

About Fruit Picking

*Below is an example, each farm may have different rules and processes

Please Note



Cherries

While gently pinching the fruit with your fingers, rotate and twist off only the fruit, taking care not to take the bud, (be aware that doing so will mean that next years fruit will not grow).



Peaches

Hold the branch with one hand, and gently grip the fruit with your other hand. (A ripe peach will be soft so make sure to grip just enough not to crush it). Then pick the fruit by simply twisting the peach as you pull down.



Grapes

It is common to cover a bunch of grapes in a bag for collection. First, without breaking the bag, cover the bunch of grapes you will collect through the open bag. Then, break the bunch of grapes off its stem by holding it from the bottom. (Don't forget to take the whole bunch, not just the fruits!)



Pears

When choosing a pear, we recommend ones with a rich shade, yellow to light brown. The skin of a pear will become deeper as the pear ripens. When picking pears, simply hold tightly from the bottom with one hand, and twist in a sideways and upward motion.



Apples

Hold the apple from below with one hand, and twist to the side and then up to remove from the stem. (Don't spin the apple!) Placing your index finger on the stem and pulling up will help to easily remove the fruit.



Strawberries

Since there are dedicated harvesting rows, please don't move the strawberries in the wrong direction. (Doing so may cause accidental damage to the stem or root.) To pick strawberries, simply pinch the strawberry lightly with your fingertips and softly twist and pull upward.