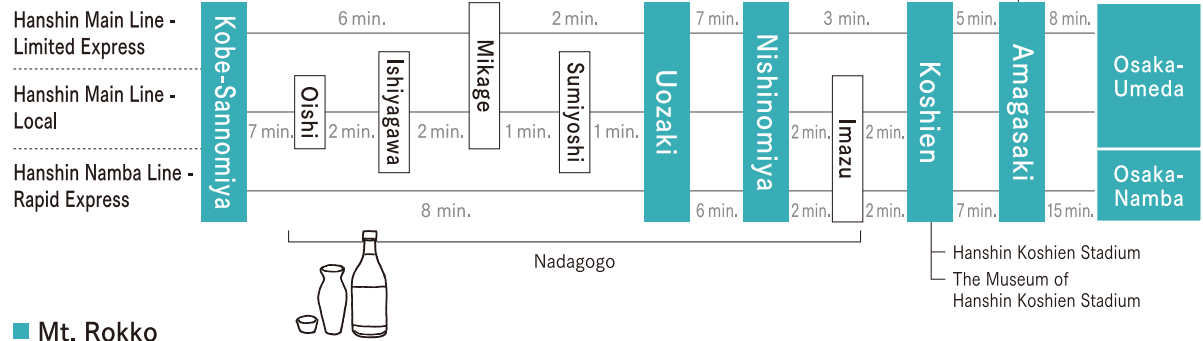
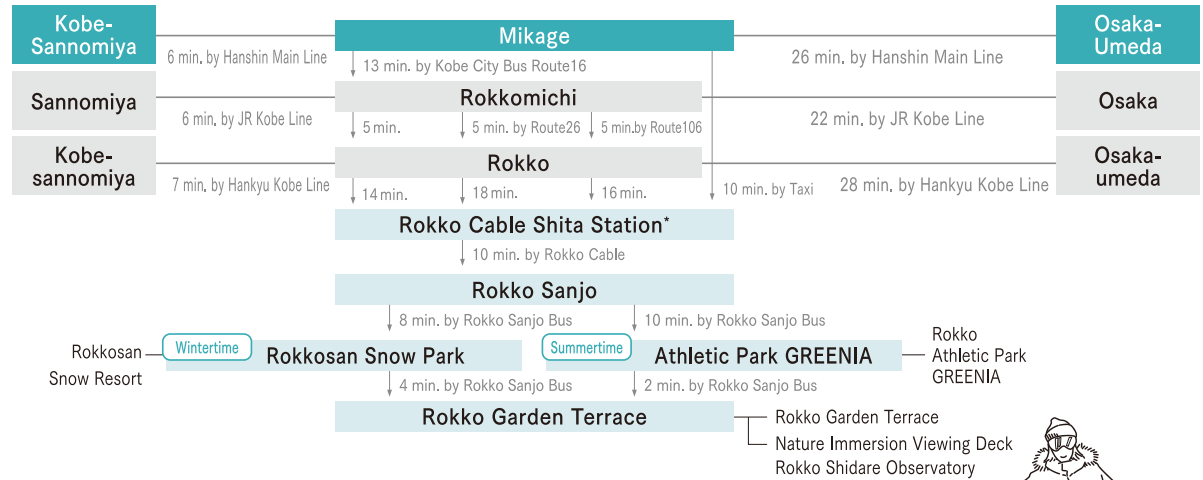


## Access from Major Stations

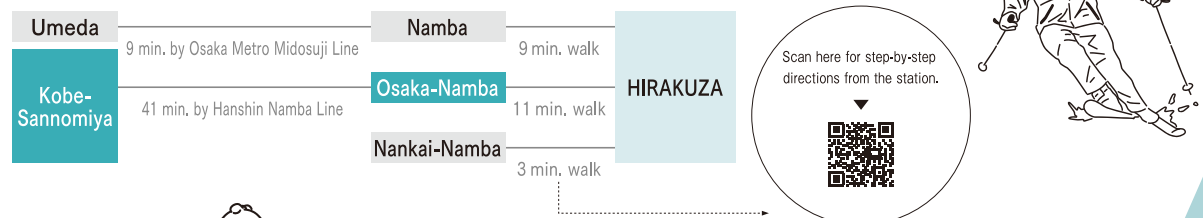
### Koshien, Nadagogo, and Amagasaki



### Mt. Rokko



### HIRAKUZA



\*Please note that the Rokko Cable Car will be out of service from Monday, January 6, 2025, to Saturday, April 12, 2025 (tentative) due to vehicle renovation and other construction work. During the suspension period, a bus service will operate between Rokko Cable Shita Station and Rokko Sanjo Station.

Let's make exciting memories with the Hanshin Electric Railway!

# OSAKA KOBE

## Fun Adventure

Snow Park

Athletic

Sake from Nadagogo

Sumo

Baseball at

Hanshin Koshien Stadium



spot  
1

# Koshien

**A Century of Baseball History Packed in this Sacred Field**  
**Discover What Makes Koshien Special!**



A breathtaking observation space under the scoreboard with a **PANORAMIC** view of the stadium  
(located in the ballpark area of the Museum of Hanshin Koshien Stadium)  
\*Closed during games or inclement weather.

Enjoy even on no-game days!

## The Museum of Hanshin Koshien Stadium

A museum where you can learn about the history of high school baseball, the Hanshin Tigers, and Hanshin Koshien Stadium. It showcases a wealth of valuable materials and videos that are a must-see for baseball fans. A spot inside the museum offers a panoramic view of the stadium.



Scan here for details

**Address** 2F Koshien Plus, 8-15 Koshien-cho, Nishinomiya City

**Station** 7 min. walk from Hanshin Koshien Station

**Hours** March to October: 10:00 AM - 6:00 PM  
November to February: 10:00 AM - 5:00 PM  
(Last entry is 30 minutes before closing)

**Closed** Mondays (open on game days and public holidays)  
Year-end & New Year holidays, and for occasional maintenance.

**Admission fees** Adult: 900 yen  
High school student (16-18): 700 yen  
Child (4-15): 500 yen  
Free for children under 3 years old.

### Touch the Ball

In the VR section, enjoy exclusive 360° videos of Hanshin Koshien Stadium, and interact with exhibits showcasing baseball equipment used by the Hanshin Tigers. Touch and play with plenty of immersive contents!



### History of Hanshin Tigers

The 2023 Championship, a victory for the first time in 38 years, is brought to life through displays of the pennant and memorabilia from star players. The museum also chronicles the history of the Hanshin Tigers from their founding to Today.



### High School Baseball

Discover the history of high school baseball in Japan, from its beginnings to today, through priceless exhibits, photos, and footage of unforgettable Koshien games. You'll also find a glove used by Shohei Ohtani during his high school years on display!



### Koshien in Manga

From timeless classics like "Touch" and "Dia no A (Ace of Diamond)" to recent popular works, a collection of baseball mangas depicting the iconic Koshien Stadium is on display. Be sure to check out the displays featuring uniforms recreated from the characters in these mangas!



Countless memorable moments have been created here, and it has been loved by baseball fans for generations

## Hanshin Koshien Stadium

Since its opening in 1924, Hanshin Koshien Stadium has been the stage for both the spring and summer high school baseball tournaments and has been recognized as the "sacred ground of baseball" in Japan. Major league stars such as Ichiro, Hideki Matsui, and Shohei Ohtani all set their sights on Koshien during their high school days. Since 1935, the stadium has also been the home of the professional baseball team, the Hanshin Tigers, hosting countless thrilling games. Watching a match in this stadium, where cheers of excitement fill the air, will surely create lifelong memories!

**Address** 1-82 Koshien-cho, Nishinomiya City

**Station** 3 min. walk from Hanshin Koshien Station




Scan here for details

Play baseball at Koshien?!

### Virtual Baseball Experience at Koshien

Attached to the Museum of Hanshin Koshien Stadium, a virtual batting center offers computer-generated pitching and batting at Hanshin Koshien Stadium that you can experience! With hits and pitches displayed on a large screen, it will make you feel like you are playing in the stadium!



Scan here for details

**Hours** March to October: 10:00 AM - 7:00 PM  
November to February: 10:00 AM - 6:00 PM (Last entry is 20 minutes before closing)

**Closed** Mondays (open on game days and public holidays),  
Year-end & New Year holidays, and for occasional maintenance.

**Admission fees** 3-item set (1 round/each: batting, toss batting, and pitching): 1,200 yen  
2-item set (1 round/each: batting, and a choice of toss batting or pitching): 900 yen  
1 round: toss batting: 400 yen  
1 round: pitching: 400 yen  
\*On premium rate days such as weekends or holidays, only the 3-item set is available for 1,500 yen.

For guests from overseas only

### Tickets with Hanshin Koshien Stadium original items are now on sale!

#### Hanshin Tigers Game Tickets

**Items** Hanshin Tigers game tickets at Hanshin Koshien Stadium, with exclusive original game-day merchandise (supporter bat + towel)  
**Admission fees** 7,000 yen to 7,700 yen \*Available only during the season (April to September). Due to limited availability, tickets may sell out.



Scan here for details on Hanshin Tigers game tickets

#### The Museum of Hanshin Koshien Stadium Admission Ticket

**Items** The Museum of Hanshin Koshien Stadium Admission Ticket, Hanshin Koshien Stadium Original Cap  
**Admission fees** Adult: 1,500 yen, High school student (16-18): 1,300 yen, Child (4-15): 1,100 yen



For ticket details and purchase scan here

#### Stadium Tour

**Items** Stadium Tour Fee, The Museum of Hanshin Koshien Stadium Admission Ticket, and Hanshin Koshien Stadium Original Cap  
**Admission fees** Adult: 2,500 yen, High school student (16-18): 2,300 yen, Child (4-15): 1,900 yen

\*The images are for illustrative purposes only.  
\*Subject to change without notice.

spot  
2

# Mt. Rokko

Let's Enjoy the Nature and Landscape of Kobe



Spring to Fall!

## Rokko Athletic Park GREENIA



Scan here for details

Japan's largest athletic park with 174 points of land, aerial, and aquatic athletics to enjoy. Surrounded by beautiful natural landscape, it offers a perfect setting for outdoor activities. The park features easy obstacles and safe courses, making it a fun and secure experience even for young children.

- Address** 4512-98 Kita-Rokko, Rokkosan-cho, Nada-ku, Kobe City, Japan
- Station** 4 min. walk from the "Athletic Park GREENIA" bus stop on Rokko Sanjo Bus
- Hours** 10:00 AM - 5:00 PM (last admission at 4:30 PM).
- Closed** Thursdays (open on a public holiday)
- Admission fees** Adults: 3,000 yen  
Middle, High school, Univ. student: 2,500 yen  
Elementary school student: 2,000 yen  
Ages 4 - 6: 1,500 yen



### Play at the Land Athletics



Start with the classic land-based athletics and give it a try! Aim to conquer all four areas: "Yahhoi," "Dekairiki," "Wonder Yamanbo," and "Mt. King"!

### Try the Aquatic Athletics



"Wonder Amenbo" is an aquatic athletic course with 34 points built over a pond. No worries if you fall in—showers are available! Bring a change of clothes and a towel to fully enjoy!

\*Restrictions: 7+ years old, min. height: 110 cm

### Explore the Aerial Athletics



Experience an extraordinary adventure high up in the trees with "Mecha Forest," featuring treetop challenges reaching up to 15 meters, and take on the thrilling 200-meter-long "Zip Slide." Get ready for a thrilling aerial athletic experience!

\*Restrictions: 7+ years old, Min. height: 110 cm, Max. Weight: below 100 kg

## Rokko Garden Terrace



A landscape with an exotic atmosphere, offering breathtaking views from an altitude of approximately 880 meters. At the heart of the area stands the iconic landmark of Mt. Rokko, the "Rokko Shidare Observatory," providing a unique natural experience. Surrounding the observatory, you'll find a variety of restaurants, souvenir shops, and specialty stores. Come out during the nighttime when the area is beautifully illuminated, allowing visitors to enjoy the stunning "10-million-dollar night view."



- Address** 1877-9 Gokeyama, Rokkosan-cho, Nada-ku, Kobe City
- Station** Just a short walk from the "Rokko Garden Terrace" bus stop on Rokko Sanjo Bus
- Hours** Varies by season
- Closed** \*For details, please check the "Visitor Information" section on the official Rokko Garden Terrace website.
- Admission Fee** Free

## Rokkosan Snow Resort

Winter!



The gentle slopes of the ski area are popular among families and beginners. The park offers a variety of ski and snowboard lessons, making it a great place to learn. The dedicated "Snow Land" area, separate from the ski slopes, is perfect for sledding and snow play, ensuring a safe environment for families with children. With a wide range of rental equipment available, visitors can enjoy the park without bringing their own gear.

- Address** 4512-98 Kita-Rokko, Rokkosan-cho, Nada-ku, Kobe City, Japan.
- Station** 1 min. walk from the "Rokkosan Snow Park" bus stop on Rokko Sanjo Bus
- Hours** Hours: 9:00 AM - 5:00 PM (last admission at 4:30 PM)  
Sat, Sun & holidays: 9:00 AM - 8:00 PM (last admission at 7:30 PM)
- Closed** Open every day during the season
- Admission fees** 1-Day Ticket: Middle school student+2,500 yen  
3 yrs old to Elementary school student: 1,300 yen  
\*Lift fees not included  
Night Ticket:  
Middle school student+: 3,000 yen  
3 yrs old to Elementary school student: 1,800 yen  
\*Unlimited lift rides included

### Enjoy skiing



The park features a beginner-friendly Slope #1 and an intermediate Slope #2, along with a dedicated practice area for beginners. Ski lessons offer a variety of courses tailored to different skill levels and age groups, ensuring a fun and safe learning experience for everyone.

### Experience Snowboarding



From beginners to experienced snowboarders, and even international visitors, everyone can enjoy snowboarding with ease. The rental shop offers a wide range of sizes and beginner-friendly models, making it easy for newcomers to get started comfortably.

### Play in the Snow



"Snow Land" is a perfect area for first snow experience, where kids can freely enjoy activities like building snowmen. It also features fun attractions such as snow sledding and kids' athletic activities, making it an ideal spot for families and children.

## Nature Immersion Viewing Deck Rokko Shidare Observatory



A mountaintop observation deck where panoramic views, art, and nature come together in perfect harmony. Resembling a large tree, its appearance offers a different perspective from both the inside and outside. At its highest point of 888 meters above sea level, the breathtaking panorama stretches from Awaji Island to the Osaka Plain and even as far as Kansai Int'l Airport.



- Address** 1877-9 Gokeyama, Rokkosan-cho, Nada-ku, Kobe City
- Station** Just a short walk from the "Rokko Garden Terrace" bus stop on Rokko Sanjo Bus
- Hours** Varies by season
- Closed** \*For details, please check the "Visitor Information" section on the official Rokko Garden Terrace website.
- Admission fees** Middle school student+: 1,000 yen  
4 yrs old to Elementary school student: 500 yen



spot  
3

# THE SUMO HALL HIRAKUZA OSAKA

**Awe-Inspiring Power and  
Unforgettable Sumo Show**



## Facility Details



An immersive entertainment cultural experience venue themed around Japan's national sport, Sumo. Enjoy a spectacular sumo show performed by former professional sumo wrestlers while dining. Not only can you witness the powerful performances, but you can also step into the ring, interact with the wrestlers, and even take photos with them.



**Address** 2-10-70 Namba Naka, Naniwa-ku, Osaka City  
**Station** 10 min. walk from Hanshin Osaka-Namba Station  
**Hours** Sumo Show: Starts at 6:00 PM and 9:00PM  
 (Each show is approximately 60 minutes, plus photo session)  
 \*Note: If there is only one show in a day, it starts at 7:00 PM  
 Souvenir Shop: 11:00 AM - 9:00 PM  
 \*Hours may vary. Please check the official Hirakuza website for details.  
**Closed** Tuesdays, Dec. 31, Jan. 1

## Performance Details

\*The information provided is as of December 2024 and is subject to change. Please check the official HIRAKUZA website for the latest updates.

### Step into History



All performers are former sumo wrestlers. Enjoy an energetic opening act featuring full-scale sumo ring staging enhanced with sound, lighting, and video effects.

### Learn the Rules



Get a comical yet easy-to-understand explanation of sumo techniques and rules, delivered in English.

### Watch the Matches



Finally, the main event begins! Get captivated by the intense and spirited sumo bouts.

### Unforgettable Experiences



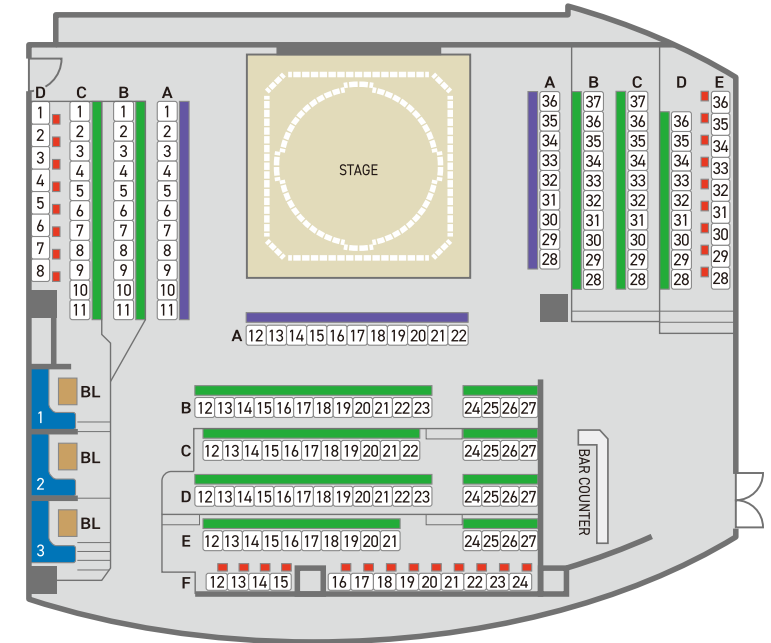
Put on a sumo suit and challenge the wrestlers!\* After the performance, take photos with the wrestlers to create lasting memories.  
 \*A limited number of participants may challenge sumo wrestlers.

## Seating Layout

The seating area (approximately 180 seats) is arranged in a tiered layout surrounding the sumo stage, offering a thrilling and up-close view of the powerful sumo show. A large screen behind the stage enhances the atmosphere and excitement in the venue.

■ S Seats / ■ A Seats  
 ■ B Seats / ■ BL Seats

\*Seat selection is not available



## Prices

\*The information provided is as of December 2024 and is subject to change. Please check the official HIRAKUZA website for updates.

### Admission fee (includes a bento box or snack bag and a drink)

<b>S Seats</b>	Adults	Children	16,000Yen
<b>A Seats</b>	Adults	Children	12,500Yen / 9,000Yen
<b>B Seats</b>	Adults	Children	9,500Yen / 7,000Yen
<b>BL Seats</b>	50,000Yen *Sofa seating is available. Up to 4 people can share one section.		

\*Children (Ages 3-12)

### Special Food Option

<b>Premium Bento Box</b>	4,000Yen
<b>Halal Bento Box</b>	2,000Yen
<b>Vegan Bento Box</b>	2,000Yen



## Meal Options



**HIRAKUZA Bento Box**  
 A traditional Japanese bento filled with Osaka's local delicacies.

OR



**HIRAKUZA Kid's Bento Box**  
 (Available with the child ticket)

OR



**HIRAKUZA Snack Bag**

+



### 1 DRINK

Alcoholic beverages such as beer and wine, as well as soft drinks are available.

\*Please make bento box orders at least 4 days in advance (Japan time). For orders made after this deadline, only the HIRAKUZA Snack Bag will be available as an alternative.

## Special Food Option



**Premium Bento Box**



**Halal Bento Box**



**Vegan Bento Box**



Please check here for dining option details.

spot 4 **Nadagogo**



Pursuing Delicious Sake



© Kobe Tourism Bureau (General Incorporated Foundation)

**What is Nadagogo** Nadagogo, which flourished along the coastal areas of Kobe City and Nishinomiya City, is Japan's largest sake brewing region, stretching 12 km from east to west. Nadagogo is a collective term referring to five brewing districts: Nishi-go, Mikage-go, Uozaki-go, Nishinomiya-go, and Imazu-go. Known as "Japan's premier sake-producing region," Nadagogo has inherited its brewing traditions from the Muromachi and Edo periods (1330 - 1870). Today, the region is home to 25 sake breweries. \*1 \*1: As of January 15, 2025

**What is Sake?** Japanese sake is an alcoholic beverage made from rice (steamed rice), rice koji mold, and water as its main ingredients. It has developed over a long history up to the present day. Today, there are more than 1,400 sake breweries in Japan. Hyogo Prefecture, which includes Nadagogo, boasts the highest production volume of sake in the country. \*2 \*2: Based on the 2022 Annual Statistical Report by the National Tax Agency.



Nadagogo Sake Brewery Tour Map



Scan here for details



What Makes Nada's Sake So Tasty



水

**Miyamizu The Perfect Water for Sake Brewing**

Discovered in the late Edo period by Yamamura Tazaemon of Sakuramasamune, Miyamizu is a hard water rich in minerals such as phosphorus, calcium, and potassium. These minerals serve as nutrients for rice koji mold and yeast, promoting enzymatic activity, making it well-suited for sake brewing.



米

**The King of Sake Rice Yamada Nishiki**

The breweries of Nadagogo have long used "Hyogo Prefecture-grown Yamada Nishiki" as the primary ingredient for their sake. Yamada Nishiki is characterized by its large grains and a prominent starchy core called shinpaku at the center of each grain. It is regarded as the ideal ingredient for producing the finest Japanese sake.



技

**The Superior Craftsmanship of the Tamba Toji**

In recent years, sake brewing has become increasingly industrialized; however, the Toji (master brewer) continues to bear full responsibility for determining the taste of the sake, just as in the past. In Nadagogo, the Tamba Toji, known for their brewing methods suited to hard water, lead the brewing process and oversee the kurabito (brewery workers).



© Kobe Tourism Bureau (General Incorporated Foundation)

COLUMN

**The 'Traditional Sake Brewing' used in the production of Japanese sake has been inscribed on the UNESCO Intangible Cultural Heritage list.**

On December 5, 2024, Japan's "Traditional Sake Brewing" was inscribed on the UNESCO Intangible Cultural Heritage list. "Traditional Sake Brewing" refers to brewing techniques developed by Toji (master brewers) and kurabito (brewery workers) based on years of experience, using rice koji mold. These techniques have evolved in accordance with the climate and natural features of various regions in Japan and have been passed down through generations in the production of sake, shochu, awamori, and mirin.

spot 5 **Amagasaki**



Enjoying a Historical City



**Amagasaki Castle**

About 400 years ago, Amagasaki prospered as a castle town. Although Amagasaki Castle was lost approximately 140 years ago due to the castle abolition order, it was reconstructed and reopened near Amagasaki Station in 2019. The castle features a variety of attractions that everyone can enjoy, including the 'Dress-Up Experience Section,' where visitors can try on costumes of princesses and lords.

- Address** 27 Kita-Jonai, Amagasaki City
- Station** 5-minute walk from Hanshin Amagasaki Station
- Hours** 10:00 AM - 5:00 PM (Last admission at 4:30 PM) \*Open from 9:00 AM until March 31, 2025
- Closed** Mondays (or the following day if Monday falls on a public holiday), New Year's holidays.
- Admission Fees** Adult/Student: 500 yen, Elementary, Middle, High school student: 250 yen \*Preschool children: Free \*The first floor is free of charge.



Scan here for details

**Daikan Honten**



Loved for over 100 years for its firm egg noodles and flavorful broth! Chuka Soba - 960 yen

In 1912, the first Japanese-owned Chuka Soba (Chinese noodle) shop was opened in Kobe's Foreign Settlement. The rich soy sauce base, continuously refined since the shop's founding 113 years ago, along with the flavorful broth made from chicken and pork bones, is simply irresistible. Menus are available in English, Chinese, and Korean.

- Address** 3-29 Kanda-Nakadori, Amagasaki City
- Station** 4-minute walk from Hanshin Amagasaki Station
- Hours** 11:30 AM - 7:00 PM
- Closed** Wednesday



Scan here for details

**Amagasaki Ebisu Shrine**



The shrine, easily recognizable by its 17-meter-tall torii gate visible from the Hanshin train, offers an experience where women can take on the role of a miko (shrine maiden). This opportunity is available only to foreign women who can speak Japanese or English. The plan allows participants to wear traditional attire and experience the role of a miko for 3,000 yen per person for one hour. Please check the participation requirements on the website and make a reservation at least one week in advance.

- Address** 3-82 Kanda-Nakadori, Amagasaki City
- Station** 5-minute walk from Hanshin Amagasaki Station
- Hours** Free access to the shrine grounds
- Closed** Free access to the shrine grounds



Scan here for details

**Amagasaki Tourist Information Center**

Located on the north side of Hanshin Amagasaki Station within Chuo Park, this tourist information center provides guidance on the surrounding area and offers useful brochures and pamphlets for sightseeing. In addition, it sells popular local specialties and souvenirs loved by people in Amagasaki.

- Address** 1-4 Kanda-Nakadori, Amagasaki City (inside Chuo Park)
- Station** Just a short walk from Hanshin Amagasaki Station
- Hours** 9:00 AM - 5:00 PM
- Closed** New Year's holidays (December 29 - January 2)



Scan here for details

# Kansai Map

- Connecting Stations with Similar Names
- Hankyu Railway / Nose Elec. Railway
- Kintetsu Railway / Keihan Railway / Nankai Elec. Railway / Osaka Monorail / Others
- Hanshin Elec. Railway
- Shinkansen / JR Line
- Osaka Metro
- Midosuji Line / Tanimachi Line / Yotsubashi Line / Chuo Line / Sennichimae Line / Sakaisuji Line / Nagahori Tsurumi-ryokuchi Line / Imazatosuji Line / New Tram



**Access from various airports to Osaka and Kobe**

Kansai International Airport (KIX)	46 min. by the Nankai Airport Line	Nankai-Namba
	47 min. by JR Line (Limited Express Haruka)	Osaka
Osaka Itami Airport (ITM)	3 min. by the Osaka Monorail	Hotarugaikae
	14 min. by the Hankyu Takarazuka Line	Osaka-Umeda
Kobe Airport (UKB)	18 min. by the Port Liner	Sannomiya
Kyoto	28 min. by the JR Kyoto Line	Osaka

