

CHIBA

Guide Map



Chiba Official Tourism Website

visit_chiba_japan

Visit.Chiba.Japan

visit_chiba_japan

Visit Chiba Endless Adventures Await!

Instagram, Facebook, TikTok icons

Near Narita

The area surrounding Narita International Airport, offering numerous worthwhile ways to start or end your Japan trip.

01 Naritasan Shinsho-ji Temple / Naritasan Omotesando Street



成田山新勝寺 / 成田山表参道

Naritasan Shinsho-ji Temple is the major temple of Chisan school of Shingon sect of Buddhism founded by Kancho Dai-jo (the head priest of a Buddhist sect) in 940. Fudomyo (Caitika) enshrined in the temple was carved and consecrated with a deep devotion by Kukai (aka Kobo Daishi) at the behest of Emperor Saga. During the first three days of the new year, this temple attracts no less than 3 million people. Naritasan Omotesando Street is the main road tinged with various characteristics and histories as a temple town, which leads you to Naritasan Shinsho-ji Temple. You will be spellbound by the savory grilled eel that used to be served to the worshippers in the Edo Period.

- Open everyday Admission free
- JR Narita Sta. (JO35) 10 min.
- Keisei-Narita Sta. (KS40) 10 min.



The Historic Town of Sawara

02



Sawara, which has learned the spirit of love for nature from the rich flow of the Tone River and the sophistication from Edo (old Tokyo), honorably claimed the title of "Edo-Masari (better than Edo)." It is valued as "Live Town," retaining the atmosphere of those days.

- Varies depending on the facilities
- JR Sawara Sta. 10 min.

03 Boso no Mura / Cosplay Annex



房総のむら / コスプレの館

Boso no Mura is an interactive museum. Set in a splendid natural environment, you can enjoy a hands-on experience learning about the changes that have occurred in clothing, food, housing and crafts over the ages from ancient times, as well as the traditional lifestyle of the people of the Boso region. Enjoy dressing up as a samurai or ninjal! Cosplay Annex has a huge variety of outfits available. Combine your experience with a stroll through nearby Boso no Mura and get some spectacular one-of-a-kind pictures! *Reservations are required for groups of 5 or more. (Check the official website for details.)

- Boso no Mura: 9:00am-4:30pm Mon, etc. 300 yen
- Cosplay Annex: 9:00am-5:00pm Mon, etc. 350 yen
- Costume rental fee from 2,000 yen
- JR Ajiro Sta. 10 min.
- (get off at Boso no Mura bus stop)




04 Sakura Castle Ruins Park



佐倉城址公園

Sakura Castle Ruins Park is a historical park where the remains of the castle and moat from the Edo period still remain. History aside, you can enjoy the cherry blossoms in spring and the splendid colors of the leaves of gingko and maple trees in autumn.

- Open everyday Admission free
- JR Sakura Sta. (JO33) 15 min.
- Keisei-Sakura Sta. (KS35) 5 min.
- (get off at Kokubun Rekish Mizuko Hakubutsukan-mae bus stop)



05 Old Samurai Houses



武家屋敷

Old Samurai Houses that were once the residences of samurai from the Sakura domain, which ruled over what is now Sakura City. With three restored samurai houses from the Edo period, you can get to know how life was like for the members of Japan's ruling class.

- 9:00am-5:00pm (last admission 4:30pm) Mon, etc.
- 100 yen
- JR Sakura Sta. (JO33) 15 min.
- Keisei-Sakura Sta. (KS35) 20 min.



06 The Hotta Residence



旧堀田邸 (せくら庭園)

Hotta Masatomo, former lord of Sakura, used to live in this residence after the Meiji Restoration. The entrance building, living room building, and other areas are collectively designated as nationally important cultural properties. The garden is also registered as one of the nation's designated Places of Scenic Beauty.

- 9:30am-4:30pm (last admission 4:00pm) Mon, etc. 350 yen
- JR Sakura Sta. (JO33) 20 min.
- Keisei-Sakura Sta. (KS35) 10 min.



07 Sakura Furusato Hiroba Square



佐倉ふるさと広場

The windmill by the side of Inbanuma Pond is a symbol of the relationship between Sakura City and the Netherlands. At Sakura Furusato Hiroba Square, you can enjoy tulips in April (best in mid-April), fireworks and sunflowers in summer, and cosmoses in autumn.

- Open everyday Admission free
- Keisei-Sakura Sta. (KS35) 10 min.
- (get off at Furusato Hiroba bus stop)



Inuma Honke / Kinoene omoya

08



"Inuma Honke" is a 300-year-old sake brewery famous for a sake brand called "Kinoene Masamune." It offers a brewery tour, allowing visitors to see the whole process of sake brewing (the tour is offered only on Saturdays from October to around April and requires a reservation). On the premises, a renovated 300-year old folk house accommodates a restaurant, "Kinoene omoya," where you can enjoy lunch and dinner in a traditional atmosphere.

- Kinoene omoya: 11:00am-3:00pm (L.O. 1:30pm) / 5:00pm-9:00pm (L.O. 8:00pm) Wed
- *Open only for lunch on Mondays, Tuesdays and Thursdays.
- JR Minami-Shihei Sta. 10 min.
- JR Shihei Sta. (JO34) / Keisei-Shihei Sta. (KS37) 10 min.

Boso Hills

This area boasts the richest natural environment in all of Chiba Prefecture.

14 Mother Farm



マザー牧場

Mother Farm is located on Mt. Kano that offers a magnificent view of mountains of the Boso Peninsula, Tokyo Bay, and Mt. Fuji. With expansive grounds of 2.5 million square meters, this farm is home to various animals including cows, horses, sheep, and alpacas. It also hosts daily events and shows where visitors can interact with the animals. Popular events include the "Sheep Show" (sheep shearing) at Agrodome and "Cow Milking Experience." Also popular are the large-scale, picturesque flower gardens with canola flowers in spring as well as petunias, the "momoro toiki" (pink breath) of summer. Additionally, you can enjoy various other activities including riding the Ferris wheel and bungee jumping from 21 meters high. The souvenir shops sell original Mother Farm sweets and homemade ham and sausages. Some popular park food includes their signature jingsukan multon dishes and soft-serve ice cream. For seasonal fruit- and vegetable-picking, you can enjoy strawberries, blueberries, sweet potatoes, and more depending on the time of year.

- 9:30am-4:30pm (varies depending on the season)
- Check the website for details. 1,800 yen
- JR Sanukimachi Sta. 25 min.
- JR Kimitsu Sta. 35 min.



Country Farm Tokyo German Village

15



Country Farm Tokyo German Village has many enjoyable spots such as a vast stretch of lawn where you can play freely, the largest putting golf field in the Kanto area, a grass skiing slope, a roller coaster and a zoo for kids. The flowers that make the entire village colorful all the year around and the illuminations (November through March) that light up the winter night are very popular.

- 9:30am-5:00pm (varies depending on the season) Open everyday Check the website for details.
- JR Sodogaura Sta. 30 min.
- JR Chiba Sta. (JO26) 40 min.

16 Oyama Senmaida (Rice Terraces)



大山千枚田

Oyama Senmaida is known as the closest rice terrace to Tokyo, and the 3.2-hectare area spread over 375 fields arranged in a staircase pattern is a beautiful rural scenery that brings to mind that Japanese traditional landscape still actually exists. It has been chosen as one of "Japan's 100 best terraced rice fields."

- 9:00am-4:00pm Tue Admission free
- JR Awa-Kamogawa Sta. 30 min.
- (get off at Oyama Senmaida-iriguchi bus stop)

17 Shimizu Mountain Stream Park



清水深流広場 (濃溝の滝・亀岩の洞窟)

Shimizu Mountain Stream Park is surrounded by rich nature, allowing you to enjoy the natural scenery through the year. If the timing and conditions are just right, a heart-shaped formation appears when a beam of sunlight shines through the Kameiwa Cave and reflects off the water's surface at the base of Nomizo Falls. *Please note that entry is prohibited near the front of the cave due to the risk of falling rocks and landslides.

- Open everyday Admission free
- JR Kazusa-Kameyama Sta. 15 min.



Inner Coast

Facing Tokyo Bay, surrounded by the sea and abundant nature.


18 Mt. Nokogiri / Nihon-ji Temple



鉾山 / 日本寺

Mt. Nokogiri is a mountain with an elevation of 329.4 meters. The mountain consists of tuff that, thanks to the fact that is suitable for construction, it used to be a quarry from the Edo period. Since the shape of the exposed mountain side has a saw-toothed shape, it was given the name of "nokogiri," which means "saw." The view from "Jigoku-nozoki," which is situated near the top of the mountain is both beautiful and thrilling. The slope on the south side of the mountain is the temple grounds. Nihon-ji temple was built by the Buddhist monk called Gyoki at the behest of Emperor Shomu about 1,300 years ago. You can visit the largest Buddha statue carved on a rock face with a height of 31 meters, Hyakushaku-Kannon statue, which might remind you of the Bamian Buddha and the 1,500 stone figures of Arhats.

- 9:00am-5:00pm (Ropeway) / 9:00am-4:00pm (Nihon-ji Temple) (varies depending on the season)
- Open everyday 1,200 yen (Ropeway round trip) / 700 yen (Nihon-ji Temple)
- JR Hamanaka Sta. 8 min. Ropeway Sanroku Sta. 10 min.



Umihotaru Parking Area



東京湾アクアライン 海ほたるパーキングエリア

- Open everyday (not available in case of road closed)
- Admission free (toll road fees required when using a rental car.)
- JR Kisarazu Sta. 30 min.



19 Tokyo Wan Ferry



東京湾フェリー

If you intend to visit the Boso Peninsula from the Kanagawa Prefecture area, taking a ferry is recommended! Crossing between the ports of Kurihama in Kanagawa and Kanaya in Chiba, it offers spectacular views of Mt. Fuji and the Tokyo skyline.

- Check the website for details.
- 1,100 yen (one way)
- JR Hamanaka Sta. 8 min.

Greater Tokyo

The capital of Chiba Prefecture and adjacent to Tokyo.

09 Japanese Garden "Mihama-en"



見浜園

Mihama-en is a Japanese garden of 1.6-hectare where you can enjoy traditional Japanese culture for both foreign visitors and local residents. Its style is a Chisen (a pond and a fountain) Kaiyu (walk-through), where a pond is in the center of the garden, and mountains, rivers, seas, and woods are expressed and visitors can enjoy the change of four seasons of nature by walking through the garden.

- 9:00am-5:00pm (last admission 4:30pm) Mon, etc.
- 100 yen
- JR Kaihimmakuhari Sta. (JE14) 10 min.



Funabashi H.C. Andersen Park

10

ふなばしアンデルセン公園

Funabashi H.C. Andersen Park is named after the famous fairy tale writer Hans Christian Andersen, who was born in Odense, Denmark, Funabashi's sister city. This vast park features over 150 of different flowers blooming all through the year. According to Tripadvisor, Funabashi H.C. Andersen Park ranked third among Japan's theme parks and tenth among Asia's in 2015.

- 9:30am-4:00pm (varies depending on day and the season) Mon, etc. 900 yen
- Keisei Matsudo Line Misaki Sta. (KS74) 15 min.
- (get off at Andersen Koen bus stop)



11 Shimizu Park

清水公園

Shimizu Park is one of Japan's most famous cherry blossom viewing spots, and home to some fabulous flowers in every season as well as spectacular autumn leaves. Available facilities include field athletics, a camping and barbecue area, a pony ranch, "Aventure", and more.

- Varies depending on the facilities
- Varies depending on the facilities
- Tobu Urban Park Line Shimizu-koen Sta. (TD15) 10 min.



12 Mitsui Outlet Park Makuhari



三井アウトレットパーク 幕張

At just about 30 minutes by rapid train from Tokyo Station, Mitsui Outlet Park Makuhari is a popular shopping destination for those coming from Tokyo looking for a day of hunting for deals on both foreign and domestic brands. You'll find about 130 shops here, ranging from high-end brands and boutiques to stores selling sports and lifestyle goods.

- Shops and stores: 10:00am-8:00pm (restaurants have different business hours)
- Check the website for details.
- JR Kaihimmakuhari Sta. (JE14) 1 min.

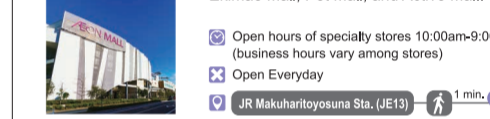
13 AEON MALL Makuhari New City



イオンモール幕張新都心

AEON MALL Makuhari New City is one of Japan's largest shopping malls, with over 280 shops, and it's easily accessible from Tokyo! This complex is so sprawling that it's actually divided into four different connected malls: The Grand Mall, Ekimae Mall, Pet Mall, and Active Mall.

- Open hours of specialty stores 10:00am-9:00pm (business hours vary among stores)
- Open Everyday
- JR Makuharitoyosama Sta. (JE11) 1 min.



Traffic information

Express Bus

Bus Terminal Tokyo Yaesu

Many express buses depart from this bus terminal to Chiba Prefecture. It takes about 60-120min. by bus to Kisarazu, Kamogawa, Sawara, and similar destinations. Tickets can be purchased at the Tourist Information Center on the first basement floor or from ticket vending machines, and transportation system IC cards can also be used.

Ticket Office: B1/F

1st floor entrance

Shinjuku Expressway Bus Terminal

The Shinjuku Expressway Bus Terminal, which connects directly to the New South Exit of JR Shinjuku Station, is convenient for Kisarazu, Kimitsu, and Tateyama. It takes 60-120min. to get to each direction. The largest bus terminal in Japan, it has various facilities available, such as a Tourist Information Center, coin lockers, convenience stores, shops, ATMs, and vending machines.

4th floor bus stop

Entrance A Area A

Stores, coin lockers, etc.

Chiba Station

Buses bound for Tateyama, Kamogawa, Chikura, and Awa-Shirahama also depart from Chiba Station. 3-min. walk from JR Chiba Station, East Exit. Buses depart from bus stop No. 21 in front of Tsukamoto Dia-Chiba building. Enjoy time shopping and dining near Chiba Station, then take the bus for your trip around Chiba.

Chiba Station, East Exit

Bus stop No. 21

IC卡

PEFRI Chiba

Express Bus Related Information

<p>APRPORT BUS/NRI-TYO (bus) 65-66 min. 1,300 yen</p> <p>Keisei Bus, etc. 45-46 min. 1,400 yen</p> <p>JR Bus Narita, etc. 110-120 min. 2,700 yen</p> <p>Keisei Bus East, etc. 160-180 min. 2,700 yen</p> <p>JR Bus Kanto 120 min. 2,700-3,000 yen</p>	<p>Narita International Airport</p> <p>Keisei Bus, etc. 45-46 min. 1,400 yen</p> <p>JR Bus Narita, etc. 110-120 min. 2,700 yen</p> <p>Keisei Bus East, etc. 160-180 min. 2,700 yen</p> <p>JR Bus Kanto 120 min. 2,700-3,000 yen</p>	<p>Tateyama Station</p> <p>Keisei Bus, etc. 45-46 min. 1,400 yen</p> <p>JR Bus Narita, etc. 110-120 min. 2,700 yen</p> <p>Keisei Bus East, etc. 160-180 min. 2,700 yen</p> <p>JR Bus Kanto 120 min. 2,700-3,000 yen</p>
---	---	---

For more detailed information, please check the following website

APRPORT BUS, Aprort Lineair Bus, Keisei Bus, JR Bus Kanto, Keisei Bus East

Train

How to Buy

Please check the route map and fare chart for the fare to your destination station. (The chart fare is half the price of an adult fare.) Fares can be checked on route planning websites.

Ticket types available for purchase: Train tickets, limited express tickets, reserved seat tickets, Suica, etc. (Payment can be made in cash or by credit card.) Reserved seat tickets, etc. can also be reserved and purchased from the JR East official website. (Please pick up your tickets upon arrival in Japan.)

Check the website for details.

Handy IC cards

WELCOME SUICA

Transport IC cards can be used on major railroads and buses in the Tokyo metropolitan area as long as they are charged before boarding. Simply touch the card to an automatic ticket gate at a station or to the IC card payment machine on buses. Electronic money stored on the IC card can also be used for purchases at affiliated stores.

A deposit is required when purchasing a transport IC card for the first time, but the WELCOME SUICA card, which has a maximum 28-day period of use, does not require a deposit. Available for purchase at Narita Airport Terminal 1, 2 and 3. *Any remaining balance is non-refundable.

Check the website for details.

Affordable transportation tickets

JAPAN RAIL PASS

Unlimited travel on all JR lines in Japan, including Shinkansen (bullet train) lines. Available to purchase only outside Japan. [Cost] One person (adult) for 7 days: 50,000 yen

Check the website for details.

JR TOKYO Wide Pass

Unlimited travel with reserved seating for a 3-day period on Shinkansen and limited express trains in the Kanto region. [Cost] One person (adult): 15,000 yen

Check the website for details.

Access by bus to major tourist attractions

<p>Kisarazu Station</p> <p>Keisei Bus, etc. 45-46 min. 1,400 yen</p> <p>Keisei Bus, etc. 110-120 min. 2,700 yen</p>	<p>Kimitsu Station</p> <p>Mother Farm: 20 min. by bus</p> <p>Umihotaru Parking Area: 30 min. by bus</p>	<p>Tateyama Station</p> <p>Keisei Bus, etc. 45-46 min. 1,400 yen</p> <p>JR Bus Narita, etc. 110-120 min. 2,700 yen</p> <p>Keisei Bus East, etc. 160-180 min. 2,700 yen</p> <p>JR Bus Kanto 120 min. 2,700-3,000 yen</p>
---	---	---

Chiba & around Narita Airport Tourist Information Desk

- Arrival Lobby, 1F, Terminal 1, Narita International Airport, Narita City
- Open all year round / 9:00am-6:00pm