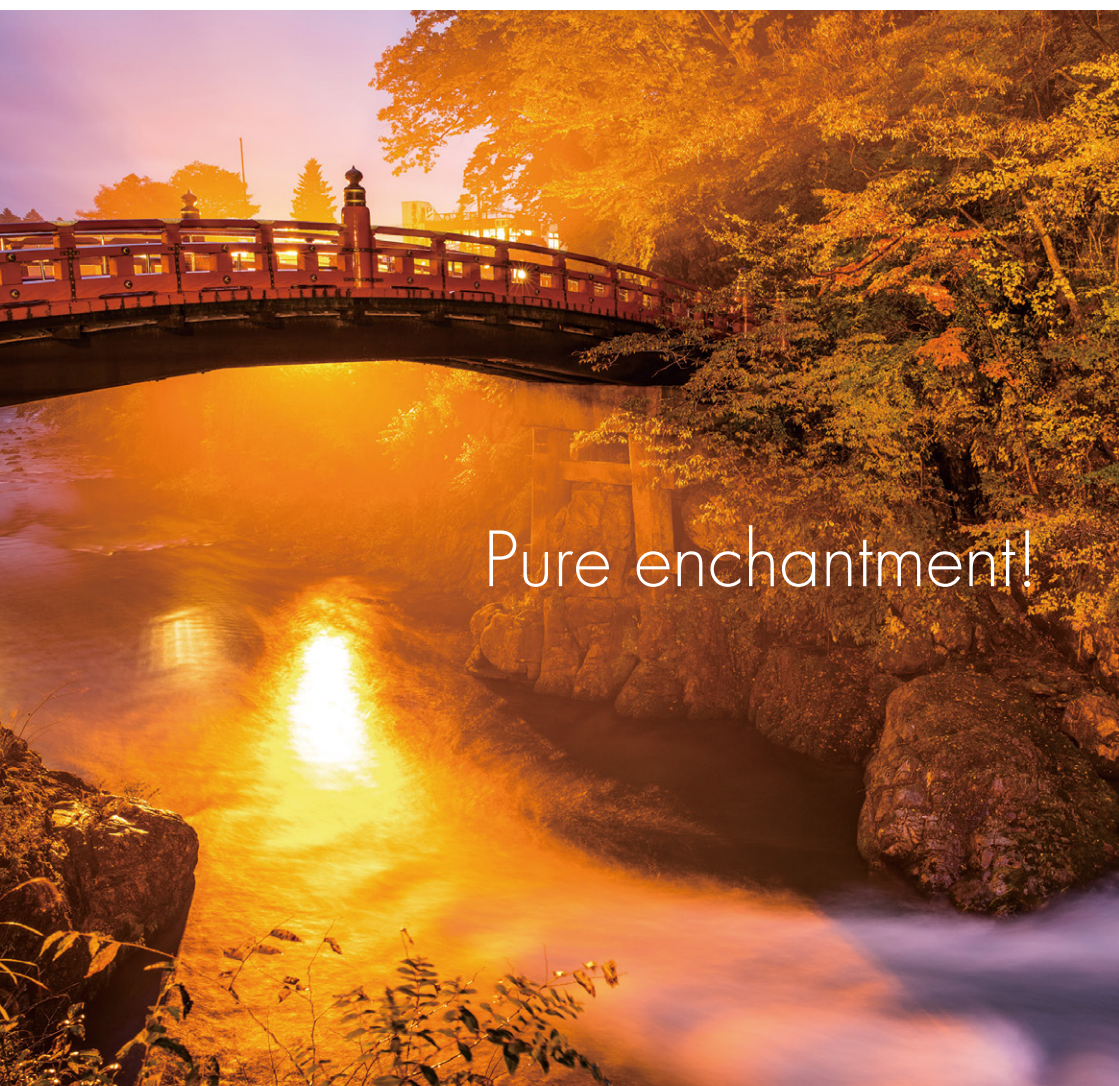


# NIKKO TO GO!

IT'S A WONDERFUL & MAGICAL EXPERIENCE.

ENGLISH EDITION



Pure enchantment!

# NIKKO, the place to go!

## INDEX

### 4 STORY # 01

Splendorous World Heritage / One More Spiritual Place

### 6 Japanese World Heritage

Nikko Toshogu Shrine / Nikko-zan Rinno-ji Temple / Nikko Futarasan-Jinja Shrine

### 8 One More Spiritual Place

Kannon-do, Nikko-zan Rinno-ji Temple (Kyoshado) /

Kanmangafuchi Abyss /

Nikko-zan Chuzen-ji Temple Tachiki Kannon

### 10 STORY # 02

Diverse Expressions of a Radiant Natural Beauty

### 12 Seeking Out Breathtaking Panoramas

Lake Chuzenji / Kegon Falls / Senjogahara Marshland / Ryuzu Falls

Getting in Touch with Nature - SUP / Cycling / Nature Tours

### 14 A Confluence of Nature and History

Lake Yunoko / Yudaki Falls / Nikko Cedar Avenue / Touring the Hot Springs of Nikko

Kinugawa Onsen / Kawaji Onsen / Yunishigawa Onsen / Kawamata Onsen / Okukinu Onsen /

Nikko Onsen / Okunikko Yumoto Onsen

### 16 STORY # 03

Experience Nikko - The Ordinary and The Extraordinary

### 18 Encountering Flavors and Traditional Crafts

Sake Brewery [ Watanabe Sahei Shoten ] / Natural Shaved Ice [ Shogetsu Himuro ] /

Tamarizuke pickles [ Uwasawa Umetaro Shoten ] / Nikko Carving [ Utagahama Yamadaya ] /

Single-Stroke Dragons [ Nikko Ippitsu Ryu - Takase ] / Buddhist cuisine [ Gyoshintei ]

### 20 A Magical Experience

Yunishigawa Onsen Kamakura Festival / EDO WONDERLAND Nikko Edomura / Tobu World Square

### 22 The Origins of Okunikko's Resorts

The Ritz-Carlton, Nikko / Hoshino Resort KAI Nikko / Chuzenji Kanaya Hotel

### 24 3 Recommended Routes for Enjoying Nikko

Route A [ A Short Trip to Enjoy Nature in Nikko National Park ]

Route B [ Don a Kimono and Experience the Mysteries of Nikko's World Heritage ]

Route C [ Activities and Theme Parks around Kinugawa Onsen ]

Year-Round Nikko Strawberry Picking

### 26 Bus & Train Information







## Journey to a Land of Mystery


Surrounded by breathtaking landscapes,  
it is brimming with opportunities for  
new sensations and experiences  
that are sure to leave a deep impression.



# STORY #01

## Splendorous World Heritage / One More Spiritual Place

Nikko is one of Japan's most sacred places.  
Its abundance of natural beauty and  
dramatic history beckons visitors  
into another world.





## Tales Handed Down from a Distant Past

The history of Nikko begins with Okunikko, and mountain worship being practiced there since ancient times. In the late 8th century, the Buddhist monk Shodo Shonin came to the area to practice mountain asceticism (Shugendo). He is considered to be the original pioneer of this secluded land, and he believed it to be sacred.

The grand tale of this unique and charming place stretches back eons into the past. About 20,000 years ago, long before Shodo Shonin would discover Yumoto Onsen, Lake Chuzenji was formed by an eruption of Mount Nantai. There is a local legend that details a battle between two gods in the form of a serpent and a centipede, which fought at Senjogahara Marshland for control of the lake.

---

## A Sacred Place of Prayers for Peace

Nikko Toshogu Shrine, Nikko Futarasan-Jinja Shrine, and Nikko-zan Rinno-ji Temple have a prominent presence in Nikko, and are some of Japan's most revered World Heritage sites. Each has their own story.

Nikko Futarasan-jinja Shrine and Nikko-zan Rinno-ji Temple were founded in the Nara period (AD 710~794). They draw on the same traditions of mountain worship as can be found in Okunikko.

Tokugawa Ieyasu, the shogun who established the Edo shogunate, died in 1616. Shortly thereafter, Nikko Toshogu Shrine was built in accordance with his last requests, in devotion to his spirit as a god.

Ieyasu's choice of Nikko as the site for Nikko Toshogu Shrine had to do with the North Star and Nikko's position in relation to his castle in Edo (Tokyo). Toshogu's famous Yomeimon Gate was positioned so that the North Star would shine directly above. The North Star had long been believed to be the god of the universe, and with himself likened to that star, Ieyasu ruled as a god, and wished for permanent world peace. His desires are symbolized in a diversity of vibrant animal carvings on the buildings of the shrine. It is indeed a sacred place, imbued with prayers for a peaceful world.

---

## A Land of Teeming Energy

Nikko Toshogu Shrine is said to be one of Japan's foremost power spots. This is because it was built in an extremely favorable location, as determined by the application of yin & yang divination, an ancient Chinese form of natural philosophy, as well as the Chinese concept of 'feng shui', which is used to determine locations for anything from cities and buildings to residences and tombs. Its overflowing energy never fails to leave a lasting impression on visitors.



**NIKKO, the place to go!**  
Japanese World Heritage

The elegant cultures of past eras come together in Nikko's beautiful shrines and temples.  
These distinguished sanctuaries possess a unique energy.

## Nikko Toshogu Shrine

address: 2301 Sannai, Nikko City    phone: 0288-54-0560

Apr. ~ Oct. 9:00am-5:00pm (last adm. 4:30pm); Nov. ~ Mar. 9:00am-4:00pm (last adm. 3:30pm)  
The Grand Spring Festival is held here every year on May 17th and 18th  
access: From JR Nikko Station or Tobu Nikko Station,  
take the World Heritage Sightseeing Bus, and get off at Omotesando.



Nikko Toshogu Shrine is the jewel of Nikko. After the Warring States period ended in 1615, Tokugawa Ieyasu became the first shogun of the 260-year-long Edo shogunate. He is worshiped as a god at Toshogu, which was initially a very modest shrine. The third-generation shogun and grandson of Ieyasu, Iemitsu, later saw to the construction of the current luxurious complex in only 17 months at an expense equivalent to about 40 billion yen today. Everything was done by the most skilled craftsmen in Japan at the time, from the buildings themselves to the carvings and other decorations. With its vividly colorful Yomeimon Gate, elaborate Karamon Gate, and various sculptures of animals and divine beasts, this is Nikko's representative and most overwhelming 'spiritual place'.

The Grand Spring Festival is held here in May. It features traditional 'Sacred Archery on Horseback' (Shinji-Yabusame), where archers gallantly ride white horses up the shrine path and shoot at targets, and over 1,200 armored warriors parade in a long procession.





# Nikko-zan Rinno-ji Temple

address: 2300 Sannai, Nikko City    phone: 0288-54-0531



Apr.~Oct. 8:00am-5:00pm (last adm. 4:30pm); Nov.~Mar. 8:00am-4:00pm (last adm. 3:30pm)  
access: From JR Nikko Station or Tobu Nikko Station, take the World Heritage Sightseeing Bus, and get off at Shodoshoninzo Mae. For Taiyuin Temple, get off at Taiyuin Futarasan Jinja Mae.



Founded in 766 by Shodo Shonin, Nikko-zan Rinno-ji is a registered World Heritage temple. Along with Nikko Toshogu Shrine and Nikko Futarasan-Jinja Shrine, it is one of the main 'Shrines and Temples of Nikko'. The 26m-tall, 33m-wide main structure (Sanbutsudo) is the largest wooden building in eastern Japan. The three figures inside (Amida Buddha, Senju Kannon, and Hayagriva) are as tall as 7.5m. Taiyuin Temple on the west side of Nikko Futarasan-Jinja shrine is dedicated to the third-generation shogun, Tokugawa Iemitsu. It has a stately gold and black theme and is resplendent in its own way.



# Nikko Futarasan-Jinja Shrine

address: 2307 Sannai, Nikko City    phone: 0288-54-0535



Apr.~Oct. 8:00am-5:00pm (last adm. 4:30pm); Nov.~Mar. 8:00am-4:00pm (last adm. 3:30pm)  
The Yayoi Festival is held every April from the 13th to the 17th around Nikko Futarasan Shrine, Takinoo Shrine, Shinkyō Bridge, and downtown Nikko.  
access: From JR Nikko Station or Tobu Nikko Station, take the World Heritage Sightseeing Bus, and get off at Taiyuin-Futarasan Jinja Mae.



Nikko Futarasan-Jinja Shrine is at the center of Nikko mountain worship. The grounds are surrounded by large cedars, and there are several 'spiritual place' nearby, such as the Spiritual Spring (Reisen) and the Sacred Tree of Matchmaking (Enmusubi-no-Goshinboku). This shrine is thought to bring luck in love, business, and wealth.

The colorful Yayoi Festival held every year in April is a traditional Shinto ritual that began in the Nara period and has continued for 1,200 years. Highlights include costumed revelers and portable shrines (yatai) adorned with azalea flowers.



NIKKO, the place to go!  
One More Power Spot

A place off the beaten trail and away from the well-known shrines and temples. One more 'power spot' to quietly ponder and discover the indelible impressions of an ancient faith.


## Kannondo, Nikko-zan Rinno-ji Temple (Kyoshado)



address: Sannai, Nikko City  
phone: 0288-54-0531 (Kannondo, Nikko-zan Rinno-ji Temple (Kyoshado))  
access: Walk north from Nikko Toshogu Shrine (about 6 min.).



Kannondo, Nikko-zan Rinno-ji Temple is dedicated to Yoryu Kannon, a deity thought to guard against suffering caused by illness. Many visitors come to pray for a safe childbirth. The temple is also known as 'Kyoshado', because inside there are many shogi (Japanese chess) pieces called 'kyosha'. The piece is symbolic because in shogi it can only move in a forward direction. It is said that pregnant women may have an easy birth if they borrow a piece from the temple and place it on their household shrine. Takinoo-jinja Shrine can be reached by hiking further along the old stone-paved 'Takinoo Kodo' path from Kannondo. It was built in 820 and is affiliated with Nikko Futarasan-jinja Shrine. There are a variety of other places in this area that are known to the Japanese as 'power spots', such as Kaizando (dedicated to Shodo Shonin, the founder of Nikko), and the Kitano Shrine (dedicated to Sugawara no Michizane, the god of learning).



# Kanmangafuchi Abyss



address: 8-28 Takumicho, Nikko City phone: 0288-22-1525 (Nikko City Tourism Association)  
access: From JR Nikko Station or Tobu Nikko Station, take either of the Tobu buses headed for Chuzenji Onsen or Yumoto Onsen, and get off at Sougoukaikan Mae. From there it is about a 12 min. walk.



Located on the Daiya River about 1.1 km southwest of the complex of shrines and temples, the Kanmangafuchi Abyss is a small ravine that was formed by lava from Mount Nantai. At one point along the ravine there is a row of about 70 old Jizo statues. They are known as 'Bake Jizo' (phantom Jizo), because each attempt to count them is said to result in a different total.

# Nikko-zan Chuzen-ji Temple Tachiki Kannon



address: 2578 Chugushi, Nikko City phone: 0288-55-0013  
access: From JR Nikko Station or Tobu Nikko Station, take either of the Tobu buses headed for Chuzenji Onsen or Yumoto Onsen, and get off at Chuzenji Onsen. From there it is about a 15 min. walk.  
(4/1~11/30: From the Chuzenji Onsen bus terminal, take either of the buses headed for Hangetsuyama or Tachiki Kannon-Yuransen Hatchakujo, and get off at Tachiki Kannon-Yuransen Hatchakujo. From there it is a 1 min. walk.)



Chuzen-ji, after which Lake Chuzenji is named, was built by Shodo Shonin in 784 at the same time as Nikko Futarasan-Jinja Chugushi Shrine. It houses the oldest Kannon statue in Nikko, Tachiki Kannon, which is said to have been carved from a standing tree by Shodo Shonin himself. It is truly remarkable that the statue still spread its roots. One of the popular activities at the temple is 'Shabutsu', which is said to potentially grant wishes by 'capturing' the statue's form.





# STORY #02

## Diverse Expressions of a Radiant Natural Beauty - Nikko National Park -

Nikko's colorful landscape changes drastically with each season, and each season reveals a different view of an environment that can be kind as well as cruel. The dramas that play out on this splendorous stage never fail to surprise.

### Natural Beauty Forged by Ancient Mountains

From its dynamic waterfalls and lakes to its marshy grasslands and deep forests, Nikko National Park is truly resplendent. Its natural beauty was created by a series of volcanoes stretching out from Mount Nantai. About 20,000 years ago, an eruption from Mount Nantai dammed up the valley and resulted in the formation of Lake Chuzenji and the Senjogahara marshland. Lake Yunoko in Okunikko is thought to have been created by an eruption of Mt. Mitsudake. The water that flowed from these lakes became rivers, dropped in waterfalls and enriched the land as it continued to flow into yet more rivers. This abundant resource has allowed Nikko's habitat to develop and thrive over the course of many years. Its picturesque and ever-changing scenery overwhelms the senses.







## A Shangrila for All Living Things

This pristine expanse is life itself for the plants and animals that call it home. Here can be found one of Japan's largest natural mizunara forests, with Japanese deer, Asian black bears, monkeys, foxes, martens, and hares. It is also a paradise for many wild birds, including flycatchers and waxwings. In May, in the marshy Senjogahara that spreads out from Okunikko, flowers of many colors come into full bloom, including Japanese azalea, hare's-tail cottongrass, crabapple trees, and Japanese primrose. From September to November, Okunikko is bathed in deep red and yellow autumn colors. Each passing season tells a unique story that leaves an indelible impression on those who come here.





NIKKO, the place to go!

## Seeking Out Breathtaking Panoramas

Okunikko is full of natural treasures. It charms those who visit with each changing season.

### Lake Chuzenji



address: Chugushi, Nikko City phone: 0288-22-1525 (Nikko City Tourism Association)  
access: From JR Nikko Station or Tobu Nikko Station, take either of the Tobu buses headed for Chuzenji Onsen or Yumoto Onsen, and get off at Chuzenji Onsen.



The lake has a circumference of about 25km, a maximum depth of 163m, and has the distinction of being Japan's highest lake at a surface elevation of 1,269m above sea level (excluding artificial lakes and lakes smaller than 4 町). While looking out on the wonderful landscape that changes from season to season, one can enjoy hiking and other activities such as cruising SUP.

### Kegon Falls



Noted as one of the three best waterfalls in Japan, it drops a staggering 97m amid fantastic scenery. Take the ropeway from Akechidaira to Akechidaira-Tenbodai (Akechidaira observation deck) for a stunning panorama of Mount Nantai, Lake Chuzenji, and Kegon Falls.

**Kegon Falls Elevator**  
address: 2479-2 Chugushi, Nikko City  
phone: 0288-55-0030 (Kegon Falls Elevator Office)  
hours: 8:00am-5:00pm (Varies by season. Please inquire.)  
**Akechidaira Ropeway**  
hours: 8:40am-3:30pm (Times may vary.)  
access: From JR Nikko Station or Tobu Nikko Station, take either of the Tobu buses headed for Chuzenji Onsen or Yumoto Onsen, and get off at Chuzenji Onsen.



# Senjogahara Marshland



location: Chugushi, Nikko City phone: 0288-22-1525 (Nikko City Tourism Association)  
access: From JR Nikko Station or Tobu Nikko Station, take the Tobu bus headed for Yumoto Onsen and get off at Akanuma.

Senjogahara, meaning battlefield, gets its name from a mythical fight over Lake Chuzenji between the god of Mount Nantai and the god of Mount Akagi. It is a vast 400-hectare marshy grassland that once was a lake formed by the damming of a river by a volcanic eruption from Mount Nantai. There is a hiking course with boardwalks, and one can hike around the area in about 2 hours. There are 350 types of native plants in the marsh, and many kinds of wild birds.



# Ryuzu Falls

address: Chugushi, Nikko City phone: 0288-22-1525 (Nikko City Tourism Association)  
access: From JR Nikko Station or Tobu Nikko Station, take the Tobu bus headed for Yumoto Onsen and get off at Ryuzunotaki.



A 210m waterfall which flows vigorously over the remains of the volcanic eruption which formed Lake Chuzenji. The name, meaning 'dragon head', comes from the front view where a split into left and right falls near the basin look like a dragon's beard. The scenery here is beautiful year-round.



## NIKKO, the place to go!

### Getting in Touch with Nature

#### SUP (Stand-Up Paddleboarding)



SUP is essentially standing on a kind of stable surfboard and navigating with a single paddle. Lake Chuzenji provides a particularly safe place for beginners to experience stand-up paddleboarding.



JAPANESE ONLY

Sup! Sup! Nikko  
address: 242 Kujiramachi, Nikko City  
phone: 0288-54-0118

#### Cycling



There are bicycle rental services around Lake Chuzenji. The Share Cycle service is a convenient way to see the popular sights.



Okunikko Share Cycle  
address: 2480-1 Chugushi, Nikko City  
phone: 0288-55-0880  
(Nikko Natural Science Museum)

#### Nature Tours



Guided by Okunikko experts, there are various courses with plenty of opportunities for encountering the native animals and plants living around Okunikko.



Nikko Natural Science Museum  
address: 2480-1 Chugushi, Nikko City  
phone: 0288-55-0880



NIKKO, the place to go!  
A Confluence of Nature and History

Replete with the blessings of nature,  
these unchanging forms beckon to travelers.

## Lake Yunoko



A small lake with a circumference of about 3km which lies beyond Senjogahara, in the innermost part of Okunikko. The lakeside trail can be walked in about an hour. Popular activities include boating and fishing.

address: Yumoto, Nikko City  
phone: 0288-62-1662 (Nikko Yumoto Visitor Center)  
access: From JR Nikko Station or Tobu Nikko Station, take the Tobu bus headed for Yumoto Onsen and get off at Kohan Mae.

## Yudaki Falls




A large waterfall that cascades down a 110m incline from the southern tip of Lake Yunoko. It is 70m high and 25m wide near the bottom. It is counted as one of the Three Famous Waterfalls of Nikko, along with Kegon Falls and Ryuzu Falls. One can admire the falls from the top, side, and bottom, getting a particularly close-up view from the platform at the basin.

address: Yumoto, Nikko City  
phone: 0288-54-2496  
(Nikko City Tourism Association)  
access: From JR Nikko Station or Tobu Nikko Station, take the Tobu bus headed for Yumoto Onsen and get off at Yutaki Iriguchi.

## Nikko Cedar Avenue



address: 383-1 Segawa, Nikko City phone: 0288-22-9466  
rent-a-cycle: Michi-no-Eki Nikko, Tourist Information Center (700 yen)  
access: Take the train from Tobu Nikko Station and get off at Kami-Imaichi Station.



Certified as the 'world's longest tree-lined avenue' in the Guinness Book of World Records, the 37km Nikko Cedar Avenue is lined by 12,350 trees. The trees were planted over the course of 20 years about 370~380 years ago in honor of the 32nd anniversary of the death of Tokugawa Ieyasu, who is enshrined at Toshogu. The trees reach a height of about 30m.



NIKKO, the place to go!  
 Touring the hot springs of Nikko

A myriad of onsen are scattered throughout Nikko. They are distinguished among hot springs in Japan for the quality and volume of their spring water. A wide variety of lodging facilities are also available.

### Kinugawa Onsen

A spirited hot-spring resort town with spectacular views of the Kinugawa River and the canyon through which it flows. There are many ryokans and hotels nearby.

**access:** Take the train from Tobu Nikko Station, change to the Tobu Kinugawa Line at Shimo-Imaichi Station, and get off at Kinugawa-Onsen Station.

### Kawaji Onsen

A quiet spot nestled in a ravine. The waters here are thought to be effective in healing injuries.

**access:** Take the train from Tobu Nikko Station, change to the Tobu Kinugawa Line at Shimo-Imaichi Station, and get off at Kinugawa-Onsen Station. Then change to the Yagan Railway and get off at Kawaji-Yumoto Station.

### Yunishigawa Onsen

A hot-spring area deep in the mountains that is thought to have been discovered about 800 years ago. The enchanting Kamakura Festival is held here every year from January to March.

**access:** Take the train from Tobu Nikko Station, change to the Tobu Kinugawa Line at Shimo-Imaichi Station, and get off at Kinugawa-Onsen Station. Then change to the Yagan Railway and get off at Yunishigawa-Onsen Station. From there, take the Nikko Dial Bus to Yunishigawa Onsen.

### Kawamata Onsen

Hot springs near the source of the Kinugawa River. There are many outdoor baths with incredible mountain views.

**access:** Take the train from Tobu Nikko Station, change to the Tobu Kinugawa Line at Shimo-Imaichi Station, and get off at Kinugawa-Onsen Station. From there, take the bus headed for Meotobuchi Onsen and get off at Kawamata Onsen.

### Okukinu Onsen Village

Hot springs surrounded by a quiet Japanese beech forest. Located deep in the mountains, it is truly the embodiment of a secluded hot spring.

**access:** Take the train from Tobu Nikko Station, change to the Tobu Kinugawa Line at Shimo-Imaichi Station, and get off at Kinugawa-Onsen Station. From there, take the bus headed for Meotobuchi Onsen and get off at the last stop.

### Nikko Onsen

A hot-spring area around Nikko Toshogu Shrine. Stay the night or just take a dip in the onsen.

**access:** From JR Nikko Station or Tobu Nikko Station, either walk or take any of the buses headed for Okuhosoo, Chuzenji Onsen, or Yumoto Onsen.

### Okunikko Yumoto Onsen

Nikko's oldest onsen with 1,200 years of history. There is even a temple with an onsen, which is a rarity in Japan.

**access:** From JR Nikko Station or Tobu Nikko Station, take the Tobu bus headed for Yumoto Onsen and get off at the last stop.



# STORY #03

## Experience Nikko

### The Ordinary and The Extraordinary

Nikko is blessed with an abundance of high-quality water. It is part of the daily lives of the people who live there, and is crucial to the various local craftspeople who create articles of rare beauty. It is thanks to this resource that Nikko has become one of Japan's foremost sightseeing destinations.

Explore the many scenic canyons, lakes, and waterfalls.

## Born from Crystal Clear Water

Nikko is truly blessed. Abundant underground water flows from the ridgeline of the majestic Nikko mountains and turns into rivers, lakes, and waterfalls, enriching the surrounding wetlands. This water is filtered naturally and purified as it flows underground, and plays an indispensable role in many of Nikko's products. Some examples include sake, natural ice, soy sauce, and pickles, none of which would be possible without Nikko's cool climate and clean water.





Visit the local amusement parks for an extraordinary experience of life and culture during the Edo period, when Nikko Toshogu Shrine was built.

## Experience the Extraordinary

Nikko offers more than just history and natural beauty. There are other must-sees, including amusement parks and events. It's an exciting wonderland full of surprises, and is sure to leave a lasting impression on anyone who visits.



## NIKKO, the place to go!

# Encountering New Flavors and Traditional Crafts

Nikko is home to many shops and businesses with histories going back multiple generations. They are an expression of the local people's aspirations and traditional skills.

## Sake Brewery [ Watanabe Sahei Shoten ]



JAPANESE ONLY

address: 450 Imaichi, Nikko City phone: 0288-21-0007

access: Take the train from JR Nikko Station and get off at Imaichi Station. From there it is about an 8-minute walk. Another option is to take the train from Tobu Nikko Station and get off at Shimo-Imaichi Station. From there it is about an 8-minute walk.



This brewery has been making sake for about 180 years. Both the Nikko Homare brand and the Seikai brand are made with high-quality Nikko brewer's rice and spring water. Visitors can taste and compare three kinds of 'junmaiginjo' Nikko Homare for free. Brewery tours are available by reservation.

## Natural Shaved Ice [ Shogetsu Himuro ]



JAPANESE ONLY

There are seven places in Japan that produce natural ice, and three of those can be found in Nikko. Nikko's natural ice is made by slowly freezing pure Nikko water at naturally low temperatures. This fine and impurity-free ice hardens to a thickness of about 1.5cm over the course of two weeks. The ice is shaved very thinly to achieve an exceptionally fluffy texture, and dressed with a delicious topping. At Shogetsu Himuro, this treat can be enjoyed year-round.



address: 379 Imaichi, Nikko City

phone: 0288-21-0162

access: Take the train from JR Nikko Station and get off at Imaichi Station. From there it is about a 6-minute walk. Another option is to take the train from Tobu Nikko Station and get off at Shimo-Imaichi Station. From there it is about a 6-minute walk.

## Tamarizuke Pickles [ Uwasawa Umetaro Shoten ]



JAPANESE ONLY

Founded around the same time as Nikko Toshogu Shrine, this business has spent some 400 years putting together a line-up of beloved products such as tamarizuke pickles and miso. Nearby, at Inkyo Uwasawa, one can enjoy a Japanese breakfast of miso soup, pickles, and rice cooked in an earthenware pot.



address: 487 Imaichi, Nikko City

phone: 0288-21-0002

access: Take the train from JR Nikko Station and get off at Imaichi Station. From there it is about an 8-minute walk. Another option is to take the train from Tobu Nikko Station and get off at Shimo-Imaichi Station. From there it is about an 8-minute walk.

## Nikko-bori Carving

[ Utagahama Yamadaya ]



JAPANESE ONLY



Nikko-bori is rooted in the skill of the craftsmen who gathered from all parts of Japan during the construction of Nikko Toshogu Shrine. The delicate lines carved with a special 'hikkaki' blade are characteristic of Nikko's traditional arts & crafts. The detailed form and luster are brought about through intricate carving, followed by repeated lacquer application and polishing. Many studios specializing in this art can be found in Nikko City.

address: 2482 Chugushi, Nikko City

phone: 0288-55-0144

access: From JR Nikko Station or Tobu Nikko Station, take either of the Tobu buses headed for Chuzenji Onsen or Yumoto Onsen, and get off at Chuzenji Onsen. From there it is about a 15-minute walk.

## Single-Stroke Dragon

[ Nikko Ippitsu Ryu - Takase ]



JAPANESE ONLY



Since ancient times, dragons have been highly revered in a multitude of Chinese and Japanese legends. Many of the ceilings of the temples and shrines in Nikko have been decorated with dragons, as they are thought to be guardians. The single-brush-stroke 'ippitsu ryu' dragon images symbolize appeals for family prosperity and good luck, and are believed to ward off evil. The current third-generation artist has inherited the techniques of the first and second.

address: 577 Gokomachi, Nikko City

phone: 0288-25-6467

access: From JR Nikko Station or Tobu Nikko Station, take the World Heritage Sightseeing Bus, and get off at Nikko Gyosei Center Mae.

## Buddhist Vegetarian Cuisine - Gyoshintei



address: 2339-1 Sannai, Nikko City phone: 0288-3-3751

access: From JR Nikko Station or Tobu Nikko Station, take the World Heritage Sightseeing Bus, and get off at Toshogu Higashisando Iriguchi Hotel Seikoen Mae. From there it is about a 1-minute walk.



In a sukiya-style teahouse surrounded by trees near Nikko Toshogu Shrine, the elegant Gyoshintei restaurant offers shojin-ryori and kaiseki-ryori. Shojin-ryori is a traditional way of cooking simple meals for monks, for whom killing is forbidden. It has been developed into a modern style, and is particularly popular with vegans and vegetarians. Kaiseki-ryori is a colorful multi-course Japanese cuisine which utilizes meat and fish. The menu changes with the seasons, and Gyoshintei specializes in Nikko's specialty food, yuba.



## Yunishigawa Onsen Kamakura Festival



Period: Jan. 30th - Feb. 28th

location: various places centered around 'Heike no Sato' at Yunishigawa Onsen

phone: 0288-22-1525 (Nikko City Tourism Association)

access: Take the train from Tobu Nikko Station, change to the Tobu Kinugawa Line at Shimo-Imaichi Station, and get off at Kinugawa-Onsen Station. Then take the Nikko Kotsu bus headed for Yunishigawa-Onsen and get off at Yunishigawa-Onsen.



'Kamakura' are small traditional Japanese igloo-like snow huts. In winter, this rustic hot-spring area in the mountains turns into a vast snowscape, and the locals hold the Kamakura Festival. Certified as part of Japan's 'Night View Heritage', the sight of the many kamakura illuminated from the inside is truly magical.

# EDO WONDERLAND-Nikko Edomura



address: 470-2 Karakura, Nikko City

phone: 0288-77-1777

hours: 3/20~11/30 9:00am-5:00pm 12/1~3/19 9:30am-4:00pm

access: Take the train from Tobu Nikko Station, change to the Tobu Kinugawa Line at Shimo-Imaichi Station, and get off at Kinugawa-Onsen Station. Then take the bus headed for EDO WONDERLAND-Nikko Edomura and get off at the last stop.



An immersive theme park which has reproduced the townscape and culture of the Edo period during the rule of the Tokugawa shogunate. Those who enter will be whisked away to a past world, with authentic streets, inns, and shops. There are serfs and samurai, and even ninjas make an appearance. Visitors can truly feel as though they have traveled back in time. One of the popular activities is the 'henshin taiken', where guests can be clad in Edo-style outfits to look like samurais, princesses, etc. The action-packed ninja shows and the spectacular once-a-day procession of courtesans are a must-see.

---

## Tobu World Square



address: 209-1 Kinugawa Onsen Ohara, Nikko City

phone: 0288-77-1055

hours: 3/20~11/30 9:00am-5:00pm 12/1~3/19 9:30am-4:00pm

access: Take the train from Tobu Nikko Station, change to the Tobu Kinugawa Line at Shimo-Imaichi Station, and get off at Tobu World Square Station.



Tobu World Square has 102 faithfully-reproduced 1/25-scale models of the world's most famous structures, including Wat Arun, the Great Wall of China, and Taipei 101. They are divided among several zones including Japan, America, Egypt, Europe, and Asia, all with elaborate miniatures that are strikingly realistic. Visitors leave with a feeling that they've been on a trip around the world. Free guided tours are available.



NIKKO, the place to go!

# The Origins of Okunikko's High-Class Resorts

Nikko got its start as a high-class resort in 1873 with the opening of the Kanaya Hotel, Japan's oldest Western-style resort hotel. At that time, Japan didn't have any customs involving long-term vacations or resorts, but Okunikko was becoming a popular place to escape the hot summers. Before long, a summer retreat culture blossomed, focusing in particular on important figures such as foreign ambassadors. Over several decades from around the middle of the Meiji period, embassy villas were built for various European countries, and many foreigners would gather to enjoy their holidays. Since then, Okunikko has continued to build on that history as a high-end resort, as well as to attract guests from around the world.



The Italian Embassy Villa, built in 1928. It was designed by American architect Antonin Raymond.

## The Ritz-Carlton, Nikko



address: 2482-1 Chugushi, Nikko City

phone: 0288-25-6666

access: From JR Nikko Station or Tobu Nikko Station, take either of the Tobu buses headed for Chuzenji Onsen or Yumoto Onsen, and get off at The Ritz-Carlton, Nikko.



Opened in 2020, this luxury resort hotel on the shore of Lake Chuzenji is right at the center of Nikko's beautiful natural surroundings and rich history. The breakfast feast prepared using local Tochigi prefecture ingredients is spectacular, and all guest rooms have an expansive balcony overlooking the lake, where they can relax and enjoy the refreshing breeze. The hotel provides plenty of services for activities such as Zen meditation and hiking, and its location is very convenient for those who want to explore Okunikko.

# Hoshino Resort - KAI Nikko



address: 2482-1 Chugushi, Nikko City

phone: 0570-073-011 (KAI Reservation Center)

access: From JR Nikko Station or Tobu Nikko Station, take either of the buses headed for Chuzenji Onsen or Yumoto Onsen, and get off at Chuzenji Onsen.



KAI Nikko is a hot-spring ryokan managed by the popular Hoshino Resorts. At this inn one can experience good old-fashioned Japanese hospitality, hot spring baths, and delicious food. The delicate 'Kanuma-kumiko' latticework decorations are quite impressive, and upon sliding open the 'shoji' doors, a gorgeous view of Lake Chuzenji spreads out right before your eyes. With long tatami corridors extending to the rooms and incense burning at the entrance, guests are sure to have an unforgettable stay.

# Chuzenji Kanaya Hotel



address: 2482 Chugushi, Nikko City

phone: 0288-51-0001

access: From JR Nikko Station or Tobu Nikko Station, take the bus headed for Yumoto Onsen, and get off at Chuzenji Kanaya Hotel Mae.



Blending in with the nature of Lake Chuzenji and Mount Nantai, Chuzenji Kanaya Hotel stands near Nikko Toshogu Shrine. It follows in the tradition of one of Japan's oldest Western-style hotels, the Nikko Kanaya Hotel. Guests will receive classic resort-style service in a cozy Canadian log house atmosphere. The full-course French dinner is prepared with rainbow trout and other high-quality local products. Time spent relaxing in the 'soraburo' outdoor sulfur hot spring bath while looking up at the starry sky is truly sublime.



NIKKO, the place to go!

# 3 Recommended Routes for Enjoying Nikko



## Model Course

- JR Nikko Station or  
Tobu Nikko Station
- ↓ about 65 minutes by bus
- 1** Mt. Berry Okunikko
- ↓ about 5 minutes on foot
- 2** Senjogahara
- ↓ about 5 minutes by bus
- 3** Chuzenji Kanaya Hotel
- ↓ about 5 minutes by bus
- 4** Kegon Falls
- ↓ about 10 minutes on foot
- 5** Lake Chuzenji shore
- ↓
- hotel/ryokan lodging near  
Lake Chuzenji

## A Short Trip to Enjoy Nature in Nikko National Park



See page 25 for details.

**1** strawberry picking experience at Mt. Berry, Nikko (30 minutes)

Summertime 30-minute all-you-can-eat strawberry picking.



See page 13 for details.

**2** Senjogahara hiking (90 minutes)

Hiking through a pristine area that is home to over 100 kinds of plants and animals.



See page 23 for details.

**3** Lunch at Chuzenji Kanaya Hotel (60 minutes)

A pioneering luxury resort hotel. Here they offer the famous 'hyakunen rice curry' lunch reproduced from a 100-year old recipe.



See page 12 for details.

**4** Kegon Falls viewing (30 minutes)

An impressive 97-meter waterfall with beautiful scenery that changes with each season.



**5** Lake Chuzenji shore walk (60 minutes)

A leisurely walk with Mount Nantai's magnificent form as backdrop. Relaxing at the hotel's lake shore cafe is also recommended. At night, the high elevation and clean air reveal a breathtaking starry sky.

## Model Course

- JR Nikko Station or  
Tobu Nikko Station
- ↓ about 5 minutes by bus
- 1** Utakata
- ↓ about 5 minutes on foot
- 2** Shinkyō Bridge
- ↓ about 5 minutes on foot
- 3** Toshogu Shrine / Rinnōji Temple / Futarasan Shrine
- ↓ about 5 minutes on foot
- 4** Gyoshintei
- ↓ about 10 minutes on foot
- 5** City Stroll
- ↓
- 6** kimono return (Utakata)
- ↓
- hotel/ryokan lodging near  
the Shrines and Temples of Nikko



## Don a Kimono and Experience the Mysteries of Nikko's World Heritage



**1** kimono rental at Utakata (about 30 minutes)

address: 918 Nakahatsuishimachi, Nikko City  
phone: 0288-53-6465  
access: From JR Nikko Station or Tobu Nikko Station, take the Tobu World Heritage Sightseeing Bus and get off at Hatsuishimachi. Change into your one-day rental kimono and head off to see the sights.



**2** Photography at Shinkyō Bridge (about 15 minutes)

address: Kamihatsuichimachi, Nikko City  
phone: 0288-54-0535 (Nikko Futarasan-Jinja Shrine)  
A beautiful red bridge that serves as the symbolic entrance way to Nikko's sacred places. An excellent spot for photography (The bridge can be crossed for a fee).



See page 6-7 for details.

**3** Toshogu Shrine / Rinnōji Temple / Futarasan Shrine (120 minutes)

Nikko's most famous power spots. Admire the historical buildings and purchase an amomari good-luck charm.



See page 19 for details.

**4** Lunch at Gyoshintei (60 minutes)

An elegant sukiyo-style Japanese restaurant surrounded by a charming garden. They serve Buddhist vegetarian cuisine, including Nikko's famed tofu product, yuba.



**5** City Stroll (60 minutes)

Stopping by sweets shops and souvenir shops near Shinkyō Bridge, and exploring downtown Nikko.





# Bus/Train Information

**Tobu Bus** purchase at: Tobu Nikko Tourist Center, phone: 0288-54-0864

**World Heritage Sightseeing Bus Pass**  
(good for 1 day)

This one-day pass allows unlimited use of the World Heritage Sightseeing Buses that come and go from JR and Tobu Nikko Stations.

**Yumoto Onsen Pass**  
(good for 2 days)

**Chuzenji Onsen Pass**  
(good for 2 days)

**Kirifuri-kogen Pass**  
(good for 2 days)

**Ozasa Ranch Pass**  
(good for 2 days)

**Kirifuri Falls Pass**  
(good for 2 days)

# Nikko Bargain Pass

## Nikko Kotsu

### • Kinugawa / Edomura / Yunishigawa 2-day pass

2-day unlimited circuit bus pass for Yunishigawa Onsen ~ Kinugawa-Onsen Station ~ Nikko Edomura ~ Hanaichinonme as well as Kinugawa-Onsen Station ~ Kinugawa Onsen area hotels  
 purchase at: Kinugawa-Onsen Station Tourist Center window or <https://ticket.jurando.co.jp/nikko-kotsu/en/index.html>

### • Kinugawa 1-day pass

1-day unlimited pass for Kinugawa-Onsen Station ~ Shintakotoku Station ~ Nikko Edomura ~ Hanaichinonme  
 purchase at: Kinugawa-Onsen Station Tourist Center window or <https://ticket.jurando.co.jp/nikko-kotsu/kg-1d/en/index.html>

### • Imaichi / Kinugawa 1-day pass

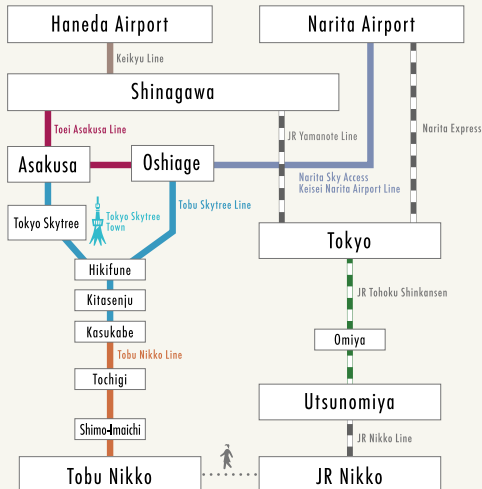
1-day unlimited pass for Kinugawa-Onsen Station ~ Shintakotoku Station ~ Nikko Edomura ~ Hanaichinonme as well as Shintakotoku Station ~ Shimo-Imaichi Station  
 purchase at: Kinugawa-Onsen Station Tourist Center window

### • Heike no Sato / Mizunosato 2-day pass

2-day unlimited pass between Yunishigawa Onsen and Mizunosato Kanko Center Mae  
 purchase at: Heike no Sato / Mizunosato Tourism Center / on the bus



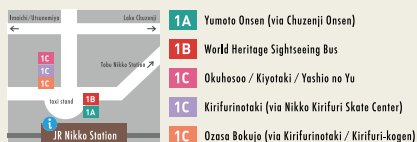
# Access from Tokyo



## Bus Terminal ① Tobu Nikko Station



## Bus Terminal ② JR Nikko Station



# Bus timetable link

Tobu Bus

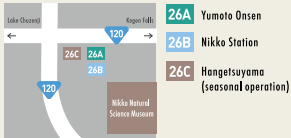


Japanese only

Nikko Kotsu



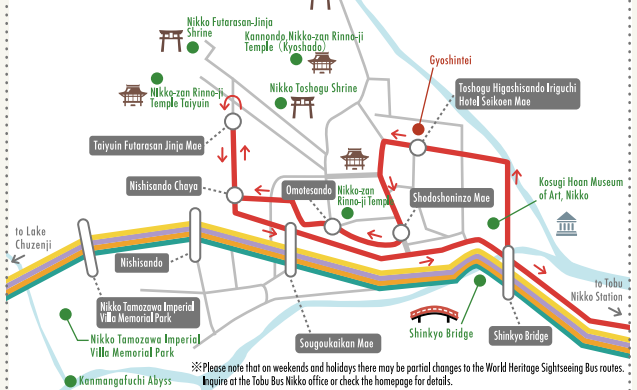
## Bus Terminal ③ Lake Chuzenji



## Bus Terminal ④ Kinogawa Onsen Station



## World Heritage Shrines and Temples of Nikko





# NIKKO, the place to go!

## Travel Information

### WEB

#### Guidoor <https://www.guidoor.jp/en/cities/3550>

A multi-language information site providing convenient guidance for travelers. Support is provided in 8 languages: Japanese, English, French, Chinese (in both simplified and unsimplified Chinese characters), Korean, Spanish, Indonesian, and Thai.



#### Nikko Official Guide <https://www.visitnikko.jp/en/>

A tourism information portal site managed by the Nikko City Tourism Association. Support is provided in 3 languages: Japanese, English, and Chinese (in both simplified and unsimplified Chinese characters).



### Tourist Information Center English-speaking staff available.

#### Michi-no-Eki Nikko - Nikko Kaido Niko Niko Honjin - Tourist Information Center

717-1 Imaichi, Nikko City, phone: 0288-22-1525 (Nikko City Tourism Association)  
open 7 days a week 9:00am-5:00pm - About a 5-minute walk from JR Imaichi Station or Tobu Shimo-Imaichi Station

#### Nikko Kyodo Center

591 Gokomachi, Nikko City  
phone: 0288-54-2497, open 7 days a week 9:00am-5:00pm - About a 10-minute walk from JR Nikko Station or Tobu Nikko Station

#### Kinugawa / Kawaji Onsen Tourist Information Center

1401-1 Kinugawa Onsen Ohara, Nikko City, phone: 0288-77-3111, open 7 days a week 9:00am-5:00pm  
at Tobu Kinugawa Onsen Station

#### Tobu Nikko Station Tourist Information Center

4-3 Matsubaracho, Nikko City, open 7 days a week 9:00am-5:00pm at Tobu Nikko Station ※window guidance only

#### JR Nikko Station Tourist Information Center

115-1 Aioicho, Nikko City, open 7 days a week 9:00am-5:00pm at JR Nikko Station ※window guidance only  
English-speaking staff available. \*window guidance only.

### videos : Re: NIKKO

<https://www.youtube.com/user/citynikko>



Nikko City  
Wi-Fi hotspot information



Issued by DMO Nikko (Inc. Assn.)

1 Imaichihoncho, Nikko City, Tochigi Prefecture 321-1292

phone: 0288-25-3320, email: jimukyoku@dmo-nikko.or.jp

<http://dmo-nikko.jp>