

The Handy Unlimited Rides Pass

JR-WEST RAIL PASS

Extensive Regional Tourist Pass & One-way Ticket

Travel Across West Japan on Trains
from Kansai to Hokuriku, Sanyo,
San'in, and Hakata!



Various benefits can be received upon
presentation of a JR-WEST RAIL PASS!

Check these benefits on
a smartphone or a PC!!



★Full of sightseeing locations and shopping benefits!



**Bicycle
Rental Offer**

★A bicycle rental service "Ekirin-kun"
is available!
(Only for adult ticket holders over 12 years old)
*Only adult-size bicycles are available.



**Car Rental
Discount Offer**

★10% off when you
rent a car at the station!





1 Kintai-kyo Bridge



3 Onomichi



6 Tottori Sand Dunes



7 Kinosaki Onsen



9 Himeji Castle



8 Amanohashidate



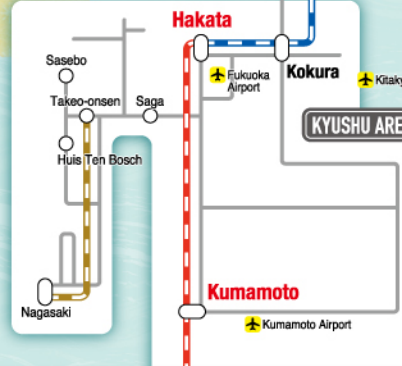
10 Osaka Castle



12 Kenrokuen Garden



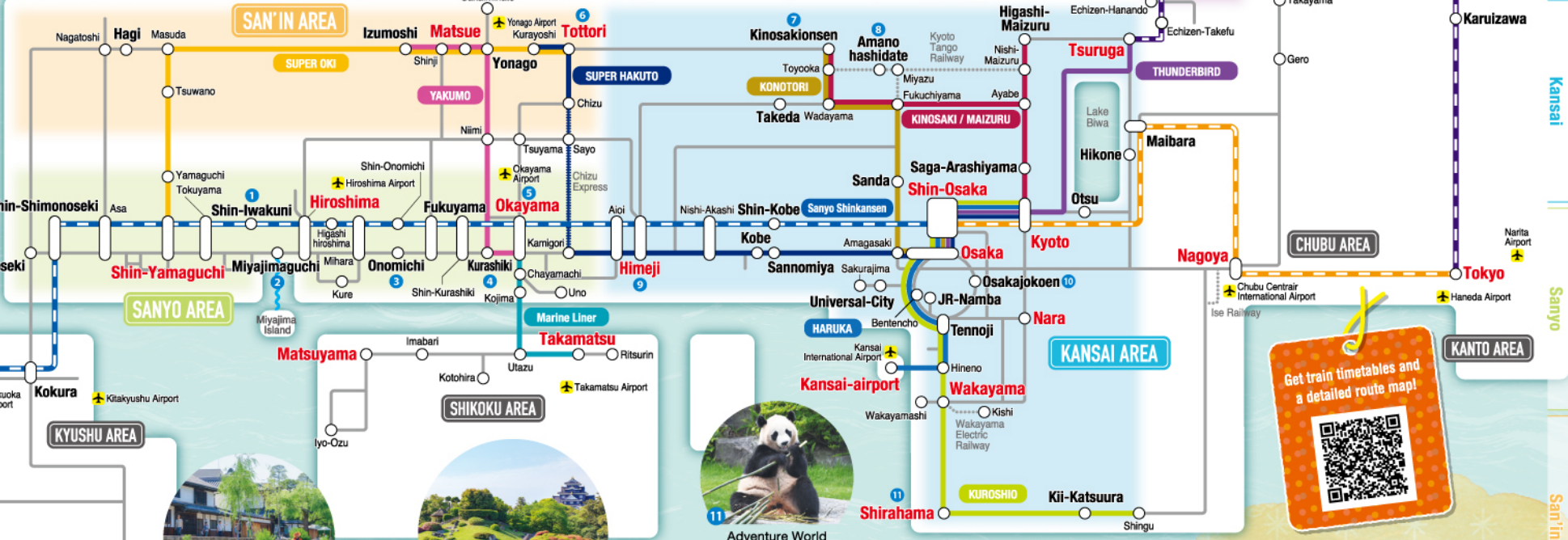
2 Miyajima Itsukushima Shrine



4 Kurashiki Bikan Historical Quarter



5 Okayama Korakuen Garden



Get train timetables and a detailed route map!

Shinkansen Sanyo Shinkansen	
Shin-Osaka to Okayama	Approx. 45 mins.
Shin-Osaka to Hiroshima	Approx. 1 hr. 20 mins.
Shin-Osaka to Hakata	Approx. 2 hrs. 25 mins.

Limited Express KINOSAKI / MAIZURU	
Kyoto to Kinosaki	Approx. 2 hrs. 20 mins.
Kyoto to Fukuchiyama	Approx. 1 hr. 15 mins.

Limited Express HARUKA	
Kansai-airport to Tennoji	Approx. 35 mins.
Kansai-airport to Osaka	Approx. 45 mins.
Kansai-airport to Kyoto	Approx. 1 hr. 20 mins.

Limited Express KUROSHIO	
Osaka to Wakayama	Approx. 1 hr.
Osaka to Shirahama	Approx. 2 hrs. 25 mins.
Osaka to Kii-Katsuura	Approx. 3 hrs. 55 mins.

Limited Express THUNDERBIRD	
Osaka to Tsuruga	Approx. 1 hr. 20 mins.

THUNDERBIRD + Hokuriku Shinkansen	
Osaka to Fukui	Approx. 1 hr. 45 mins.
Osaka to Kanazawa	Approx. 2 hrs. 10 mins.
Osaka to Toyama	Approx. 2 hrs. 35 mins.

Shinkansen Hokuriku Shinkansen	
Toyama to Tokyo	Approx. 2 hrs. 10 mins.
Kanazawa to Tokyo	Approx. 2 hrs. 30 mins.
Fukui to Tokyo	Approx. 2 hrs. 55 mins.

Limited Express KONOTORI	
Osaka to Kinosaki	Approx. 2 hrs. 40 mins.
Osaka to Fukuchiyama	Approx. 1 hr. 35 mins.

Limited Express SUPER OKI	
Shin-Yamaguchi to Yonago	Approx. 4 hrs. 20 mins.
Shin-Yamaguchi to Tottori	Approx. 5 hrs. 25 mins.

Limited Express SUPER HAKUTO	
Osaka to Tottori	Approx. 2 hrs. 35 mins.

Limited Express YAKUMO	
Okayama to Yonago	Approx. 2 hrs. 10 mins.
Okayama to Matsue	Approx. 2 hrs. 35 mins.
Okayama to Izumoshi	Approx. 3 hrs.

Marine Liner	
Okayama to Takamatsu	Approx. 55 mins.

*Travel times are approximate. *Some trains cover a different area of operation. *Products exclusive to inbound visitors (with the exception of the JAPAN RAIL PASS) cannot be used. *Some tourist destinations above may require visitors to travel on buses and so on from the nearest stations. Please see the travel information of each destination for details before traveling.

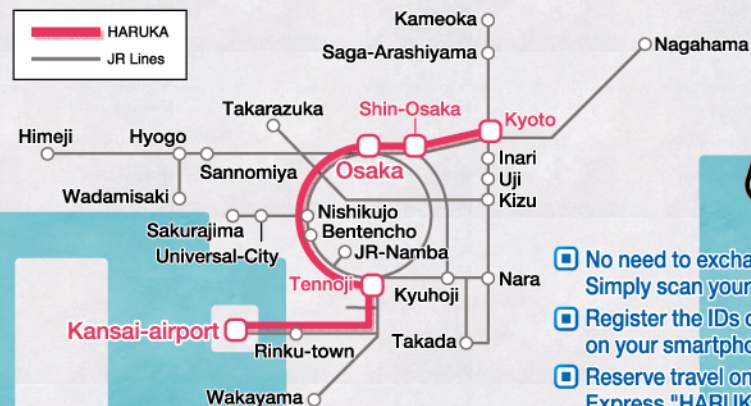
on Tokaido Shinkansen (Shin-Osaka-Tokyo). *The image is for reference only.

*The information displayed (including prices), is current as of March 17, 2025 and is subject to change.

Pass type Available Stations			Kansai Sanyo San'in Hokuriku	Kansai Sanyo San'in Hokuriku	Kansai Sanyo San'in Hokuriku	Kansai Sanyo San'in Hokuriku	Kansai Sanyo San'in Hokuriku	Kansai Sanyo San'in Hokuriku	Kansai Sanyo San'in Hokuriku	Kansai Sanyo San'in Hokuriku	Kansai Sanyo San'in Hokuriku	Kansai Sanyo San'in Hokuriku	Kansai Sanyo San'in Hokuriku	Kansai Sanyo San'in Hokuriku	Kansai Sanyo San'in Hokuriku	Kansai Sanyo San'in Hokuriku	Kansai Sanyo San'in Hokuriku	Kansai Sanyo San'in Hokuriku	One-way Ticket Purchase for Point-to-Point travel				
			Kansai Area Pass	Kansai Mini Pass	Kansai WIDE Area Pass	Kansai-Hiroshima Area Pass	Kansai-San'in Area Pass	Kansai-Hokuriku Area Pass	*Setouchi Area Pass	Tottori-Matsue Pass	Sanyo-San'in Area Pass	*Sanyo-San'in Northern Kyushu Pass	Hiroshima-Yamaguchi Area Pass	Okayama-Hiroshima-Yamaguchi Area Pass	Hokuriku Area Pass	*Hokuriku Arch Pass	*Takayama-Hokuriku Area Tourist Pass	*Ise-Kumano-Wakayama Area Tourist Pass	JR-WEST All Area Pass	*JAPAN RAIL PASS	SANYO-SHINKANSEN One-way Ticket	HOKURIKU One-way Ticket	HARUKA One-way Ticket
			P.9	P.10	P.11	P.12	P.13	P.14	P.15	P.16	P.17	P.18	P.19	P.20	P.21	P.22	P.23	P.24	P.25	P.26	P.27-28	P.27	P.29
Kansai	Osaka Pref.	Osaka Sta.	●	●	●	●	●	●		●	●				●	●	●	●	●	▲	●	●	
		Universal-City Sta.	●	●	●	●	●	●	●		●	●			●	●	●	●	●	▲	▲	▲	
		Kansai-airport Sta.	●	●	●	●	●	●	●		●	●			●	●	●	●	●			●	
	Kyoto Pref.	Kyoto Sta.	●	●	●	●	●	●	●		●	●			●	●		●	●		●	●	
		Saga-Arashiyama Sta.	●	●	●	●	●	●	●		●	●			●			●	●		▲	▲	
		Amanohashidate Sta. (Kyoto Tange Railway)			●	●	●	●			●	●						●					
	Hyogo Pref.	Kobe Sta.	●	●	●	●	●	●	●		●	●			●			●	●			●	
		Himeji Sta.	●		●	●	●	●	●		●	●						●	●				
		Kinosakionsen Sta.			●	●	●	●			●	●						●	●				
	Nara Pref.	Nara Sta.	●	●	●	●	●	●		●	●			●		●		●	●			●	
	Shiga Pref.	Otsu Sta.	●		●	●	●	●		●	●				●			●	●				
		Wakayama Sta.	●		●	●	●	●			●	●					●	●	●				
Wakayama Pref.	Shirahama Sta.			●	●		●									●	●	●					
	Okayama Sta.			●	●	●	●	●		●	●		●				●	●	●	●			
Sanyo	Hiroshima Pref.	Kurashiki Sta.			●	●	●	●		●	●		●				●	●	●	▲			
		Hiroshima Sta.				●		●	●		●	●	●					●	●	●			
Yamaguchi Pref.	Miyajima (JR-West Miyajima Ferry)				●		●	●		●	●	●	●				●	●		●			
	Shin-Yamaguchi Sta.						●			●	●	●	●				●	●	●				
	Shin-Iwakuni Sta.						●			●	●	●	●				●	●	●				
San'in	Tottori Pref.	Tottori Sta.			●	●	●		●	●							●	●					
		Yonago Sta.					●		●	●	●							●	●				
	Shimane Pref.	Matsue Sta.					●		●	●								●	●				
		Izumoshi Sta.					●		●	●	●							●	●				
Hokuriku	Toyama Pref.	Toyama Sta.						●					●	●	●		●	●		●			
		Shin-Takaoka Sta.						●						●	●	●		●	●		●		
	Ishikawa Pref.	Kanazawa Sta.						●						●	●	●		●	●		●		
		Wakuraonsen Sta.						●						●	●	●		●	●		●		
	Fukui Pref.	Fukui Sta.						●						●	●	●		●	●		●		
Awaraonsen Sta.						●							●	●	●		●	●					
Shikoku	Kagawa Pref.	Takamatsu Sta.			●	●		●		●	●		●						●				
	Ehime Pref.	Matsuyama Sta.						●											●				
Kyushu	Fukuoka Pref.	Hakata Sta.						●		●	●	●	●					●	●	●			
	Kumamoto Pref.	Kumamoto Sta.								●									●				
Tokai	Aichi Pref.	Nagoya Sta.													●	●		●					
Kanto	Tokyo Metropolis	Tokyo Sta.												●				●					
How to Purchase See P.31-32 for details.	E-Ticket	★	★	★	★	★	★	★	★		★	★	★		★		★	★	★	★	★		
	Exchange Order	★		★	★	★	★	★		★	★	★	★	★	★	★		★			★		
	JR-WEST ONLINE TRAIN RESERVATION	★		★	★	★	★	★		★	★	★	★	★	★	★	★	★	Dedicated website			★	

Board directly with a QR Code using
the HARUKA One-way Ticket,
Kansai Mini Pass or Kansai Area Pass!

WEST QR



- ▣ No need to exchange anything at the station! Simply scan your QR Code at the ticket gate.
- ▣ Register the IDs of purchased tickets on your smartphone!
- ▣ Reserve travel on the Kansai-Airport Express "HARUKA" from your smartphone!

How to use



Purchase West QR tickets (vouchers) from your travel agency.

Access the dedicated website from the link on the voucher to register as a user and add tickets.

Reserve your HARUKA seat and display your boarding QR Code all in your smartphone!
*Not all tickets are valid for travel on HARUKA trains.

Scan the QR Code on your smartphone at the ticket gate or scan the QR Code with your camera.

Board easily, no exchange required!

⚠ This service cannot be used with tickets without the "WEST QR" label.

Find detailed instructions and precautions on the website.

For details



Scan for the User Guide!



- *WEST QR requires a smartphone with an active Internet connection to retrieve QR Code information when entering and exiting ticket gates. (Fellow travelers on the same itinerary can use the representative's smartphone.)
- *To use the service, you must review and consent to the WEST QR Service Privacy Policy and WEST QR Service Terms of Use.

*Tickets are available at major travel agencies outside Japan. Please note that some travel agencies may not sell them. *Product validity and prices are subject to change. Please visit JR-West's website before purchasing for details about the ticket terms and conditions. (https://www.westjr.co.jp/global/en/ticket/)

WEST QR

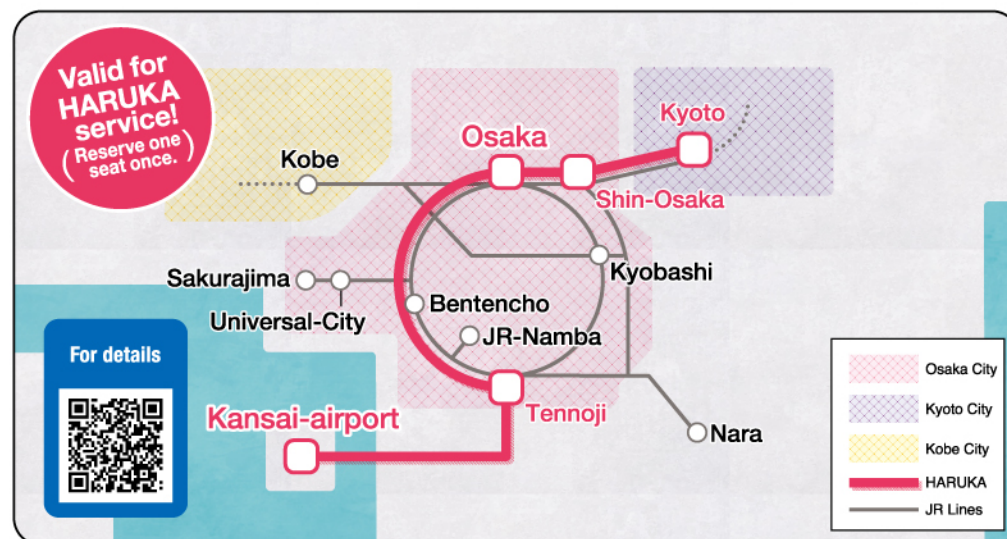
WEST QR

HARUKA One-way Ticket

Coming in
mid March
2025



No need to exchange anything at the station! Simply scan your QR Code at the ticket gate and travel directly between Kansai International Airport and Osaka/Kyoto on the Kansai-Airport Express "HARUKA"!



Purchase at a travel agency outside Japan

Example

Kansai-airport ◀ ▶ Kyoto

2,200 YEN

Kansai-airport



Tennoji	1,300 YEN	Osaka, Shin-Osaka	1,800 YEN
Kobe (Transfer at Osaka)	2,000 YEN	Nara (Transfer at Tennoji)	1,800 YEN

One-way Ticket for adults * Half price for children.

- *This service cannot be used with tickets without the "WEST QR" label.
- *WEST QR requires a smartphone with an active internet connection to retrieve QR code information when entering or exiting the ticket gates.
- *To use the service, you must review and agree to the "WEST QR Service Privacy Policy" and "WEST QR Service Terms of Use."

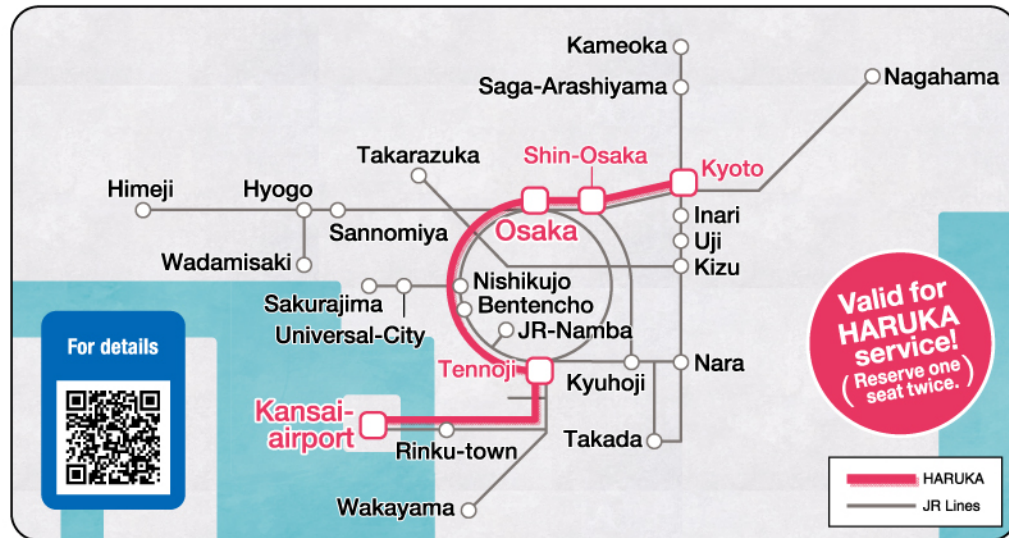
*The information displayed (including prices), is current as of March 17, 2025 and is subject to change.

WEST QR

Kansai Area Pass

Coming in
mid March
2025

Enjoy unlimited travel for three days with one pass! Valid for travel in major areas in Kansai, including Osaka, Kyoto, Kobe, Nara, Himeji and Wakayama, and for travel on the Kansai-Airport Express "HARUKA".



Purchase at a travel agency outside Japan

3-day

5,500 YEN [Child 2,750 YEN]

Reserved seats for the HARUKA train are available exclusively for WEST QR users. Please make a reservation through your user-specific page on your smartphone.

*Reserved seat reservations cannot be made at station ticket vending machines or ticket counters.

Find detailed instructions and precautions on the website.

For details



- This service cannot be used with tickets without the "WEST QR" label.
- WEST QR requires a smartphone with an active internet connection to retrieve QR code information when entering or exiting the ticket gates.
- To use the service, you must review and agree to the "WEST QR Service Privacy Policy" and "WEST QR Service Terms of Use."

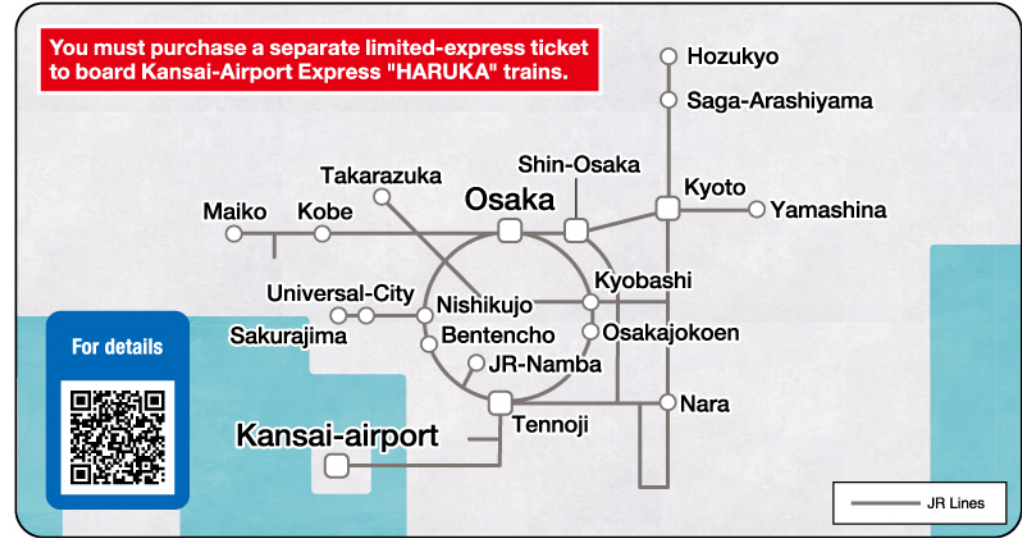
*Tickets are available at major travel agencies outside Japan. Please note that some travel agencies may not sell them. *Product validity and prices are subject to change. Please visit JR-West's website before purchasing for details about the ticket terms and conditions. (https://www.westjr.co.jp/global/en/ticket/)

WEST QR

Kansai Mini Pass

Coming in
mid March
2025

Get unlimited rides for 3 days in Kyoto, Osaka, Namba, Kobe and Nara!



Purchase at a travel agency outside Japan

3-day

3,000 YEN [Child 1,500 YEN]

Find detailed instructions and precautions on the website.

For details



- This service cannot be used with tickets without the "WEST QR" label.
- WEST QR requires a smartphone with an active internet connection to retrieve QR code information when entering or exiting the ticket gates.
- To use the service, you must review and agree to the "WEST QR Service Privacy Policy" and "WEST QR Service Terms of Use."

*Tickets are available at major travel agencies outside Japan. Please note that some travel agencies may not sell them. *Product validity and prices are subject to change. Please visit JR-West's website before purchasing for details about the ticket terms and conditions. (https://www.westjr.co.jp/global/en/ticket/)

*The information displayed (including prices), is current as of March 17, 2025 and is subject to change.



UNIVERSAL STUDIOS JAPAN
JR West is an OFFICIAL MARKETING PARTNER OF UNIVERSAL STUDIOS JAPAN.
TM & © Universal Studios. All rights reserved. CR25-0838

Get unlimited rides in major Kansai areas,
including **Osaka, Kyoto, Kobe, Nara,**
Himeji, Wakayama and Otsu and
on Kansai-Airport Express HARUKA!

Kansai Area Pass

Including a
1 Day Pass for
other railways
in Kyoto!

1-day	2-day	3-day	4-day
2,800 YEN	4,800 YEN	5,800 YEN	7,000 YEN
[Child 1,400 YEN]	[Child 2,400 YEN]	[Child 2,900 YEN]	[Child 3,500 YEN]

For details

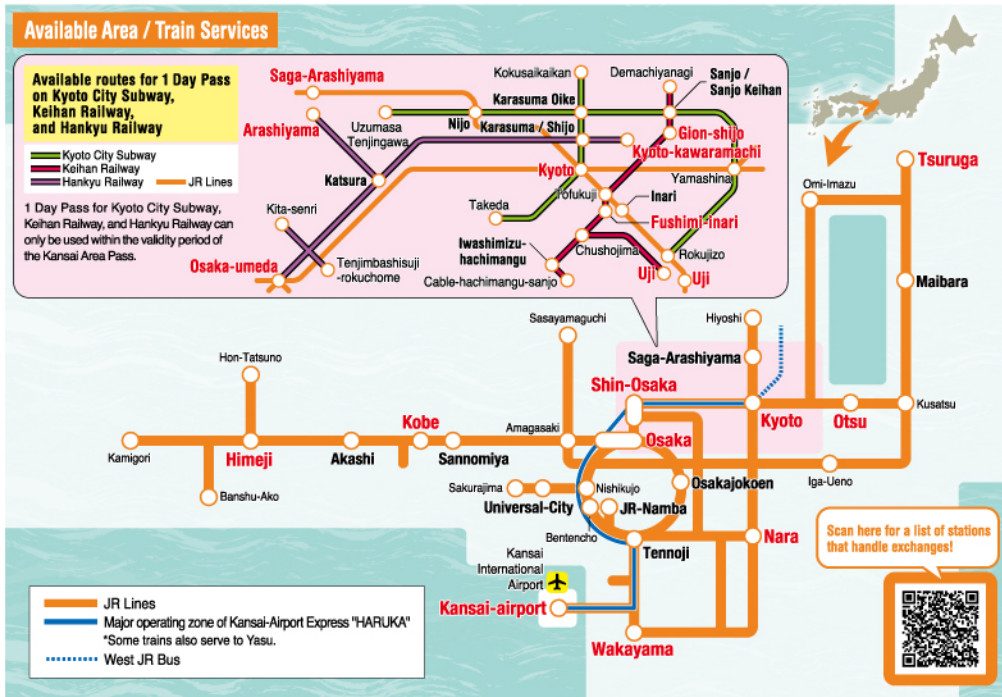


Available Area / Train Services

Available routes for 1 Day Pass
on Kyoto City Subway,
Keihan Railway,
and Hankyu Railway

— Kyoto City Subway
— Keihan Railway
— Hankyu Railway — JR Lines

1 Day Pass for Kyoto City Subway,
Keihan Railway, and Hankyu Railway can
only be used within the validity period of
the Kansai Area Pass.



Scan here for a list of stations
that handle exchanges!



Limited
Express
*Kansai-Airport
Express HARUKA only



Reserved Seats
on ordinary cars
up to 2 times



West JR Bus
*Local buses in
Kyoto City only



©Osaka Convention & Tourism Bureau
Shinsekai / for reference only

Get unlimited rides in **Kyoto, Osaka, Namba,**
Kobe and Nara!

Kansai Mini Pass

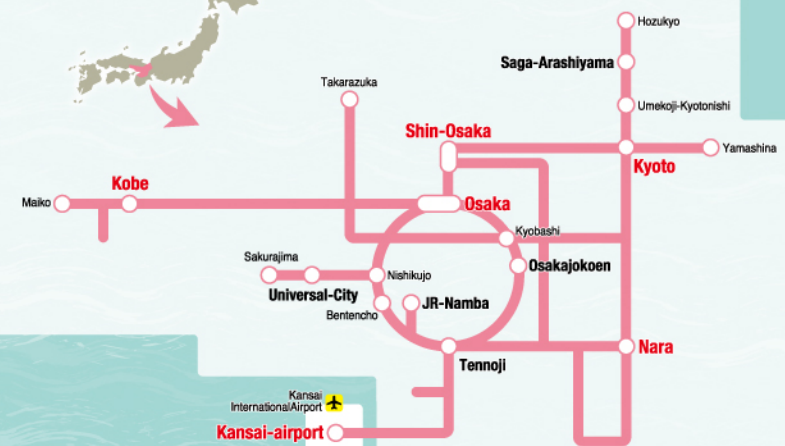
3-day

3,000 YEN
[Child 1,500 YEN]

For details



Available Area / Train Services




JR Lines

★ It can be used on the Kansai-Airport Rapid Service, running
directly between Kansai-airport and Osaka / Kyobashi.
*A separate Limited Express ticket is required for the Kansai-Airport
Express "HARUKA".
*Additional fees apply when using a train or car that requires
a numbered ticket for boarding.

Scan here for a list of stations
that handle exchanges!



Local, rapid & special rapid



Kinokuni Onsen / for reference only

Take an excursion from Kansai area to **Okayama, Takamatsu, Kinokuni Onsen, Amanohashidate, Tottori and Shirahama** !

Kansai WIDE Area Pass

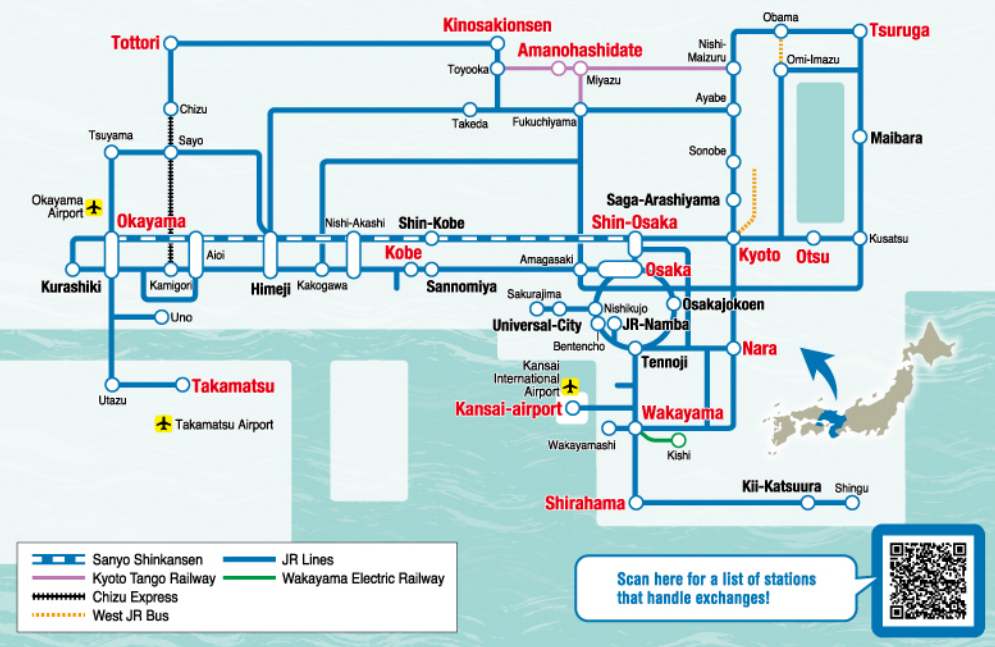
5 -day

12,000 YEN
[Child 6,000 YEN]

For details



Available Area / Train Services

Courtesy of Hiroshima Prefecture
Shukkeien Garden / for reference only

Get unlimited rides **from Kansai area to Hiroshima** !
It also includes JR-West Miyajima Ferry for **Miyajima Island** !

Kansai-Hiroshima Area Pass

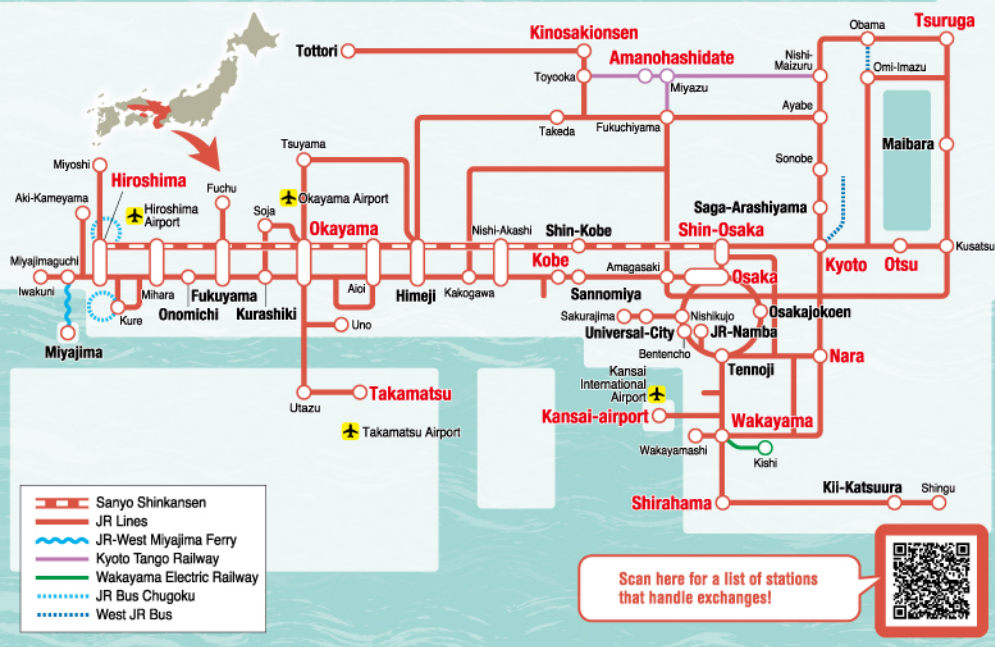
5 -day

17,000 YEN
[Child 8,500 YEN]

For details



Available Area / Train Services





©Tottori Pref. Tottori Dunes / for reference only

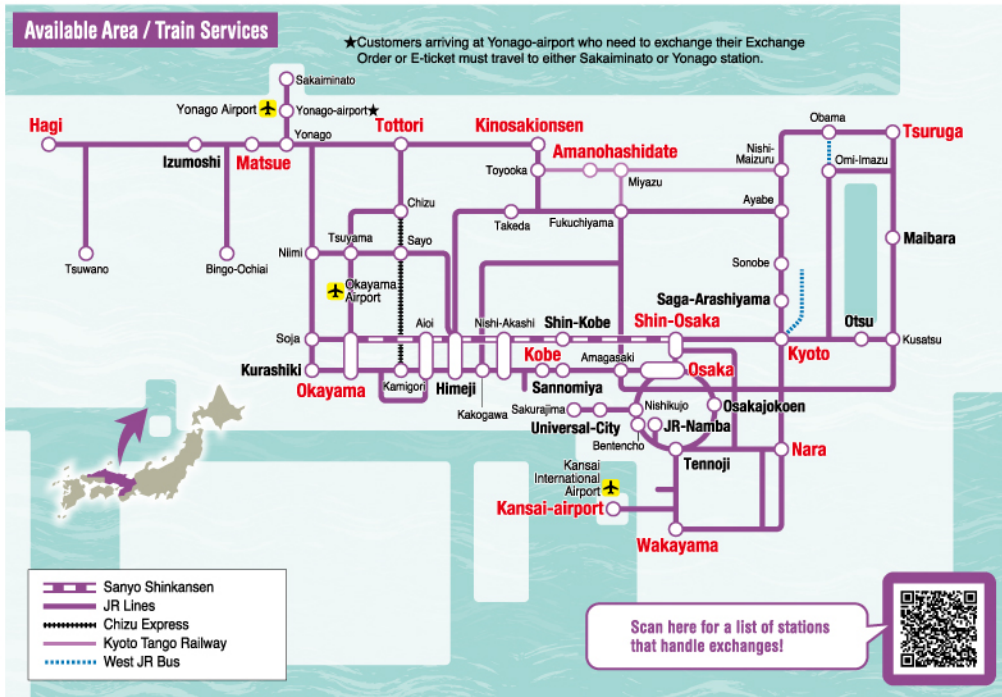
Get unlimited rides **from Kansai to San'in (Tottori, Shimane, Hagi) and Okayama!**

Kansai-San'in Area Pass

7 -day

18,000 YEN
[Child 9,000 YEN]

For details



Sanyo Shinkansen
(Shin-Osaka – Okayama)
*Including NOZOMI and MIZUHO



Limited Express



Reserved Seats on ordinary cars unlimited times
*Seats must be reserved at the ticket office from the 7th booking



West JR Bus
*Local buses only



Photo credit : Kanazawa City Kenrokuen Garden / for reference only

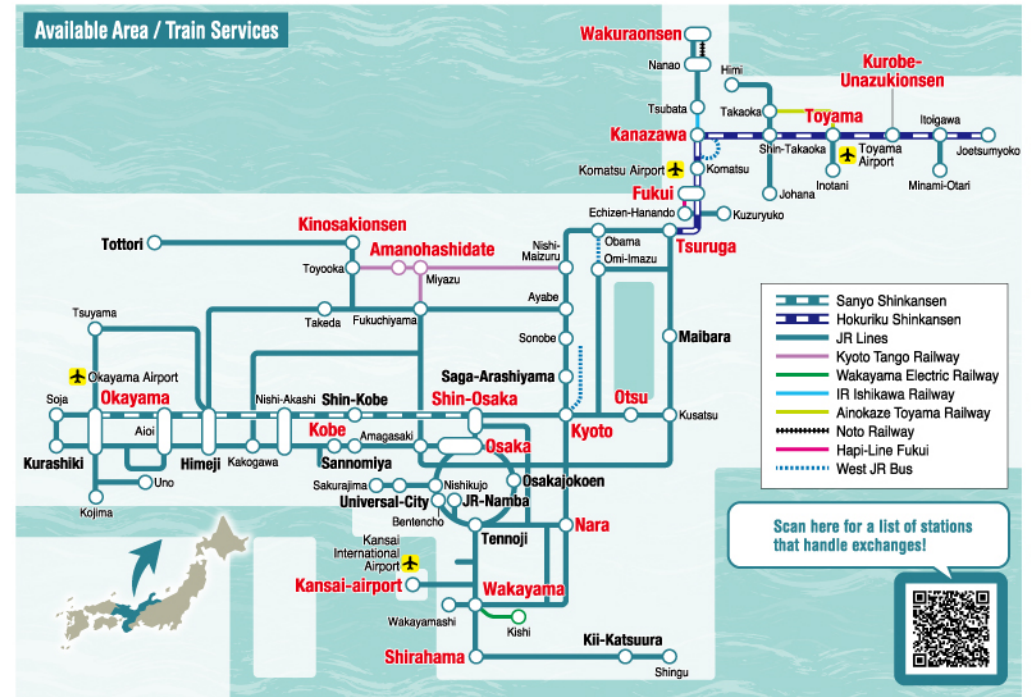
Get unlimited rides **from Kansai area to Toyama, Ishikawa, and Fukui!**

Kansai-Hokuriku Area Pass

7 -day

19,000 YEN
[Child 9,500 YEN]

For details



Sanyo Shinkansen
(Shin-Osaka – Okayama)
*Including NOZOMI and MIZUHO



Limited Express



Reserved Seats on ordinary cars unlimited times
*Seats must be reserved at the ticket office from the 7th booking



West JR Bus
*Local buses only





Shimanami Lemon Bike / for reference only

Tour **Kansai area, Fukuoka, and Setouchi area** on trains and boats!
It also includes unlimited rides in **Okayama, Takamatsu, Hiroshima and Yamaguchi**!



Setouchi Area Pass

This pass provides Shinkansen and ferry access to the Setouchi Islands, including the popular Shodoshima Island!

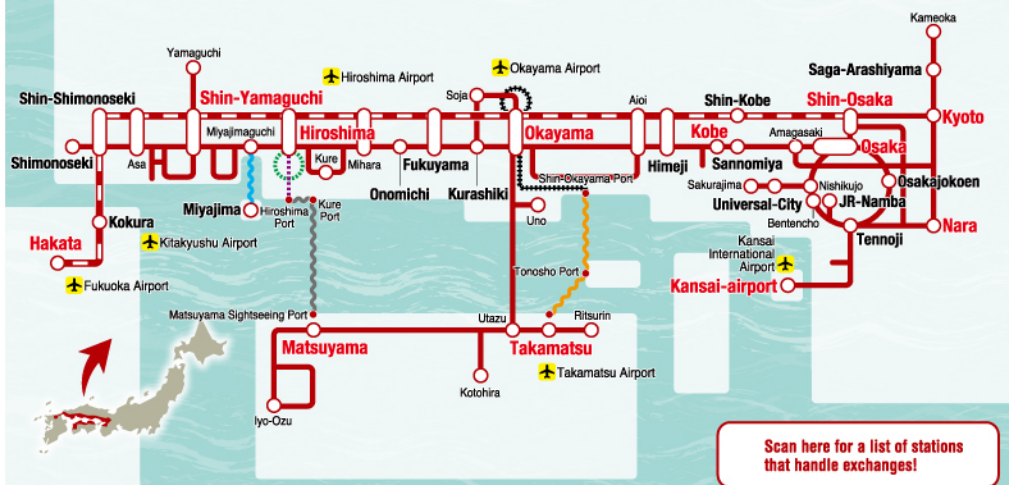
For details



7 -day

22,000 YEN
[Child 11,000 YEN]

Available Area / Train Services



Scan here for a list of stations that handle exchanges!



Sanyo Shinkansen
(Shin-Osaka ~ Hakata)
Including NOZOMI and MIZUHO

Limited Express

Reserved Seats on ordinary cars unlimited times
*Seats must be reserved at the ticket office from the 7th booking

JR Bus Chugoku
*JR Bus Chugoku: Hiroshima ~ Miyajima only
*Hiroshima Bus: Hiroshima Minato New Route only

Hiroshima Bus

Ferry
*Refer to the map for the available routes
*Separate visitor tax applies for the Miyajima Ferry



Matsue Castle / for reference only

Unlimited rides to reserved ordinary seats on Limited Express and local trains in the area!
Also get access to the city tour buses from Matsue and Tottori Stations!

Tottori-Matsue Pass

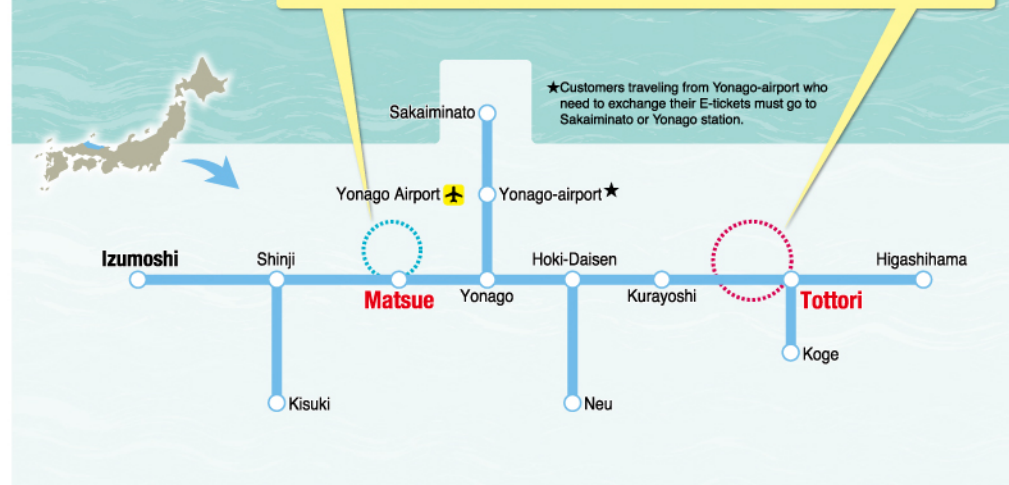
3 -day

4,000 YEN
[Child 2,000 YEN]

For details



Available Area / Train Services



Getting around with "Gurutto Matsue Lake Line Bus" and "Loop Kirinjishi Bus" trip once you arrive at JR Matsue and JR Tottori Stations!

★Customers traveling from Yonago-airport who need to exchange their E-tickets must go to Sakaiminato or Yonago station.

Scan here for a list of stations that handle exchanges!



JR Lines

Gurutto Matsue Lake Line Bus

Loop Kirinjishi Bus

Limited Express

Reserved Seats on ordinary cars unlimited times
*Seats must be reserved at the ticket office from the 7th booking

Gurutto Matsue Lake Line Bus

Loop Kirinjishi Bus



Adachi Museum of Art / for reference only

Get unlimited rides **from Kansai area and Fukuoka** to **Okayama, Hiroshima, Yamaguchi, Tottori and Shimane**!

Sanyo-San'in Area Pass

7 -day

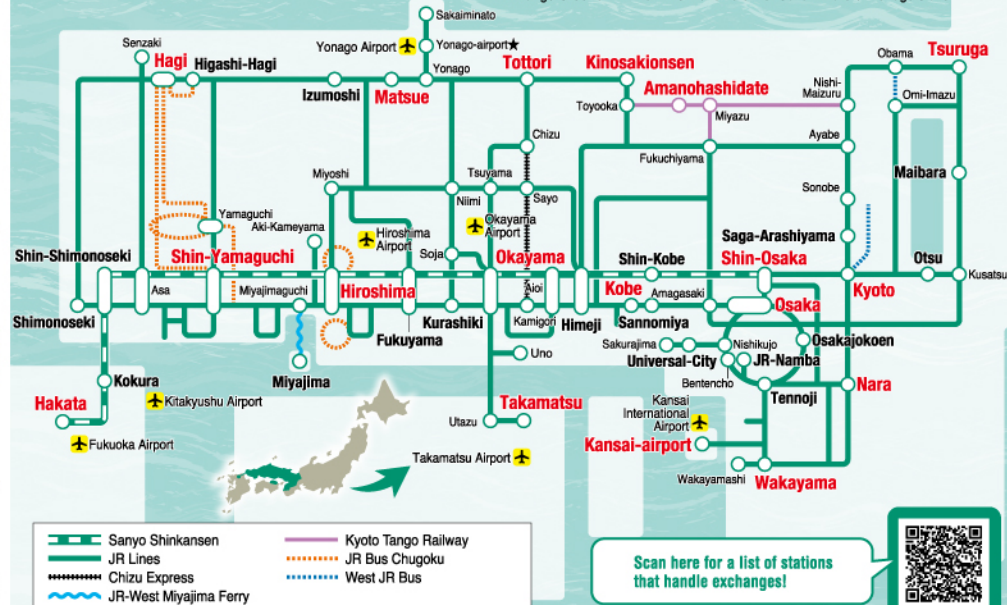
23,000 YEN
[Child 11,500 YEN]

For details



Available Area / Train Services

★Customers arriving at Yonago-airport who need to exchange their Exchange Order or E-ticket must travel to either Sakaiminato or Yonago station.



*Separate charges apply when reserving and using the Special Rapid "A Seat" paid seating service. *Product validity and prices are subject to change. Please visit JR-West's website before purchasing for details about the ticket terms and conditions. (https://www.westjr.co.jp/global/en/ticket/)



Hakata Nakasu / for reference only

Further travel **from Kansai area to Kyushu area** (**Fukuoka, Saga, Nagasaki, Kumamoto, Oita**) in addition to **Okayama, Hiroshima, Yamaguchi, Tottori and Shimane**!

Sanyo-San'in Northern Kyushu Pass

7 -day

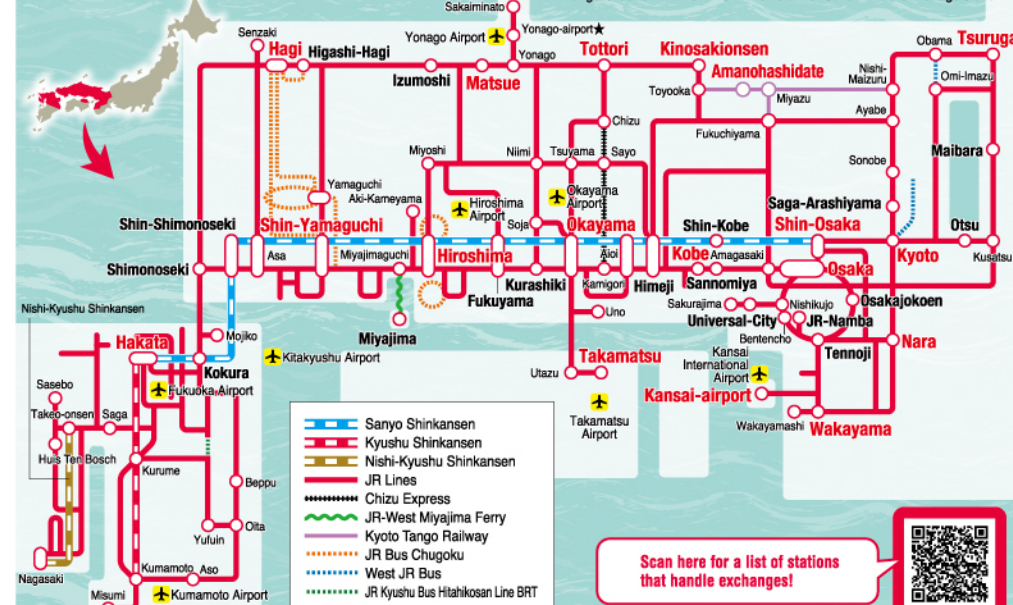
26,000 YEN
[Child 13,000 YEN]

For details



Available Area / Train Services

★Customers arriving at Yonago-airport who need to exchange their Exchange Order or E-ticket must travel to either Sakaiminato or Yonago station.



*Separate charges apply when reserving and using the Special Rapid "A Seat" paid seating service. *Product validity and prices are subject to change. Please visit JR-West's website before purchasing for details about the ticket terms and conditions. (https://www.westjr.co.jp/global/en/ticket/)

*The information displayed (including prices), is current as of March 17, 2025 and is subject to change.



Hofu Tenmangu Shrine / for reference only

Get unlimited rides **from Fukuoka to Yamaguchi and Hiroshima**!

Hiroshima-Yamaguchi Area Pass

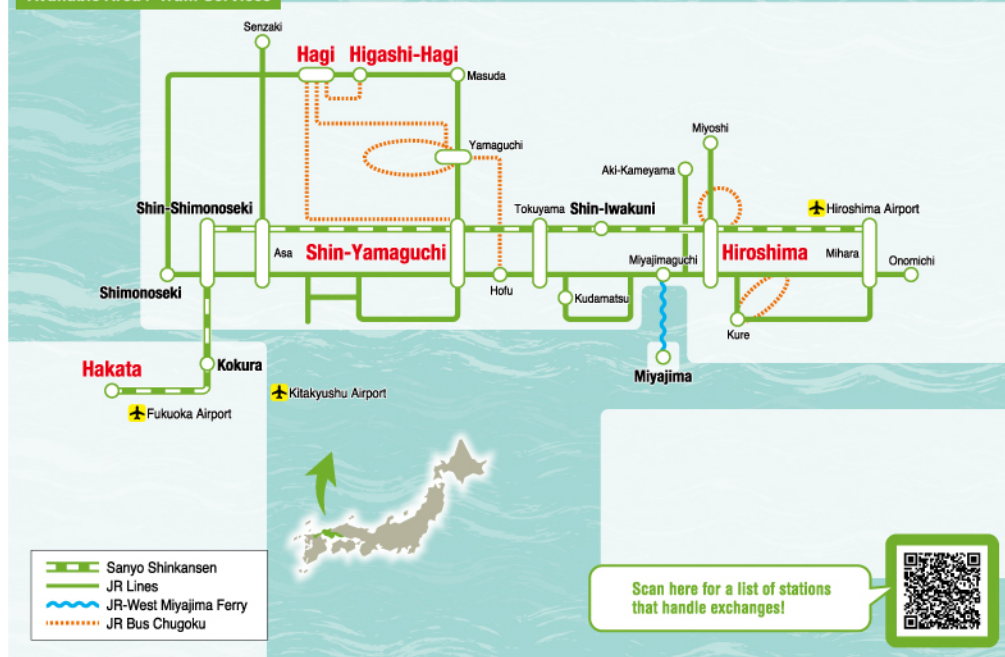
5 -day

15,000 YEN
[Child 7,500 YEN]

For details



Available Area / Train Services



Scan here for a list of stations that handle exchanges!



Sanyo Shinkansen
(Hakata - Miyahara)
including NOZOMI and MIZUHO



Limited Express



Reserved Seats
on ordinary cars
unlimited times

*Seats must be reserved at the ticket office from the 7th booking



JR Bus Chugoku



JR-West Miyajima Ferry
*Separate visitor tax applies

*Hiroshima Meipuru-pu, Local and express buses (Super Hagi) only

©Okayama Prefectural Tourism Federation
Korakuen Garden / for reference only

Get unlimited rides **from Fukuoka to Yamaguchi, Hiroshima, Okayama, and Takamatsu**!

Okayama-Hiroshima-Yamaguchi Area Pass

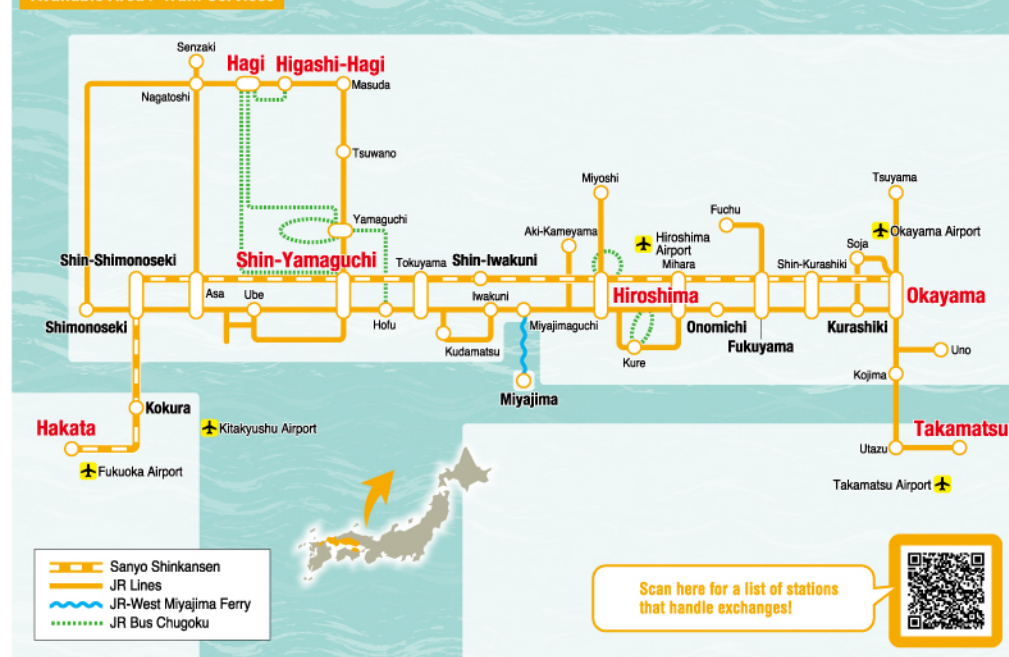
5 -day

17,000 YEN
[Child 8,500 YEN]

For details



Available Area / Train Services



Scan here for a list of stations that handle exchanges!



Sanyo Shinkansen
(Hakata - Okayama)
including NOZOMI and MIZUHO



Limited Express



Reserved Seats
on ordinary cars
unlimited times

*Seats must be reserved at the ticket office from the 7th booking



JR Bus Chugoku



JR-West Miyajima Ferry
*Separate visitor tax applies

*Hiroshima Meipuru-pu, Local and express buses (Super Hagi) only



Tojimbo / for reference only

Great offer if visiting only in
Toyama, Ishikawa, and Fukui!

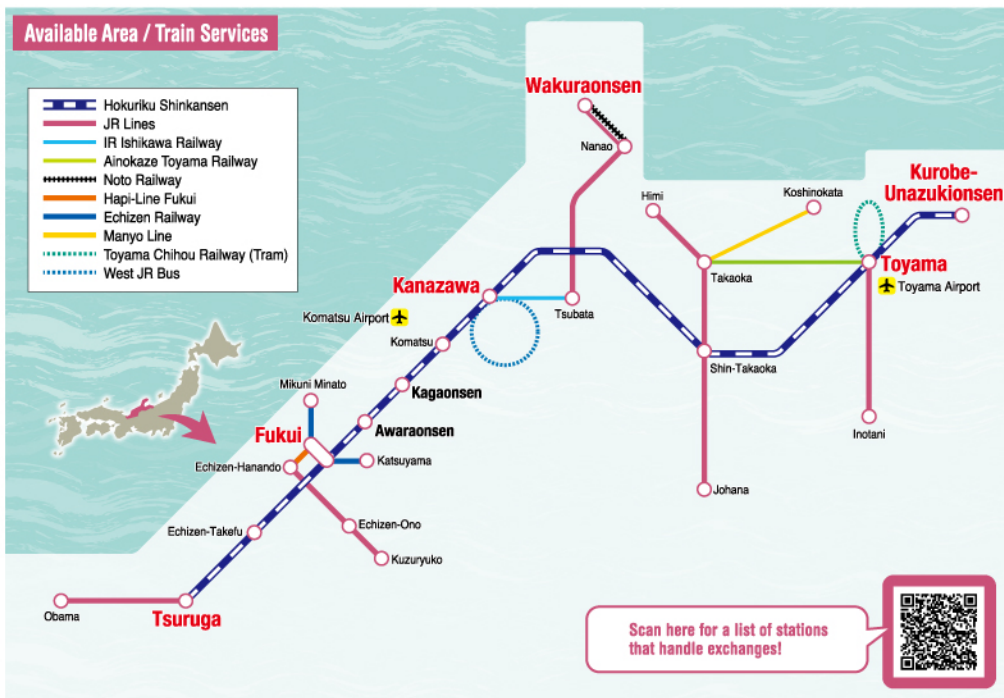
Hokuriku Area Pass

Also a great
combination with
Kansai WIDE
Area Pass!

4 -day

7,000 YEN
[Child 3,500 YEN]

For details

©Toyama Tourism Organization
Tateyama Ropeway / for reference only

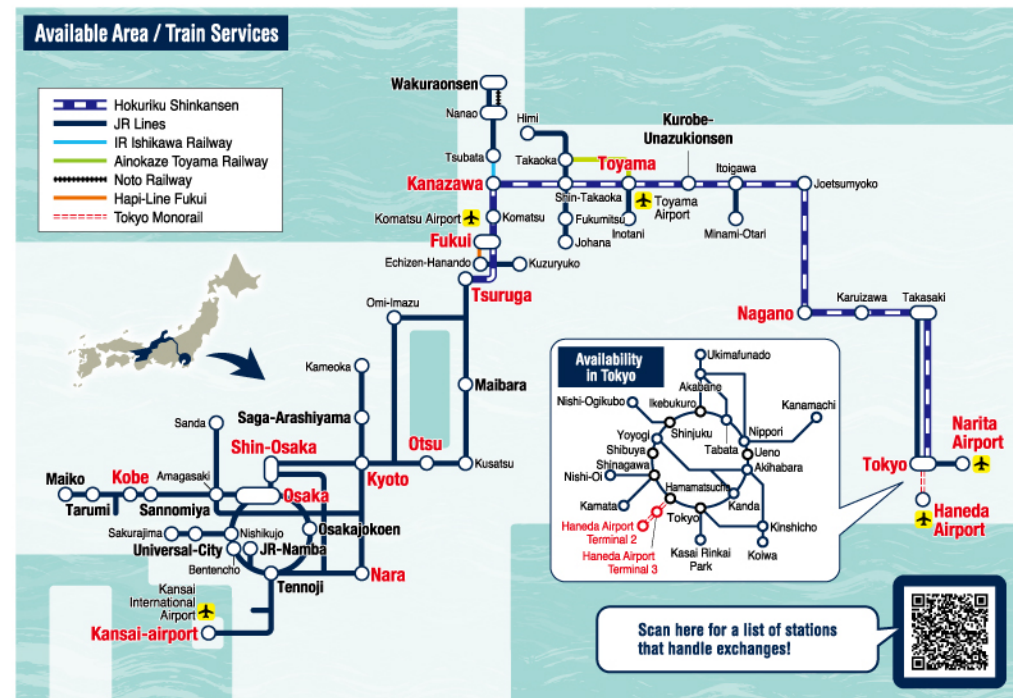
Get unlimited rides **from Kansai area and Tokyo**
to Toyama, Ishikawa, Fukui, and Nagano!

Hokuriku Arch Pass

7 -day

30,000 YEN
[Child 15,000 YEN]

For details



*Seats must be reserved at the ticket office from the 7th booking



Photo credit : Shirakawa Village Office, Gifu Prefecture
Shirakawa-go / for reference only

Unlimited rides **from Kansai Airport and Nagoya to Takayama and Hokuriku areas!**
Also get access to the express buses **between Takayama, Shirakawa-go and Kanazawa, Shin-Takaoka and Toyama!**

Takayama-Hokuriku Area Tourist Pass

5 -day

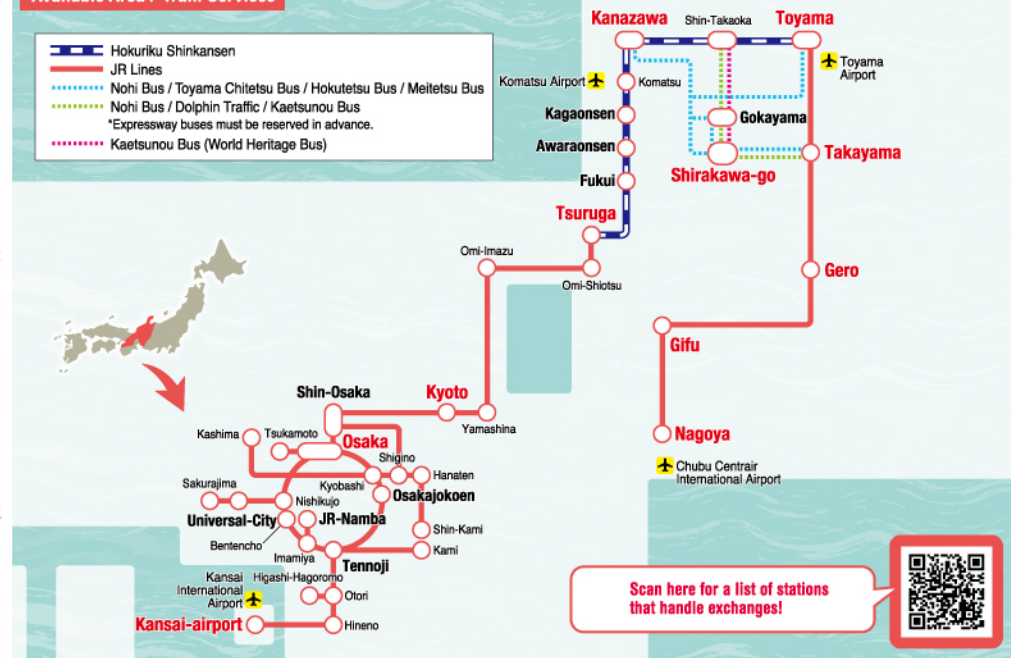
19,800 YEN
[Child 9,900 YEN]

For details



Available Area / Train Services

- Hokuriku Shinkansen
- JR Lines
- Nohi Bus / Toyama Chitetsu Bus / Hokutetsu Bus / Meitetsu Bus
- Nohi Bus / Dolphin Traffic / Kaetsunou Bus
- *Expressway buses must be reserved in advance.
- Kaetsunou Bus (World Heritage Bus)



Scan here for a list of stations that handle exchanges!



Hokuriku Shinkansen
(Tsuruga - Toyama)



Limited Express



Bus
*See map for available routes



Reserved Seats
on ordinary cars
up to 6 times



Photo credit : Wakayama Pref. Tourism League
Seigantoji Temple / for reference only

Unlimited rides **from Kansai Airport and Nagoya to Ise, Kumano, and Wakayama areas!**
Also get access to the buses handy for sightseeing in **Ise and Kumano!**

Ise-Kumano-Wakayama Area Tourist Pass

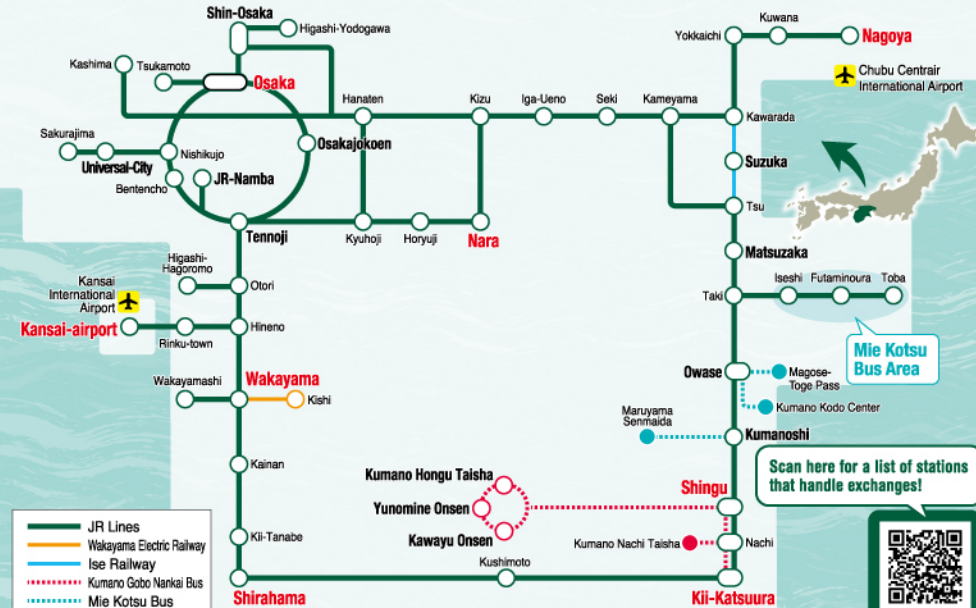
5 -day

16,500 YEN
[Child 8,250 YEN]

For details



Available Area / Train Services



- JR Lines
- Wakayama Electric Railway
- Ise Railway
- Kumano Gobo Nankai Bus
- Mie Kotsu Bus



Limited Express



Kumano Gobo Nankai Bus
Mie Kotsu Bus



Reserved Seats
on ordinary cars
up to 6 times

Scan here for a list of stations that handle exchanges!





Images are for reference only

A single Pass lets you enjoy unexplored areas of West Japan,
from **Kansai to Hokuriku, Sanyo, San'in and Hakata!**

JR-WEST All Area Pass

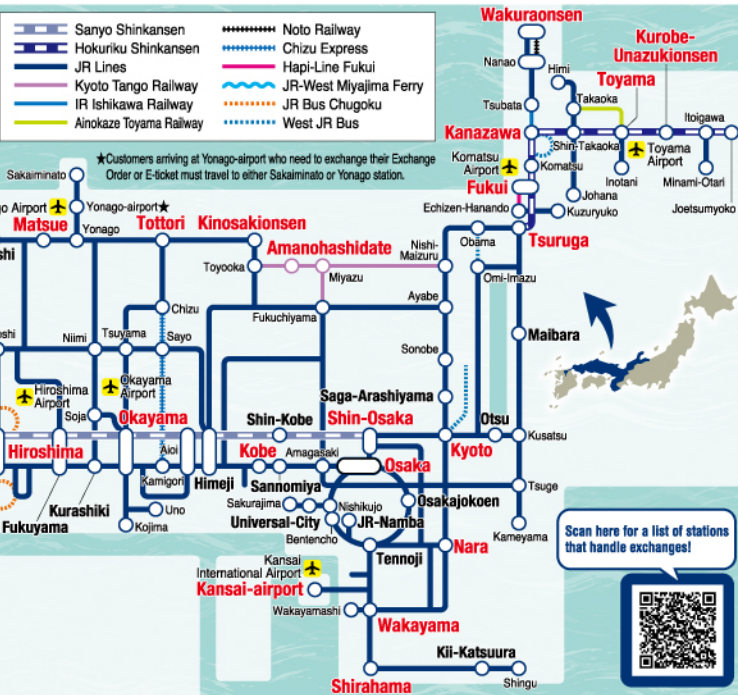


7-day
26,000YEN
[Child 13,000 YEN]

For details



Available Area / Train Services



*Seats must be reserved at the ticket office from the 7th booking

*JR Bus Chugoku: Hiroshima Melpuru-pu, Local and express buses (Super Hag) only

*Separate visitor tax applies

*Separate charges apply when reserving and using the Special Rapid "A Seat" paid seating service. *Product validity and prices are subject to change. Please visit JR-West's website
*If you wish to use a reserved seat, please be sure to make a reservation before you ride the train. *When visiting Miyajima, a visitation tax of 100 yen (As of March 2025) must be paid

Convenient and essential rail pass while sightseeing
around Japan!

JAPAN RAIL PASS

For details



Prices

Type	Ordinary Car		Green Car	
	Adult	Child	Adult	Child
7-day	50,000YEN	25,000YEN	70,000YEN	35,000YEN
14-day	80,000YEN	40,000YEN	110,000YEN	55,000YEN
21-day	100,000YEN	50,000YEN	140,000YEN	70,000YEN

Eligibility and how to purchase

ELIGIBILITY FOR USE ① You are a foreign tourist visiting Japan from abroad for sightseeing under the entry status of "Temporary Visitor".

ELIGIBILITY FOR USE ② Japanese expatriates who meet the following conditions.

People who have both their Japanese passport and written proof—obtained from the embassy or legation of Japan in the foreign country where they live—that they have been living legally in the country for 10 consecutive years or more

<For individuals who possess passports issued by both Japan and another country>

In accordance with the Japanese Immigration Law, please present your Japanese passport to immigration when entering the country. In this case, your Japanese passport and a documentation verifying your stay in another country for 10 or more consecutive years, such as a certificate issued by a government office overseas will be required.

How to purchase

① Purchase from a JR-specified shop or agent overseas

Please buy an Exchange Order at one of the affiliated offices below.

JTB, NTA, KNT-CT Holdings, Tobu Top Tours, Japac, and their affiliated agencies.

② Purchase via an online ticket sales service

After purchasing a JAPAN RAIL PASS from the dedicated website, you can reserve seats through the same website.

Available Area

The PASS is valid for JR lines, some railway lines operated by other operators, buses, and ferries in Japan.
(Check the website for more information about accessible lines.)

The non-reserved and reserved seats on NOZOMI and MIZUHO require additional tickets besides the JAPAN RAIL PASS.
Please purchase a NOZOMI / MIZUHO ticket for JAPAN RAIL PASS users.

NOZOMI / MIZUHO ticket for JAPAN RAIL PASS users

Main sections	Price	Main sections	Price
Tokyo to Shin-Osaka	4,960YEN	Shin-Osaka to Hakata	4,960YEN
Tokyo to Hiroshima	6,500YEN	Shin-Osaka to Kagoshima-Chuo	10,110YEN
Tokyo to Hakata	8,140YEN		

*Green Car seats, reserved ordinary seats, and non-reserved ordinary seats are all priced the same, including taxes.

*Purchase a NOZOMI / MIZUHO ticket for JAPAN RAIL PASS for every NOZOMI and MIZUHO service you use.

before purchasing for details about the ticket terms and conditions. (<https://www.westjr.co.jp/global/en/ticket/>)
upon boarding the Miyajima Ferry.

*The information displayed (including prices), is current as of March 17, 2025 and is subject to change.

Valid for Reserved Seating on Shinkansen and Limited Express Trains. Discount One-way Tickets for Foreign Travelers

*Sanyo Shinkansen One-way Ticket (Hakata-Kokura): Non-reserved seats only.

Save on Shinkansen tickets between Shin-Osaka and Hakata!

SANYO-SHINKANSEN One-way Ticket

Reserved seating OK!

For details



Example Shin-Osaka ↔ Hakata

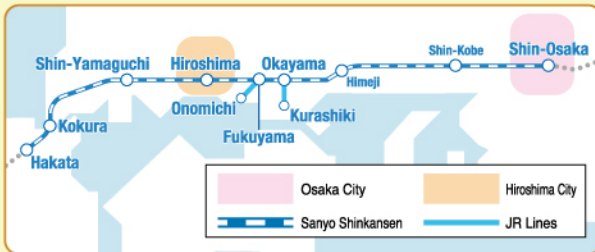
List price **16,020 YEN** (regular season)

One-way Ticket for adults

10,900 YEN

Osaka City	↔	Okayama, Kurashiki	5,100 YEN
		Fukuyama, Onomichi	6,800 YEN
		Hiroshima City	7,900 YEN
		Shin-Yamaguchi	9,400 YEN
		Kokura, Hakata	10,900 YEN
Kokura, Hakata	↔	Okayama	8,900 YEN
		Fukuyama, Onomichi	6,300 YEN
Kokura	↔	Hiroshima City	5,300 YEN
		Shin-Yamaguchi	2,600 YEN
Hakata	↔	Hiroshima City	6,300 YEN
		Shin-Yamaguchi	3,600 YEN

One-way Ticket for adults * Half price for children.



Travel to Hokuriku on the Limited Express THUNDERBIRD & Hokuriku Shinkansen!

HOKURIKU One-way Ticket

Reserved seating OK!

For details



Example Osaka ↔ Kanazawa

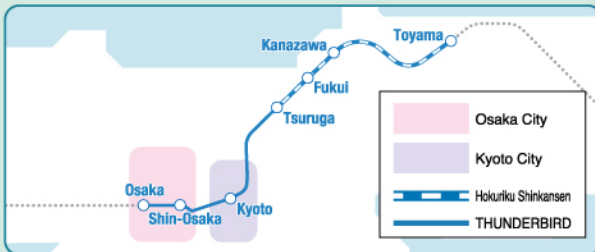
List price **9,410 YEN** (regular season)

One-way Ticket for adults

8,000 YEN

Osaka City	↔	Fukui	6,000 YEN
		Kanazawa	8,000 YEN
		Toyama	8,500 YEN
Kyoto City	↔	Fukui	5,000 YEN
		Kanazawa	6,500 YEN
		Toyama	7,500 YEN

One-way Ticket for adults * Half price for children.



Great deals on Shinkansen travel between Hakata and Kokura!
Use the dedicated exchange machine for smooth boarding!

SANYO-SHINKANSEN One-way Ticket Hakata ↔ Kokura

Non Reserved Only

For details

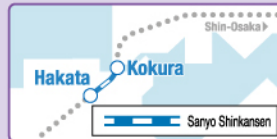


Hakata ↔ Kokura

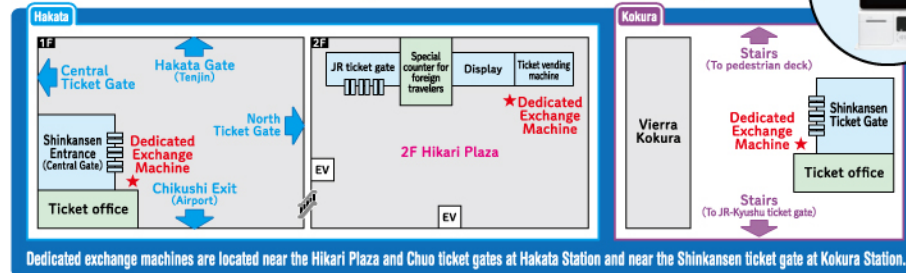
One-way Ticket for adults *Half price for children.

List price **2,160 YEN**

1,600 YEN



When using the Sanyo Shinkansen One-way Ticket (Hakata-Kokura), you can use a dedicated exchange machine for smooth boarding.



01 Display your SANYO-SHINKANSEN One-way Ticket (Hakata-Kokura) e-ticket.



02 Follow the instructions on the dedicated exchange machine's screen to issue a paper ticket.



03 Show the paper ticket to a staff member at a manned ticket gate.

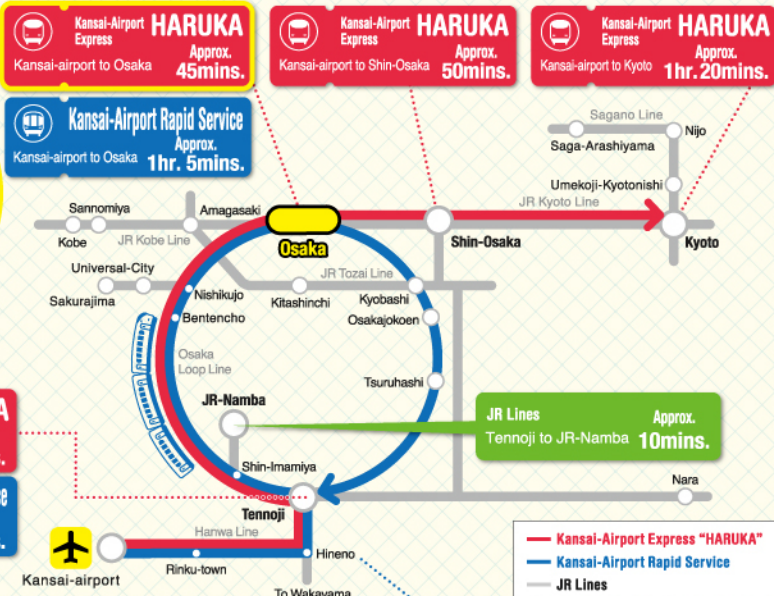
*Exit the station you're traveling to via a manned ticket gate, too.



✈️ Traveling from Kansai International Airport



Only JR-WEST offers a non-stop service from
Kansai-airport to Tennoji, Osaka (Umeda), Shin-Osaka and Kyoto!



Travel directly to
 Osaka and Kyoto with
 Kansai-Airport
 Express HARUKA!

Notice! Taking the Kansai-Airport Rapid Service to Kansai-airport

When taking the Kansai-Airport Rapid Service ("Kanku-kaisoku") to Kansai-airport, note that the train separates at Hineno Station. Please use one of the first four cars if going to Kansai-airport.

Only first four cars go to Kansai-airport
 ① ② ③ ④
 Kansai-Airport Rapid Service

Other cars go to Wakayama
 ⑤ ⑥ ⑦ ⑧
 Kishuji Rapid

← Kansai-airport / Wakayama (direction of travel)

Direct service from Kansai-airport to Tennoji, Osaka, Shin-Osaka, and Kyoto!

HARUKA One-way Ticket

Example
 Kansai-airport ↔ Kyoto

One-way Ticket for adults **2,200 YEN**

Kansai-airport ↔ Tennoji	1,300 YEN	Kansai-airport ↔ Kobe (Transfer at Osaka)	2,000 YEN
Kansai-airport ↔ Osaka, Shin-Osaka	1,800 YEN	Kansai-airport ↔ Nara (Transfer at Tennoji)	1,800 YEN

One-way Ticket for adults * Half price for children.

When using the HARUKA One-way Ticket from Kansai Airport, you can use the Dedicated Exchange Machine for smooth boarding!



Dedicated Exchange Machines can be found in front of the automated ticket gates at Kansai-airport.

You can exchange tickets purchased at travel agencies.

JR-WEST Ticket Office
 Ticket Vending Machine
 Aeroplaza
 Dedicated Exchange Machine
 Kansai International Airport Terminal 1
 JR-WEST Ticket Gate

01 Please have your E-ticket for the HARUKA One-way Ticket ready.



02 Follow the screen prompts on the Dedicated Exchange Machine and select the train you wish to take.



03 Obtain a paper ticket for boarding and go through a manned ticket gate.

*Be sure to go through a manned ticket gate when leaving as well.



JR-WEST RAIL PASS eligibility and how to purchase

■ Eligibility

◎Products exclusive for inbound visitors are available only for travelers who have passports issued by governments outside of Japan with a “短期滞在”(Temporary visitor) VISA.

◎Child prices apply to children between the age of 6 and 11.

*Based on the age at the time of purchase.

■ How to Purchase (Varies depending on the product)

① Purchasing abroad at a travel agency

◎Purchase an Exchange Order or E-ticket, and after arrival in Japan, exchange the Exchange Order for a Pass at a JR-West designated station or a designated travel agency.

*Exchange Orders and E-Tickets are valid for three months from the date of purchase.

*You will need to present your passport and the Exchange Order or E-ticket when collecting the pass or tickets.

*E-tickets can be exchanged from a ticket vending machine with the “PASSPORT” icon or from a ticket office.

② Purchasing via JR-WEST ONLINE TRAIN RESERVATION (See below)

◎You can order from the dedicated website one month in advance (10:00 JST) to the day of travel.

◎You can collect the PASS from a ticket vending machine with the “PASSPORT” icon (illustrated above) or from a ticket office at a designated station.

◎You can pay either with a credit card ^(*) at the time of reservation or at the station. (Varies depending on the product)

*You will need to present your passport, reservation number, identification number, and credit card when collecting the PASS or tickets.

^(**)You won't be able to pick up your ticket if you use a mini-card, virtual card, or other non-physical card to pay.

*The JAPAN RAIL PASS and certain other products are purchased differently. Visit the website for more information.

■ Cautions

◎The validity period is for consecutive calendar days.

◎Changes


It is not possible to change to other types of passes or tickets.

◎Refunds

•If you have purchased an Exchange Order or e-ticket but have not yet exchanged it for a pass, you can request a refund from the travel agency where you made the purchase. *However, refunds may not be available depending on the selling company's refund policy.

•Once a PASS is redeemed, refunds can be given at the point of exchange up to a day before the start of use, deducting a 10% handling charge (220YEN if the amount is less than 220YEN) from the value of the PASS.

•The terms and conditions of refund and service charges may vary with the JAPAN RAIL PASS (P.26) and Discount One-Way Ticket (P.27,P.28,P.29). Please check the website for details.



An example of the “短期滞在”(Temporary visitor) VISA



An example of the PASSPORT icon

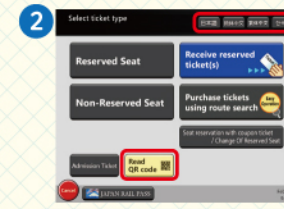


How to exchange an E-TICKET (purchased from a travel agency)

For details



Use a ticket vending machine with the Passport icon.



Select your language and press Scan QR Code.



Scan the QR code issued at the time of booking.



Follow the instructions on the screen and place your passport on the reader. *



Receive the ticket.

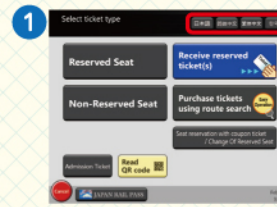
*You will need a biometric passport. Please seek assistance at the ticket office if you do not have one. You should also visit the ticket office if your passport is unreadable.

How to reserve a seat using a ticket vending machine.

For details



Some tickets have limitations to reserve seats on certain types of train and frequency of booking. Please check the usage conditions of each ticket for details.



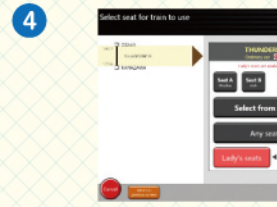
Select your language



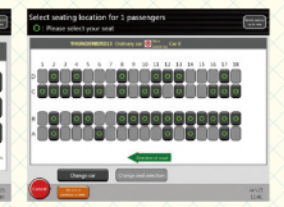
Insert a ticket (with unassigned seat reservations) into the ticket vending machine. *



Search for your train by inputting the route, date, and time.



Follow the instructions in the screen, confirm the train service, and choose a seat. You can select your seats on the seating map.



Receive the tickets.

*Group travelers can reserve seats for up to four people at a time.

After selecting "Seat reservation with coupon ticket," insert one ticket at a time.

*QR codes are a registered trademark of DENSO WAVE Incorporated. *The information displayed (including prices), is current as of March 17, 2025 and is subject to change.

5489 サービス Visit JR-WEST ONLINE TRAIN RESERVATION to reserve and purchase!
By using the service online from outside of Japan, customers can reserve and buy tickets for Shinkansen and Limited Express, as well as passes designed for inbound visitors, primarily for the JR-WEST area, and collect their purchase at a ticket vending machine or ticket office with the 5489 sign (or 5489 sign for products exclusive for inbound visitors) after arrival in Japan.

STEP 1 Reserve & Purchase outside of Japan

Get pass information and areas of availability on JR-WEST's website, then make a reservation and buy online!



STEP 2 Receive your ticket in Japan

Receive your tickets at one of the ticket vending machines or ticket offices with the 5489 sign. (or 5489 sign for products exclusive for inbound visitors).



For details



How To Use JR-WEST

For details



Tickets required

(E.g.) If traveling to Osaka from Kansai Airport

1 Kansai-Airport Rapid Service (=local train)

If boarding a local train, you need only a basic fare ticket (including an IC card).




Basic fare ticket

or IC card

2 HARUKA (=Limited Express)

If boarding a Limited Express train, purchase a ① basic fare ticket or use an IC card in addition to a ② Limited Express ticket.



Limited Express ticket

• Required when using Shinkansen and Limited Express trains!
 • Reserved seats must be booked in advance! (See P.32.)

How to Buy

Tickets, ICOCA, etc.



Short-distance train ticket machines

Shinkansen and Limited Express train tickets



JR-WEST Ticket Vending Machine



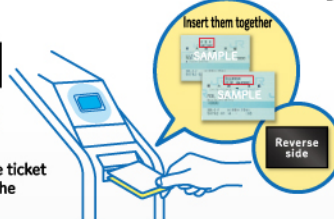
JR-WEST Ticket Office

*Basic fare tickets can also be purchased with Limited Express tickets.

How to Use

1 Ticket with a black reverse side

Insert and retrieve your basic fare ticket and Limited Express ticket into the ticket gate simultaneously.



2 IC card (ICOCA)

Tap the card on the card reader.



IC card (ICOCA)

ICOCA
¥2,000YENFirst charge 1,500 YEN
Prepaid card

1,500YEN

First charge

500YEN

Deposit

For details



ICOCA is so useful!!

• It can be used on all transportation systems that accept IC cards in Japan.
 • It is rechargeable (top-up).
 • It can be used as e-money in convenience stores.



Look for this symbol!


ICOCA on Apple Pay

Tap to RIDE and SHOP!

Set up in
Wallet app now

ICOCA

Apple Pay



1. Service Overview

- You can use ICOCA, a transportation IC card, by adding it to Apple Wallet.
- You can easily charge ICOCA on Apple Pay.
- You can use it for railways, buses, and shopping (cafes, restaurants, convenience stores, etc.) throughout Japan.

2. Requirements for Use

- iPhones or Apple Watches only (iPads and Android devices are not accepted).
 - iPhone 8 or later with iOS 16.0 or later installed
 - Apple Watch Series 3 or later with watchOS 8.7.1 or later installed
 - * Always keep the OS of your device updated to the latest version.
- You must be signed in to iCloud using an Apple ID.
- Your device's region must be a country or region that supports Apple Pay.
 - * How to check: "Settings" > "General" > "Language & Region"
- You must have a card issued by a credit card issuer in a country or region that supports Apple Pay.
 - * If you live in a country or region that supports Apple Pay, you can also issue ICOCA within your country.
- A valid credit or debit card must be linked to Apple Pay in Apple Wallet.
 - The international brand logo of VISA, Mastercard, JCB, or AMERICAN EXPRESS must appear on the face of the credit card displayed in Apple Wallet
 - * Some cards are not supported. Please contact your card issuer for details.

3. How to Use

- (1) Connect your device to a network (e.g., a Japanese carrier or Wi-Fi)
- (2) Open Apple Wallet and tap the "+" button in the top-right corner of the screen.
 - Next, tap "Transit Card," which will display IC cards that can be used, and select "ICOCA."
 - Then, tap "Continue" → select an amount → "Add" → "Agree" to terms → Apple Pay

4. Please Note

- ICOCA cannot be refunded through Apple Wallet. Please use up as much of your remaining funds as possible.
- Please separately purchase a limited express ticket when boarding a limited express train. (Example train: Limited Express HARUKA)

* ICOCA is a registered trademark of the West Japan Railway Company.

* Apple, the Apple logo, iPhone, Apple Watch, Apple Pay, and Apple Wallet are registered trademarks of Apple Inc.

* The iPhone trademark is used under license from AIPHONE Co., Ltd.

Countries and regions
that support Apple Pay

Supporting travelers in the event of illness or other travel problems!



Travel Support

by JR-WEST

Available exclusively to JR-West product users

Scan for more information.



Scan to use the Web app.



Overview of Service



Multilingual assistance for medical consultations (for describing injury or illness)

Enter your injury, illness (for colds and other ailments), or pre-existing medical conditions directly on your smartphone for onscreen translation into Japanese (16 languages supported).



Dietary restriction support / Prayer room information

Enter any dietary requirements (according to Islamic jurisprudence, allergies, etc.) directly on your smartphone for onscreen translation into Japanese (5 languages supported). Prayer room locations are also available.



JR-West train service information

See information on delays and operational statuses for all JR-West lines and sections.



Disaster evacuation information

In the event of a disaster, find your nearest evacuation site on an area map.



Disaster/hospital information

Get connected to multilingual JNTO call centers and other institutions for information on accidents and other disasters as well as medical referral contacts.



Tourism Information

Get access to various websites offering useful information for your trip to Japan, including JNTO and the Osaka Convention & Tourism Bureau sites.



Enjoy free Wi-Fi service with hassle-free JR-WEST Free Wi-Fi!


JR-WEST Free Wi-Fi is available in major JR stations and on certain trains including Shinkansen and the Kansai-Airport Express HARUKA.

For more information on how to use JR-WEST Free Wi-Fi, visit the JR-West website.



* QR codes are a registered trademark of DENSO WAVE Incorporated.

Customers of Tokaido-Sanyo-Kyushu-Nishi Kyushu Shinkansen



Carrying Oversized Baggage

To provide passengers using the Shinkansen with a safer, and more comfortable traveling experience, passengers traveling with oversized baggage (total dimensions between 160cm and 250cm) must reserve a seat with an oversized baggage area or a seat with an oversized baggage compartment.

No Booking Required

A + B + C
Up to 160 cm



Booking Required

A + B + C
Over 160 - 250 cm

*Baggage with a combined length and circumference exceeding 250 cm is not allowed on board.



Oversized Baggage

For details

