

Fun trains in SHIKOKU



SHIKOKU MANNAKA SENNEN MONOGATARI

♥️ 🔍 🟩

Days of operation:
Saturdays, Sundays and national holidays

#Section of operation:
Tadotsu Station ↔ Ōboke Station



IYONADA MONOGATARI

♥️ 🔍 🟩

Days of operation:
Saturdays, Sundays and national holidays

#Section of operation:
• Matsuyama Station ↔ Iyo-Ōzu Station
• Matsuyama Station ↔ Yawatahama Station



Dosan Line Anpanman Train

♥️ 🔍 🟩

Days of operation: Every day

#Dosan Line: Nanp, Ashizuri
#Section of operation: Okayama Station-K chi Station/Nakamura Station



Yosan Line Anpanman Train

♥️ 🔍 🟩

Days of operation: Every day

#Yosan line: Shiohaze, Ishizuchi
#Section of operation: Okayama Station / Takamatsu Station-Matsuyama Station

Use the Pass to ride the Anpanman Train!
If you want an Anpanman Seat, let the salesperson know when purchasing your ticket.

Get an Anpanman Seat!
* Please note that there is a limit to the number of seats.



Can be shared with fellow travellers as well!

Limited to ALL SHIKOKU Rail Pass holders
Great for making seat reservations!

Special price! **1,000 yen** Children 500 yen

Book of 4 reserved seat tickets

Details here:

🟩 Non-reserved seats (covered by the ALL SHIKOKU Rail Pass) 🟨 Reserved seating (Please purchase reserved seating or use your book of designated seating tickets) 🟩 Green car (additional charges apply)

ALL SHIKOKU Rail Pass

From **9,000 yen**
(3-day, Purchasing Overseas)

SHIKOKU

An Economical Pass to freely travel Shikoku by train



Chichibugahama Beach



Dosan Line Anpanman Train

Yosan Line Anpanman Train

Shimanto River

Sunset in Iyonada

JR 四国 土佐くろしお鉄道株式会社 阿佐海岸鉄道株式会社 IYOTETSU とさでん交通株式会社 小豆島フェリー株式会社 こことでん 四国ツーリズム創造機構







SHIKOKU Railway Trip

<http://shikoku-railwaytrip.com/>



Shikoku Map



 Transport services and routes that are covered by this Pass
 JR conventional lines
 JR Shinkansen line
 Private railways
 Bus route
 Ferry route

This Pass is valid for use on the JR Lines non-reserved seats in regular cars on limited express, rapid and local trains.

About Shikoku
<https://shikoku-tourism.com/en>


Access to Shikoku
<https://shikoku-railwaytrip.com/access/>


The map of transfer information
<https://shikoku-railwaytrip.com/pdf/railinfo/route-map.pdf>


Anpanman Museum
©Takashi Yanase/Froebel-kan, TMS, NTV

Otsuka Museum of Art

Katsurahama

Ashizuri-Uwakai National Park

Shimanto River

Shimonada Station

Dōgo Onsen



Naruto Whirlpools



Shodoshima Olive Park



Ritsurin Garden



Shimanami Kaido (Cycling Road)



Dōgo Onsen